

# Sheep Herder In PARADISE



**TANANA VALLEY STATE FAIR**  
**July 29-August 7, 2022 • Fairbanks, Alaska**

# Shepherd in Paradise

◆ 2022 Fair Colors: Red, Orange & Yellow ◆

◆ 2022 Fair Flower: Sunflower ◆

◆ 2022 Fair Fruit/Vegetable: Pumpkin ◆

## July 29 - August 7, 2022

### ENTRY DAYS

#### NON-PERISHABLES:

Online Entry closes July 22 at 7 PM

Entry Drop Off\*: Saturday, July 23, 1 PM - 6 PM

Sunday, July 24, 11 AM - 2 PM

\*Dept. 1 Non Perishables, Dept. 5B, Dept. 23, Dept. 24A Drop Off Saturday, July, 23 ONLY.

#### JUNIOR PERISHABLES:

Online Entry closes July 27 at 7 PM

Entry Drop Off: Thursday, July 28, 1 PM - 6 PM

#### ADULT PERISHABLE:

Online Entry closes August 1 at 7 PM

Entry Drop Off: Tuesday, August 2, 1 PM - 6 PM

#### GIANT CABBAGE WEIGH IN

Online Entry closes July 29 at 7 PM

Entry Drop Off: Saturday, July 30, 1 PM - 6 PM

#### LEGO CONTEST

Online Entry closes July 29 at 7 PM

Entry Drop Off: Sunday, July 31 at 6 pm

### PICK UP DAYS

JUNIOR PERISHABLES: Tuesday, August 2, 1 PM - 6 PM

ADULT PERISHABLES & NON-PERISHABLES:

Monday, August 8, 2 PM - 6 PM

~ Items unclaimed on the 8<sup>th</sup> can be picked-up in Upper Totem on the 12<sup>th</sup> during premium payout times

### PREMIUM PAYOUT – at the Event Office

NON-PERISHABLES: Begins Tuesday, August 2 at 12 PM, and continues throughout the Fair

ALL PREMIUM PAYOUTS: Monday, August 8, 2 PM - 6 PM, & Friday, August 12, Noon - 6 PM

**GRAND CHAMPION CEREMONY**  
**AUGUST 6, 2022,**  
**starting at 3 PM**



Any exhibits not picked up by August 12 will be disposed of. Any payouts under \$25 not picked up by August 12 will be forfeited. Payouts over \$25 will be sent to the exhibitor by check.

## TABLE OF CONTENTS

Entry Rules-----	3
Department 1 4-H Club work -----	7
Department 2 Girl Scouting -----	14
Department 3A Vegetables & Fruits -----	15
Department 3B Novelty Vegetables-----	18
Department 3C Giant Cabbage & Bucks for Bales----	19
Department 4 Livestock & Livestock Entry Rules-----	20
Livestock Show Schedule -----	25
Department 4A Open Livestock-----	26
Department 4B 4-H & FFA Livestock -----	30
Market Livestock-----	35
Department 4C Open Small Livestock -----	37
Department 5 Equine Rules-----	41
Department 5A 4-H Horse Show -----	41
Department 5B Equine Fair Halter & Costume -----	43
Department 6 FFA Agricultural Education -----	44
Department 7A Culinary -----	44
Department 7D Bake-Off -----	46
Department 8 Food Preservation -----	47
Department 9 Sewing-----	49
Department 9B Fashion Show -----	50
Department 10 Spinning & Weaving-----	50
Department 11 Flower Show & Wildflowers-----	52
Department 12 Creative Arts -----	54
Department 13A Adult Fine Arts -----	57
Department 13B Junior Art Show-----	58
Department 13C Creative Writing -----	59
Department 14 Alaska Native Arts -----	60
Department 18 Doll Creations and Accessories -----	61
Department 19 Knitting, Crocheting, Tatting -----	62
Department 20A Educational Showcase-----	63
Department 20B Speech & Drama Festival -----	64
Department 21 Needlework -----	66
Department 22 Photography-----	67
Department 23 Reduce, Reuse Recycle! -----	68
Department 24A Quilt Show -----	69
Department 24B Quilted Wall Art -----	70
Department 25 Clay Craft -----	71
Staff, Board, & Other Information-----	72

ENTER ONLINE AT:

[WWW.TVSFA.ORG](http://WWW.TVSFA.ORG)

## New for 2022

1. All Entry is Digital this year. Follow the link on our website [www.tvsfa.org](http://www.tvsfa.org) to enter all exhibits.
2. Print your receipt. The exhibitor is responsible for printing their receipt prior to entry day. The exhibitor is also responsible for checking in with the receipt or entry information ready and available to be entered into the ShoWorks system. An entry tag must accompany each exhibit and will be printed out by Fair Staff or Volunteers at the time of entry.
3. Please be sure to double check WHEN and WHERE you can enter your exhibits, as some of the Departments (formerly known as Divisions) have changed locations or merged.
4. To receive help with online entries or assistance printing your exhibit receipt, the Events office staff will be available July 15-22<sup>nd</sup> during office hours.

## TVSFA Core Values

Family ♦ Community ♦ Diversity ♦ Engagement ♦ Partnership ♦ Fun

## Rules and Procedures

Competitive Exhibits are at the heart of the Tanana Valley State Fair. Each year thousands of exhibitors showcase the products and skills that represent the best in our talented community.

Thank you for taking part, and we hope you enjoy the Fair!

### Entry Rules

1. Entries are open to all people.
2. Every exhibit must be entered in the name of the grower or maker, except for livestock, which must be entered in the name of the owner.
3. Junior exhibitors (age 16 and under) must enter Junior Departments, with their current age written on the exhibit tag. Age will be used only to determine age group and for labels.
4. Exhibitors may enter as many competitive exhibits as they wish, but only **one (1) entry per Class per Division**. Refer to the livestock rules in Department 4 for livestock entry information.
5. No entry may be allowed to compete in more than one (1) Class within the same Division.
6. Up to five (5) entries may be entered in the Non-Competitive Division. Check your Department to see if this Division is available. Non-Competitive Divisions will not be judged for any ribbon or monetary prize.
7. TVSFA reserves the right to refuse any exhibit not deemed appropriate for Fair entry. These decisions are made at the discretion of Fair staff and Superintendents.
8. Except for live animals or plants, no entry shall have been previously exhibited at the Tanana Valley State Fair.
9. Entries that were entered non-Competitively in 2021 may return in 2022, but you must have the corresponding Non-Competitive Tag for proof of non-Competition.
10. No smoking, drinking, or eating is allowed in the exhibit areas. No smoking, drugs or drug paraphernalia are allowed on the Fairgrounds. Beer and wine may be consumed only on the Fairgrounds in areas designated by the Board of Directors.
11. No animals are permitted on the Fairgrounds, with the exception of service dogs and animals entered as exhibits or as part of a Fair-sanctioned special event.

12. No “For Sale” signs, business cards, religious or military pamphlets permitted on any exhibit during the Fair. Displays are strictly Exhibits only.
13. Any exhibitor found plagiarizing or turning in an entry that is not their own work will forfeit ALL premiums and placing for the year.
14. Entering an exhibit into the Fair indicates that the exhibitor accepts and agrees to abide by all rules and procedures as presented in the Exhibit Guide and other incidental materials.

## Entry Procedures

1. **Log into the Fair Entry System and create a profile.** Each exhibitor must create a profile on the ShoWorks System. This account is permanently on the system and can follow you to any future TVSFA Fair using the system!
2. **Print your receipt.** The exhibitor is responsible for printing their receipt prior to entry day. The exhibitor is responsible for checking in with the receipt or entry information ready and available to be entered into the ShoWorks system. An entry tag must accompany each exhibit and will be printed out by Fair Staff or Volunteers at the time of entry.
3. **Know your deadlines.** Exhibitors are responsible for knowing applicable entry periods, and to abide by those dates.
4. **Enter your exhibit.** Turn in your exhibit with its exhibit tag to the Superintendent or clerk at the Department locations. You can get help on Entry Day from designated Staff or Volunteers. Call the Fair Office if you need access to a computer prior to Entry Day.
5. **Remember to pick up your Exhibit and Premiums.** Take note of the dates to reclaim your items and winnings and be sure to bring the receipt!

Unfortunately, we cannot accept entries before or after the published entry dates and hours. If you are unable to attend Entry Drop-Off Day, consider asking someone to take your entry to the Fair with your items and entry receipt!

## Judging

All judges at the Tanana Valley State Fair are volunteers, with the exception of livestock judges. The Tanana Valley State Fair Association recognizes that qualified and impartial judges are the most important part of the process. Quality judging is recognized as one of the keys to quality exhibits at the Fair. Another key is exhibitor understanding of how exhibits are judged. The following is a description of the two methods of judging used at the Tanana Valley State Fair.

**DANISH:** The DANISH system of judging uses an established standard of perfection as the basis for judging. Each exhibit is judged individually in comparison to the standard. The judge then decides whether the exhibit is deserving of a Blue Award (Excellent), Red Award (Good), White Award (Worthy), or no award. It is possible, therefore, to have several Blue Awards in the same Division. The Danish system is used in the 4-H/FFA and Girl Scouting Departments.

**AMERICAN:** In the American system of judging, exhibits are placed before a judge or panel of judges who rank the entries. A standard of quality is employed here also, but the exhibits are judged against the standard as well as each other. Most often the best exhibit receives a First Prize ribbon, the next best exhibit a Second Prize, and so forth. However, the judge(s) may determine there is no exhibit worthy of first prize, and may award the best exhibit a second prize, or even no prize at all. A judge is not required to award any prizes at all, but may not award the same prize to more than one exhibit.

### Danish

Blue Ribbon	—————	\$3
Red Ribbon	—————	\$2
White Ribbon	—————	\$1
Division Champion	—————	\$3
Cloverbud Ribbon, Rainbow	—————	\$1

### American

First Prize, Blue Ribbon	—————	\$5
Second Prize, Red Ribbon	—————	\$3
Third Prize, White Ribbon	—————	\$1
Division Champion	—————	\$3
Grand Champion	—————	Large Rosette
Jr. Participant	—————	Ribbon

## Judging Rules

1. Judging may begin in any Department immediately following the closure of entries. If judging is on a point system, judging may begin as entries come in.
2. The TVSFA reserves the right to close exhibit areas to public viewing until judging is complete.
3. Superintendents have the right to disqualify an entry if entry procedure or preparation has not been followed.
4. Superintendents may change the Division of any entry if it has been entered in the wrong Department or Division, or may create a new Class for any Division entry identified as appropriate. This must be done before judging begins or the entry will be disqualified. Although Superintendents are encouraged to reclassify exhibits when appropriate, it is the responsibility of the exhibitor to enter their exhibit in the correct Division and Class.
5. All junior entries that do not place will receive a Participant Ribbon.
6. All judging is final. A formal protest may be submitted if the exhibitor feels they have been unfairly judged.

## TVSFA Protest Policy

Decisions of the judges are final. If an exhibitor feels the rules and/or procedures regarding their entry into the Tanana Valley State Fair have been improperly followed or interpreted, a protest may be submitted to the Executive Director at the Fair Office. Questions regarding entry should be addressed to the Department Superintendent. No appeal based on alleged incompetence of the judge(s) will be considered.

Exhibitors are strongly encouraged to talk to the Department Superintendent and/or Competitive Exhibits Coordinator prior to initiating a formal protest. Should a resolution not be reached after speaking with the Superintendent and Competitive Exhibits Coordinator, a formal protest may be submitted in writing within 24 hours of the event or of the results being made public.

Protests must plainly state the cause of complaint or appeal. Protests will be accepted only from exhibitors, or parents or guardians of exhibiting minors, directly affected by the outcome of judging being protested. All protests shall be accompanied by a \$25 protest fee that will be returned if the protest is upheld.

## Exhibit Pick-up and Payout Information

**NON-PERISHABLE EXHIBIT PAYOUTS** will begin TUESDAY, AUGUST 2, and be available for pickup at the Event Office during regular hours throughout the Fair.

**NON-PERISHABLE EXHIBITS** will be available for Pick up August 8, 2-6 PM, items unclaimed on the 8<sup>th</sup> can be picked-up the 12<sup>th</sup> Noon-6pm in Upper Totem. Perishable Exhibits can be picked up Monday, August 8, 2-6 PM.

**PERISHABLE EXHIBIT & CONTEST PAYOUTS** will be available for pickup August 8, 2-6 PM and August 12, 2-6 PM.

**\*Any premiums under \$25 not picked up by 6:00 PM on Saturday, August 12 will be forfeited.** All exhibit payouts over \$25.00 will be mailed to exhibitors. Please make sure we have an accurate mailing address on file.

1. Non-Perishable Exhibits may not be removed from the Fairgrounds prior to Monday, August 8, 2-6 PM. Special provisions for removal of livestock exhibits are covered in the Livestock Rules listed at the beginning of Department 4.
2. Any exhibitor obtaining a premium through false evidence or misrepresentation, or by violation of any of the rules and regulations, shall have the money or other premium withheld by the Fair until the issue has been resolved.
3. Livestock and equine exhibitors must adhere to all rules of conduct and responsibility or forfeit any premiums due. See **Livestock Rules and Ethics Policy** for more specific information.
4. Premiums in question should be resolved by August 19, 2022 through the Fair office.

**Exhibitors are responsible for picking up their exhibits.** TVSFA is not responsible for exhibits, premiums, or ribbons left at the Fairgrounds after Friday, August 12 at 6 PM unless prior arrangements have been made. (For livestock, see **Livestock Rules** in Department 4, Livestock Release).

## Exhibit Security

Fair management uses every possible precaution to protect exhibits and property while on exhibition. However, the TVSFA shall not be held responsible for loss, damage, or injury of any kind from any source. Due to conditions beyond our control, Fair management, and/or Association members, will not be held responsible for personal injuries, accidents, or losses sustained by visitors, exhibitors, or other people on the Fairgrounds. Any concerns regarding the security of your exhibit must be dealt with prior to the Fair. Entering an exhibit into the Fair indicates that the exhibitor accepts the inherent risks in displaying their exhibits in a public forum.

The TVSFA Board of Directors reserves the right to interpret these rules and regulations and to arbitrarily settle and determine all matter, questions, and differences in regard thereto, or arising out of, connected with or incident to the Fair, and it reserves the right to rule on any matter not covered.



**MULE™**  
**TRUSTED**  
**TRIED AND TRUE**

**MULE™ PRO LINE OF CAPABILITY AND STRENGTH**

**Kawasaki**  
Let the good times roll®

**ASSEMBLED IN THE USA**  
FOREIGN & DOMESTIC PARTS

**3- TO 6-PASSENGER TRANS CAB™**  
MULE PRO-DXT™ DIESEL  
MULE PRO-FXT™

**3-PASSENGER**  
MULE PRO-DXT™ DIESEL  
MULE PRO-FXR™ MULE PRO-FX™

**2-PASSENGER**  
MULE PRO-MX™

**3YEAR**  
LIMITED WARRANTY  
STRONG

\*Assembled in the U.S.A. badge does not apply to the MULE PRO-MX™ models.

## Alaska Fun Center

1817 College Rd Fairbanks Alaska  
(907)452-3455  
[www.alaskafuncenter.com](http://www.alaskafuncenter.com)

**KAWASAKI CARES:** Read Owner's Manual and all on-product warnings. Always wear protective gear appropriate for the use of this vehicle. Never operate under the influence of drugs or alcohol. Protect the environment. The Kawasaki MULE™ side x side is an off-highway vehicle only, and is not designed, equipped or manufactured for use on public streets, roads or highways. Obey the laws and regulations that control the use of your vehicle. ©2019 Kawasaki Motors Corp., U.S.A.

Scan with camera  
to view videos,  
key features  
and more.





# Department 1

## 4-H Club Work



### Sponsored by THE TOY QUEST

This Department is open to 4-H Members only.

### RULES

1. 4-H exhibitors must be enrolled in their projects by June 14<sup>th</sup>.
2. Participants must enter in the appropriate age Department according to their age during the 2021/2022 school year.
3. All exhibits must be a result of a 4-H learning experience during the current project year, and should show a progression of skills from one year to the next.
4. Exhibitors may participate in interview judging on Entry Day
5. Exhibits are judged on the Danish System. Ribbons of blue (excellent), red (good), or white (worthy) will be awarded according to quality in comparison to an established standard.
6. Members ages 5-7, as of August 15, 2021, are considered Cloverbud 4-H members and will receive a rainbow ribbon and a \$1 premium per winning entry.
7. All exhibits must be clean, neat, and properly prepared for exhibition and judging. Substandard or improperly prepared exhibits or animals will not be accepted.
8. 4-H entries are also subject to Fair entry rules and procedures.
9. Three (3) entries will be accepted to each Class

Contact 4-H Office at 907-474-2427 for more information.

### EDUCATIONAL DISPLAY

Each Department offers the opportunity to enter an educational display. Individual displays are limited to a maximum of 72 inches in height, 26 inches in width and 30 inches in depth (front to back of display) when exhibited. Displays must be freestanding. Displays must reflect actual club-related work or projects; school-related projects should be entered to Department 20A – Education Showcase. A display may be 3-dimensional or use a notebook. If you choose to do a poster, check Department 1J, Division F to see which Department is more appropriate.

Explanations should include how the exhibit was made or what was done in the project; operating instructions if appropriate; information sources; and what the member learned. Explanations must be complete to qualify the exhibit for judging.

## Department 1A

### 4-H FOOD & NUTRITION

Exhibitor must be enrolled in a food project. All foods must be displayed on appropriately sized paper plate and enclosed in plastic. Recipes must be written on 3"x5" or larger cards and taped to the exhibits. All food exhibits must be safe to taste at room temperature. Dishes that are kept above 140° or below 40° will not be accepted. If a Class has a number of items listed next to it, be sure to include that number of items in the entry. Failure to meet the required number of items in the entry can result in disqualification.

### SUPERINTENDENTS

Patsy Perkins 907-479-4529  
Jan Hanscom 907-479-3259

### 4-H EDUCATOR

Marla Lowder, 4-H Agent  
907-474-2427

### AGE CATEGORIES

Ages as of August 15, 2021.  
Cloverbud --- 5-7 yrs  
Junior ---- 8-11 yrs  
Intermediate – 12-14 yrs  
Senior --- 15-18 yrs

### ENTRY DAYS

**Non-Perishable Exhibits,  
Registration for 4-H  
Competition**

**Online Entry closes**

**July 22 at 7PM**

Drop Off July 23, 1-6 PM  
Upper Totem Building

**Perishables, Foods, Food  
Preservation, & Plant  
Science**

**Online Entry closes**

**July 27 at 7PM**

Drop Off Thursday, July 28, 1-6PM  
Upper Totem Building

### PICK UP DAY

#### PERISHABLE:

Monday, August 8, 2-6PM

#### NON-PERISHABLE:

Monday, August 8 2-6PM

### Division A ————— Quick Breads

Number of items in the

Class 1 Biscuits or Scones (4)

Class 2 Muffins (4)

Class 3 Pancakes (2)

Class 4 Waffles (1)

Class 5 Crepes (2)

Class 6 Corn Bread

Class 7 Coffeecake

Class 8 Gingerbread (4)

Class 9 Quick bread (1 loaf)

Class 10 Cake Doughnuts (4)

Class 11 Cloverbud Entries

Class 12 Other

### JUDGING METHOD:

Information ----- 50%

Related to Project ----- 30%

Workmanship ----- 20%

**Division B ————— Yeast Breads**

- Class 1 White Bread (1 loaf)
- Class 2 Whole Wheat Bread (1 loaf)
- Class 3 Other Grains (1 loaf)
- Class 4 Sourdough (1 loaf, or 4 rolls)
- Class 5 French Bread (1 loaf)
- Class 6 Biscuits or Scones (4 biscuits or 4 scones)
- Class 7 Made in Bread Machine
- Class 8 Other Yeast Products

**Division C ————— Cookies**

- Class 1 Bar Cookies
- Class 2 Drop Cookies
- Class 3 Refrigerator Cookies
- Class 4 Pressed Cookies
- Class 5 Molded Cookies
- Class 6 Rosettes
- Class 7 No-bake Cookies
- Class 8 Cloverbud Entries
- Class 9 Other

**Division D ————— Cakes**

½ layer, unfrosted unless otherwise specified

- Class 1 White or Yellow Cake
- Class 2 Sponge; Chiffon or Angel Food
- Class 3 Pound Cake
- Class 4 Jellyroll
- Class 5 Chocolate Cake
- Class 6 Use of Commercial Mix
- Class 7 Spice Cake
- Class 8 Cupcakes (4 frosted)
- Class 9 Cake w/Frosting, Topping
- Class 10 Upside-down Cake
- Class 11 Cloverbud Entries
- Class 12 Other

**Division E ————— Pies**

- Class 1 Single Crust Pie
- Class 2 Double Crust Pie
- Class 3 Crumb Crust Pie
- Class 4 Tarts (4)
- Class 5 Other

**Division F ——— Other Food Preparation**

Theme should be included in title.  
 Decoration will be considered.

- Class 1 Candies (4 pieces)
- Class 2 Nutritious Snacks
- Class 3 Packed Box Lunch
- Class 4 Microwave Foods
- Class 5 Ethnic Foods
- Class 6 Gift Pack (up to 4 items)
- Class 7 Other

**Division G ————— 4-H Food Education**

For 4-H members enrolled in food projects

**Use pictures, drawings, or food models-  
no prepared food.**

*Appropriate Topics:* Recipe Collection; Table Setting; Meal Plans; Food Safety Procedures; Outdoor Cookery; Nutrition & Fitness. Contact Superintendent for approval on alternate subjects.

- Class 1 Junior Display
- Class 2 Intermediate Display
- Class 3 Senior Display

**Division H ————— Food Decoration**

- Class 1 Cake (must use real cake)
- Class 2 Cookie
- Class 3 Cupcake
- Class 4 Garnishes
- Class 5 Sugar Molds
- Class 6 Gingerbread House/Scene
- Class 7 Cloverbud Entries
- Class 8 Other

**Division I ————— Food Preservation**

All canned foods must be in standard canning jars and processed according to USDA guidelines. Canning methods, times, and temperatures must be on the jar labels.

All dried foods must be labeled with processing time and temperature.

For more information, see  
 Department 8-Food Preservation, and refer to the Department 8 handbook found in the Fair Office.

- Class 1 Canned Fruit, 1 jar
- Class 2 Canned Tomatoes, 1 jar
- Class 3 Variety, different fruits, 3 jars
- Class 4 Pickles, 1 jar
- Class 5 Pickle Relish or Salsa, 1 jar
- Class 6 Pickled Vegetables, 1 jar
- Class 7 Sauerkraut
- Class 8 Canned Juice, 1 jar
- Class 9 Canned Vegetable, 1 jar
- Class 10 Jam w/Pectin
- Class 11 Jelly w/Pectin
- Class 12 Jam/Jelly, Long Boil, No Pectin

Class 13 Marmalade, Conserve, Preserve

- Class 14 Fruit Butter
- Class 15 Fruit Leather, 3 pieces
- Class 16 Dried Fruit, 3 pieces
- Class 17 Other Preserved food

**Division J ——— 4-H Food Preservation  
Educational Display**

See Educational Display for guidelines.

*Appropriate Topics:* Preserved wild edible plant w/ menu; Collection of 3-5 canned foods and plan for use; Dehydrator or Smoker made by 4-H member. Contact Superintendent for approval on alternate subjects.

- Class 1 Junior Display
- Class 2 Intermediate Display
- Class 3 Senior Display

**Department 1B****4-H Sewing Challenge**

Sign up for this event online or before July 22 or during non-perishable entry drop off on July 23. The contest will be held July 26 at 12 Noon. Please contact your Superintendent for location.

**Division A ——— Cloverbud & Junior**

- Class 1 Cloverbud Entry
- Class 2 Sewing Project-First Year
- Class 3 Sewing Project-2 Plus Years

**Division B ——— Intermediate**

- Class 1 Sewing Projects-First & Second Year
- Class 2 Sewing Projects-3 Plus Years
- Class 3 Quilt Project-First or Second Year in Quilt Project

**Division C ——— Senior**

- Class 1 Sewing Project-First & Second Year
- Class 2 Sewing Project-Third & Fourth Year
- Class 3 Sewing Project-5 Plus Years
- Class 4 Quilt Project-First or Second Year in Quilt Project
- Class 5 Quilt Project-3 Plus Years in Quilt Project

**Department 1C****4-H SEWING**

All projects must be clean and pressed. They can be worn.

**Division A ——— Clothing Beginner/  
Intermediate**

- Class 1 Pants/Shorts (w/ gathered/elastic waist)
- Class 2 Skirt (w/ gathered/elastic waist)
- Class 3 Vests
- Class 4 Shirts
- Class 5 Dress
- Class 6 Loungewear/Nightwear
- Class 7 Hoodie
- Class 8 Cloverbud Entries
- Class 9 Other

**Division B ————— Clothing, Advanced**

Articles must show **two or more** of the following skills: yoke, pocket, collar, cuff, set-in sleeve, zipper, machine buttonhole, waistband, hand hem, topstitching, ruffles, and pleats or sewn from knit fabrics

Class 1 Pants/Shorts

Class 2 Skirts

Class 3 Vests

Class 4 Shirts

Class 5 Dress

Class 6 Loungewear/Nightwear

Class 7 Jacket, non-tailored

Class 8 Swimwear

Class 9 Hoodie

Class 10 Other

**Division C ————— Specialty Sewing**

Class 1 Hand Sewn Clothing

Class 2 Formalwear/Party Dress

Class 3 Tailoring

Class 4 Fur/Leather

Class 5 Outerwear

Class 6 Summer Outerwear/Kuspuk

Class 7 Costumes

Class 8 Other

**Division D ————— Household Items**

Class 1 Kitchen Ensembles (2 or more coordinated items)

Class 2 Pillows

Class 3 Potholders

Class 4 Pillowcases

Class 5 Shears Case

Class 6 Pincushions

Class 7 Seasonal/Holiday Items

Class 8 Wall Hanging, not quilted

Class 9 Blanket/Throws, not quilted

Class 10 Cloverbud Entries

Class 11 Other

**Division E — Toys, Animals, Dolls, Doll Clothing**

Class 1 Stuffed Animals

Class 2 Sewn Cloth/Toys

Class 3 Sewn Dolls

Class 4 Doll Clothing

Class 5 Other

**Division F ————— Accessories**

Class 1 Hats

Class 2 Totes, Bags (basic)

Class 3 Totes, Bags (embellished)

Class 4 Aprons

Class 5 Scarves/Neck Gators

Class 6 Mittens/Gloves

Class 7 Cloverbud Entries

Class 8 Other

**Division G ————— Quilting**

Class 1 Quilted Potholders

Class 2 Quilted Table Runner

Class 3 Tied Quilt

Class 4 Machine Quilted Quilt

Class 5 Quilted Accessories

Class 6 Quilted Wall Hanging

Class 7 Quilted Clothing

Class 8 Other

**Division H — 4-H Clothing Educational Display**

See Educational Display for guidelines.

*Appropriate Topics:* Wardrobe Plan; 3+ separates with coordinating

accessories; Original Outfit Design;

Color Analysis; Collection of Textiles;

Collection of Different Fabric Weaves;

Careers in Clothing. Contact

Superintendent for approval on alternate subjects.

Class 1 Junior Display

Class 2 Intermediate Display

Class 3 Senior Display

**Department 1D****4-H CRAFTS****Division A ————— Fiber/Paper Crafts**

Class 1 Stationary

Class 2 Yarn Craft

Class 3 Felt Craft

Class 4 Leather Craft

Class 5 Macramé

Class 6 Masks

Class 7 Fabric/Ribbon

Class 8 Other

**Division B ————— Woodcraft/Carving**

Class 1 Sculpture

Class 2 Wood

Class 3 Soap

Class 4 Masks

Class 5 Other

**Division C ————— Beading/Jewelry**

Class 1 Earrings/Rings/Pins

Class 2 Necklaces

Class 3 Bracelets/Anklets

Class 4 Suncatchers

Class 5 Sets (Must contain 3 pieces, one pair of earrings counts as 1 piece)

Class 6 Belts

Class 7 Ornaments

Class 8 Hair Ornaments

Class 9 Other

**Division D ————— Ceramic/Pottery/Nonfired/Glass**

Class 1 Porcelain

Class 2 Non-fired Clay

Class 3 Ceramic (Glaze)

Class 4 Ceramic (Stains)

Class 5 Glass (Fired)

Class 6 Stained Glass

Class 7 Thrown Pottery

Class 8 Sculptures

Class 9 Other

**Division E — Reduce, Reuse Recycle Crafts**

Class 1 Nine Lives (Reusing the same Material make at least 9 different crafts)

Class 2 Reuse of Fiber

Class 3 Reuse of Paper

Class 4 Reuse of Wood

Class 5 Reuse of Metal

Class 6 Reuse of Mixed Media (2+ different materials used)

Class 7 Reuse of Fair ribbons

Class 8 Other

**Division F ————— Weaving**

Class 1 Rugs

Class 2 Baskets

Class 3 Totes/Bags

Class 4 Woven Clothing

Class 5 Pillows/Household Items

Class 6 Wall Hanging

Class 7 Potholders

Class 8 Other

**Division G ————— Knitting**

Class 1 Sweaters/Other Clothing

Class 2 Scarf

Class 3 Hat

Class 4 Slippers/Socks

Class 5 Bag/Tote

Class 6 Gloves/Mittens

Class 7 Household Items

Class 8 Afghan

Class 9 Stuffed Animal/Toy

Class 10 Other

**Division H ————— Crochet**

Class 1 Sweaters/Other Clothing

Class 2 Scarf

Class 3 Hat

Class 4 Slippers & Socks

Class 5 Bag/Tote

Class 6 Gloves/Mittens

Class 7 Household Items

Class 8 Afghan

Class 9 Stuffed Animal/Toy

Class 10 Other

**Division I ————— Other Needlecraft**

Class 1 Cross Stitch

Class 2 Embroidery

Class 3 Plastic Canvas

Class 4 Applique

Class 5 Other

## Department 1E

### 4-H FINE ARTS

All exhibits in this Department must be the original creation of the 4-H member. Photocopies will not be accepted. All paintings, drawings, prints, needlework, photographs, and similar entries that are customarily displayed on walls must be mounted appropriately and ready to hang. Stiff backing boards are required, and exhibits attached firmly to the backboard. Velcro fasteners will be applied by the superintendents. Each entry must have a card attached with the following information:

- What the exhibit is
- Where it is to be used or shown
- Techniques used in making it (include special techniques and material that might not be evident)

The explanation is required to qualify the exhibit for judging.

#### Division A — Drawing

- Class 1 Pencil
- Class 2 Charcoal
- Class 3 Crayon
- Class 4 Marker or Pen
- Class 5 Mixed Media
- Class 6 Cloverbud Entries

#### Division B — Painting

- Class 1 Oil
- Class 2 Acrylic
- Class 3 Watercolor
- Class 4 Cloverbud Entries
- Class 5 Mixed Paints

#### Division C — Collage

- Class 1 Single Material
- Class 2 Multiple Materials
- Class 3 Cloverbud Entries

#### Division D — Sculpture

- Class 1 Clay
- Class 2 Wood
- Class 3 Papier-Mâché
- Class 4 Origami
- Class 5 Cloverbud Entries
- Class 6 Other

#### Division E — Carving

- Class 1 Wood
- Class 2 Other

#### Division F — Graphic Design

Project should be mounted on heavy paperboard and prepared for hanging.

- Class 1 Block Printing
- Class 2 Design Created on Computer
- Class 3 Silk-Screen
- Class 4 Calligraphy Printing

## Department 1F

### 4-H SCIENCE

#### Division A — Physical Science Project

- Class 1 Computer Science
- Class 2 Geology
- Class 3 Aerodynamics
- Class 4 Astronomy
- Class 5 Space Science
- Class 6 Bicycling
- Class 7 Small Engines
- Class 8 Automotive
- Class 9 Boating
- Class 10 Metal Work
- Class 11 Woodworking
- Class 12 Electricity
- Class 13 Educational Display in any class above
- Class 14 Poster in any class above
- Class 15 Other

#### Division B — Natural Resources Project

- Class 1 Forestry
- Class 2 Conservation
- Class 3 Wildlife Management
- Class 4 Trapping
- Class 5 Camping
- Class 6 Backpacking
- Class 7 Wilderness Survival
- Class 8 Shooting Sports
- Class 9 Educational Display in any class above
- Class 10 Poster in any class above
- Class 11 Other

#### Division C — Reduce, Reuse, Recycle Sciences

- Class 1 Recycle
- Class 2 Reduce
- Class 3 Educational Display in any class above
- Class 4 Poster in any class above
- Class 5 Other

#### Division D — Applied Animal Sciences

- Class 1 One Dozen Eggs produced by project birds

- Class 2 Equipment made for animal project

- Class 3 Product made by exhibitor from produce of project animal

- Class 4 Educational Display in any class above

- Class 5 Poster in any class above

- Class 6 Other

#### Division E — Livestock & Pet Ed. Display

- Class 1 Animal Research

- Class 2 Veterinary Science

- Class 3 Livestock

- Class 4 Pet Equipment

- Class 5 Educational Display in any class above

- Class 6 Poster in any class above

- Class 7 Other

#### Division F — Entomology

All exhibits are to be placed in boxes approximately 18"x24" and not more than 3½" thick. Base should be Cellutex or similar material and the top is clear. Specimens are to be arranged horizontally. Must use insect pins for mounting and use identification labels.

- Class 1 (Unit 1) One Box with minimum of four orders and not less than 25 insects. Label specimens with order, date, and locality where found.

- Class 2 (Unit 2) One Box with minimum of eight orders and not less than 50 insects. Half the insects must be identified with a common name.

- Class 3 Educational Displays in any class above

- Class 4 Other

#### Division G — Beekeeping

- Class 1 Comb Honey

- Class 2 Extract Honey, one-half to one pint

- Class 3 Beeswax wrapped in cellophane

- Class 4 Product made from honey. Honey and product produced by member. Attach recipe.

- Class 5 Educational Displays

- Class 6 Other

## DEPARTMENT 1G

### 4-H PERSONAL GROWTH

#### Division A —Leadership & National Programs

Classes 1 to 3: Enter up to three unlike items that show leadership skills or what was learned at the program.

#### Division B —Clubs

- Class 1 Secretary Records for Club
- Class 2 Treasurer Records for Club
- Class 3 Alaska 4-H Record Book with project insert
- Class 4 Other

#### Division C —Self Improvement

Classes 1 to 3: Enter up to three unlike items that show skills learned or other items representing project taken.

Topics may include (but are not limited to): expressive arts; leisure time; health and safety; self-defense; shooting sports.

#### Division D —Child Care

Classes 1 to 4: Enter up to four unlike items that would be used in childcare activities.

## DEPARTMENT 1H

### 4-H PLANT SCIENCE

#### Division A —Flower Gardening

All flowers to be exhibited must have buds removed, with foliage, and in suitable container. Identify flowers on entry tag.

- Class 1 Aster/Chrysanthemums
- Class 2 Bachelor Buttons/Dianthus/Phlox
- Class 3 Border/Rock Plants
- Class 4 Dahlias/Zinnias
- Class 5 Spikes/Stalks
- Class 6 Everlastings/Others for drying
- Class 7 Marigolds
- Class 8 Pansies
- Class 9 Petunias
- Class 10 Flowering Vines
- Class 11 Roses
- Class 12 Lilies
- Class 13 Sunflowers
- Class 14 Wildflowers
- Class 15 Others

#### Division B —Flower Arranging

Plant material need not be grown by the member. May use fresh or dried

plant materials and accessories. Identify foliage used.

- Class 1 Holiday Arrangement
- Class 2 Wreath
- Class 3 Fresh Flower Arrangement
- Class 4 Wildflower Arrangement
- Class 5 Oriental Arrangement
- Class 6 Dried Flower Arrangement
- Class 7 Arrangement using nature materials (Sand, rocks)
- Class 8 Arrangement using unusual or interesting container
- Class 9 Picture made with dried flowers, petals or seeds
- Class 10 Miniature Arrangements (Not to exceed 5" in any dimension)
- Class 11 Other

#### Division C — Cold Crops, Greens, Culinary Herbs, Legumes

Use *Vegetables, Selection and Preparation for Display*, from the Extension Office for information.

- Class 1 Broccoli, 1 head
- Class 2 Brussels Sprouts, 1 stock cut, all leaves removed but the top
- Class 3 Cabbage, Green, 1 head, no roots
- Class 4 Cabbage, Other, 1 head, no roots
- Class 5 Cabbage, Oriental, 1 head, no roots
- Class 6 Cauliflower, 1 head, leaves trimmed to 1" above head
- Class 7 Kohlrabi, 1 plant, tops trimmed to 2", tap root to 1"
- Class 8 Other Cold Crop
- Class 9 Celery, 1 plant, trim root to a pyramid
- Class 10 Beet Greens, 3 plants with roots
- Class 11 Other Greens, 5 leaves
- Class 12 Head Lettuce, 1 plant
- Class 13 Leaf Lettuce, 1 plant
- Class 14 Other Lettuce, 1 plant
- Class 15 Kale 1 plant, roots off
- Class 16 Beans, 10 pods
- Class 17 Peas in a pod, 10 pods
- Class 18 Peas edible pods, 10 pods
- Class 19 Other legumes, 10 pods
- Class 20 Chives
- Class 21 Dill

- Class 22 Parsley
- Class 23 Other Herbs

#### Division D Potatoes, Root Crops, Bulbs

- Class 1 White Potatoes, 3
- Class 2 Other Potatoes, 3
- Class 3 Beets, 1" stem, no tops
- Class 4 Carrots, 1" stem, 3, no green shoulders
- Class 5 Turnips, 1" stem, 3
- Class 6 Radishes with tops, 3
- Class 7 Green Onion trim roots ½", 3
- Class 8 Dried Onions, not peeled, 3
- Class 9 Other, 3

#### Division E-Vine Crops, Misc. Vegetables, Tomatoes

- Class 1 Slicing Cucumbers, 2
- Class 2 Pickling Cucumbers, 2, 3" long
- Class 3 Melon, 1
- Class 4 Pumpkin, 1
- Class 5 Winter Squash, (Acorn, Hubbard, Hard Skin), 1
- Class 6 Summer Squash, 2
- Class 7 Zucchini Squash, 2
- Class 8 Other Squash or Cucumber, 2
- Class 9 Green Tomatoes, 3
- Class 10 Ripe Tomatoes, 3
- Class 11 Greenhouse Tomatoes, 3
- Class 12 Corn, ear husk removed, 1
- Class 13 Rhubarb, stalks tied, 3
- Class 14 Peppers, 1
- Class 15 Other Misc. Vegetable, 1 or Tomatoes, 3

#### Division F —Container Gardening

Plants may be groomed. Plants must be established and growing in container. Accessories allowed.

- Class 1 Cacti/Succulents
- Class 2 Hanging Baskets
- Class 3 Foliage Plant
- Class 4 Flowering Plant
- Class 5 Fruited Plant
- Class 6 Dish Garden
- Class 7 Terrarium
- Class 8 Bonsai
- Class 9 Propagation Box (6 rooted cuttings of 6 different plants labeled with name and date)
- Class 10 Other

#### Division G —Novelty

- Class 1 Best Collection of garden herbs
- Class 2 Best Collection of different kinds of vegetables (Max container size 14"x22)
- Class 3 Largest Cabbage
- Class 4 Largest Potato
- Class 5 Largest Squash

- Class 6 Largest Turnip
- Class 7 Largest Other
- Class 8 Oddest Shaped Vegetable
- Class 9 Vegetable Art
- Class 10 Other

#### **Division H ————— Fruits**

- Class 1 Strawberry, 1 cup
- Class 1 Raspberry, 1 cup
- Class 1 Other, 1 cup

#### **Division I ——— Plant Science Education**

Items and displays that exhibit your knowledge of plant science.

- Class 1 Poster
- Class 2 Experiment in Plant Science
- Class 3 Display
- Class 4 Written Report on plant subjects
- Class 5 Other

## **DEPARTMENT 1I**

### **4-H COMMUNICATIONS**

Photographs and drawing entries must be mounted for display on a wall. Stiff backing board such as foam core is to be used. The superintendents will apply Velcro fasteners. Minimum size of photograph is 4"x6" with maximum of 8"x10." Each entry must have a card attached explaining the type of camera used and number of years 4-H member has been enrolled in photography project.

#### **Division A ————— Scenic Photographs**

- Class 1 Alaskan Scenic
- Class 2 Other Scenic
- Class 3 Flowers
- Class 4 Other Vegetation
- Class 5 Nature
- Class 6 Skies the Limit
- Class 7 Other

#### **Division B Pets, Wildlife, Other Creature**

- Class 1 Pets
- Class 2 Alaskan Animals
- Class 3 Other Wildlife
- Class 4 Birds
- Class 5 Insects
- Class 6 Farm Animals
- Class 7 Aquatic Life
- Class 8 Zoo Animals
- Class 9 Other

#### **Division C — Portraits, Children, Daily Life**

- Class 1 Portraits (one subject)

- Class 2 Portraits (more than one subject)

- Class 3 Children

- Class 4 Adults

- Class 5 Family Fun

- Class 6 Candid

- Class 7 Military

- Class 8 Daily Life

- Class 9 Other

#### **Division D ————— Other Photographs**

- Class 1 Alaska History
- Class 2 Ice Sculptures
- Class 3 Architectural and Industrial
- Class 4 Transportation
- Class 5 Still Life
- Class 6 Humor
- Class 7 Black and White
- Class 8 Special Effects
- Class 9 Other

#### **Division E ————— Picture Stories, Scavenger Hunt**

4-H members don't have to be enrolled in a photography project.

- Class 1 Picture Stories.

Use 3 or more photos to tell a story. Individual photos must be a minimum of 4"x6," not to exceed 8"x10." Must be mounted on a sheet of foam core or poster board no larger than 20"x30." Be sure to include a title and descriptive notes for each picture. Be sure to decorate your entry! Only pet names (e.g. "Rover's Big Day") are allowed.

- Class 2 4-H Project Picture Stories  
Same as Class 1, show how your 4-H project progressed from start to finish.

- Class 3 Scavenger Hunt  
Take photos of all the items on the list and mount on a sheet of foam core or poster board no larger than 20"x30." Individual photos must be a minimum of 3"x5" with titles. List is available at the Extension office.

#### **Division F ————— Communication Arts**

- Class 1 Taped Media
- Class 2 4-H Club Display Poster; Banner

- Class 3 Scrapbook
- Class 4 Newsletters/Articles
- Class 5 Brochures
- Class 6 Cartoons
- Class 7 Poetry and Prose
- Class 8 Other

## **DEPARTMENT 1J**

### **4-H FAVORITE FOODS**

Register for this event online on or before July 22, or during non-perishable entry drop off (do not bring entry) on July 23. This contest will be held July 25, 12 PM – Upper Totem Division A—— 4-H Favorite Foods Show All 4-H enrolled in a Foods project are eligible. Each contestant will prepare a favorite food at home and bring it to the Fair along with 2 place settings and a centerpiece. Table will be provided. Participants must have recipes on 8½"x11" posters. Exhibitors will set up displays and meet with the judge. Complete instructions are available at Extension Office.

- Class 1 Junior Display
- Class 2 Intermediate Display
- Class 3 Senior Display
- Class 4 Cloverbud Display

## **Department 1K**

### **4-H BAKE OFF**

*Online Entry closes July 22*  
Register for this event online on or before July 22, or during non-perishable entry on July 23 (do not bring entry). This contest will be held Wednesday, Aug 3. Starting at NOON-Spenard Test Kitchen Borealis Pavilion Division A—— 4-H Bake-Off All 4-H enrolled in a Foods project are eligible. Each contestant shall mix from scratch and bake their recipe. Contestants will be judged throughout the total mixing and baking process.

- The contestant must furnish all ingredients and equipment. Please bring a copy of the recipe on entry day.
- A separate copy of the recipe must be given to the judge at the beginning of the contest. Do not bring your cookbook.

- When product goes into the oven, set your timer and clear off workspace so it is ready for the next person.
- Return when product is ready to come out of the oven; place it on the table to cool and tell the judge when it is ready to taste.
- Finished products will be displayed in Upper Totem.
- Each Division champion will receive **\$10**. The Grand Champion, chosen from the Class champions, will receive **\$20**.

Class 1 Junior: Cookie, Muffins, Corn Bread, or Biscuits

Class 2 Intermediate: Quick Bread or Cake

Class 3 Senior: Pie or Yeast Product

## **DEPARTMENT 1L**

### **4-H PRESENTATIONS & PERFORMING ARTS**

*Online Entry closes July 22*

Sign up for this event online on or before July 22 or during non-perishable entry drop off on July 23. This contest will be held Sunday, July 31, starting at 12:30. Ask your Superintendent for stage location.

#### **Division A — Presentations/Performing Arts**

Enter up to four different performances or presentations.

Class 1 Junior

Class 2 Intermediate

Class 3 Senior

Class 4 Team/Group

Class 5 Cloverbud

## **DEPARTMENT 1M**

### **4-H FASHION**

#### **PRESENTATION**

*Online Entry closes July 22*

Sign up for this event online on or before July 22 or during non-perishable entry drop off on July 23. This contest will be held Sunday, July 31 starting at 12:30. Ask your Superintendent for stage location.

#### **Division A — 4-H Fashion Revue**

Open to all 4-H enrolled in a clothing project. Participants model a garment

that they have made. May be a single piece of clothing or complete outfits.

Class 1 Junior

Class 2 Intermediate

Class 3 Senior

Class 4 Cloverbud

#### **Division B — My Favorite Outfit**

Open to ALL 4-H members. Participants select an outfit for a special occasion and model it. Outfit may be borrowed, purchased, or put together from things the 4-H'er already owns. Outfits should carry a theme, such as sports outfit, school outfit, dance outfit, or costume.

Class 1 Junior

Class 2 Intermediate

Class 3 Senior

Class 4 Cloverbud

## **DEPARTMENT 1N**

### **4-H HOME GARDEN TOUR**

*Online Entry closes July 22*

Sign up for this event online before, or during, non-perishable entry on July 23. This contest will be held July 26.

Entrants will be informed of the time.

#### **Division A — Home Garden Tour**

Class 1 Junior

Class 2 Intermediate

Class 3 Senior

## **DEPARTMENT 1P**

### **4-H DOG SHOW**

Superintendent Marla Lowder  
907-750-0074

The 4-H Dog Show will be held Saturday, July 30 at 1:00 PM on the Quilt Barn Lawn. All dogs must have current rabies, DHL, within 1 year; parvovirus vaccine, and negative fecal exam.

Sub-Divisions-Add appropriate letter below the Class number:

A: Novice B: Beginner

C: Intermediate D: Advanced

#### **Division A — Dog Showmanship**

Class 1 Junior

Class 2 Intermediate

Class 3 Senior

Class 4 Service Training Test

Class 5 Cloverbud

#### **Division B — Sub-Novice Dog Obedience**

Exercises done ON LEASH: heel, figure 8, stand for examination, recall, long sit (1 min), long down (3 min)

Class 1 Junior

Class 2 Intermediate

Class 3 Senior

Class 4 Cloverbud

#### **Division C — Novice Dog Obedience**

Exercises done ON LEASH: Heel, figure 8. Exercises done OFF LEASH: heel, figure 8, stand for examination, recall, long sit (1 min), long down (3 min).

Class 1 Junior

Class 2 Intermediate

Class 3 Senior

#### **Division D — Graduate Novice Dog Obedience**

Exercises done ON LEASH: heel.

Exercises done OFF LEASH: heel, figure 8 stand for examination, recall, long sit (3 min) with handler out of sight, long down with handler out of sight (5 min).

Class 1 Junior

Class 2 Intermediate

Class 3 Senior

#### **Division E — Open Dog Obedience**

Exercises done OFF LEASH: heel free and figure 8; drop on recall; retrieve on flat; retrieve over high jump; broad jump; long sit; long down.

Class 1 Junior

Class 2 Intermediate

Class 3 Senior

#### **Division F — Utility Dog Obedience**

Requirements are according to American Kennel Club regulations. Contact superintendent for details.

#### **Division K — Rally Novice**

Class 1 Junior

Class 2 Intermediate

Class 3 Senior

#### **Division L — Rally Advanced**

Class 1 Junior

Class 2 Intermediate

Class 3 Senior

#### **Division M — Rally Excellent**

Class 1 Junior

Class 2 Intermediate

Class 3 Senior



## Department 2 Girl Scouts



This Department is open to Girl Scout Members only. A complete booklet outlining the requirements for this Department is available from the Farthest North Girl Scout Council Office.

Exhibits will be judged on the Danish System and will be awarded blue (excellent), red (good), or white (worthy) ribbons. Ribbons will be awarded according to quality in comparison to an established standard. Girl Scout entries are also subject to Fair entry rules and procedures.

**SUB-DIVISIONS-Add the appropriate letter below the Class number.**

A: Daisy      B: Brownie      C: Junior      D: Cadets  
E: Senior      F: Ambassador      G: Troup

### Division A ————— Knot Tying

- Class 1 Mounted Knots
- Class 2 Decorative Knots

### Division B ————— Trail Signs

- Class 1 Mounted

### Division C ————— Outdoor Cook Stoves

- Class 1 Solar Stoves
- Class 2 Vagabond/Buddy Burners
- Class 3 Charcoal

### Division D ————— Girl Scout Ways

- Class 1 Sit-Upon
- Class 2 Swap Collection
- Class 3 Memory Book
- Class 4 Rhythm Sticks
- Class 5 Vest/Uniform

### Division E ————— Fire Starters

- Class 1 Trench Candle
- Class 2 Egg Carton
- Class 3 Nature Starter: No criteria
- Class 4 Candy Starter
- Class 5 Petroleum Base Starter

### Division F ————— Badge Work

- Class 1 Completed Badge
- Class 2 New Tasks
- Class 3 Award Work
- Class 4 Service Projects
- Class 5 Service Unit/Council Events

### Division G ————— Whittling

- Class 1 Walking Sticks
- Class 2 Freestyle

### Division H ————— Projects

- Class 1 Derby Car
- Class 2 Misc.

### Division I ————— Girl Scout Kits/Packs

- Class 1 Day Pack
- Class 2 Survival Kit
- Class 3 First Aid Kit

### Division Z ————— NON-COMPETITIVE

## SUPERINTENDENT

Allison Libhart  
907-347-7761

## ENTRY DAY

*Online Entry closes  
July 22 at 7PM*

Saturday, July 23, 1-6PM  
Sunday, July 24, 11-2PM  
Borealis Pavilion

## PICK UP DAY

Monday, August 8, 2-6 PM  
Borealis Pavilion



# Department 3A

## Fruits & Vegetables

**Special Preparations:** All vegetables, except Novelty Division and Giant Cabbages, are judged as top-quality commercial product. Be sure exhibits contain the exact amount specified. Varieties should be named on the exhibit tag. This will help the judge and will make the exhibit more interesting and educational to the viewer. Judges may cut into the exhibit to examine for maturity, freshness, and the like if deemed necessary.

**Exhibits should be clean, free from disease, smooth, uniform and true to type.**

**Replacing Perishables:** Exhibitors are encouraged to keep exhibits fresh by replacing them with exhibits of like quality if they lose their freshness. Entries may be disposed of if conditions deteriorates.

**Exhibits not collected on Pick-Up Day will be donated or disposed of.**

### JUNIOR FRUITS AND VEGETABLES

All Junior Divisions are identical to Adult Divisions but are labeled with double letters.

**Be sure to enter under the correct sub-Division for the child's current age.**

a. Age 7 and under

b. Age 8 to 11

c. Age 12 to 16

#### **Division A ————— Potatoes**

Consider uniformity, smoothness, condition, size & trueness of type when selecting potatoes. Potatoes should be clean, free from disease, smooth, uniform, and true to type.

Class 1 White, 3 tubers

Class 2 Red, 3 tubers

Class 3 Russet, 3 tubers

Class 4 Baking, 3 tubers

Class 5 New Baby Potatoes, 3 tubers

Class 6 Other, 3 tubers

#### **Division B ————— Cold Crops**

Cabbages must be trimmed to 3 wrapper leaves

Class 1 Broccoli; 1 head with 5-6" stem

Class 2 Brussels sprouts; 5 sprouts

Class 3 Green Cabbage; 1 head, ¼" core to hold leaves firmly, leave 3 wrapper leaves

Class 4 Red Cabbage; 1 head, ¼" core to hold leaves firmly, leave 3 wrapper leaves

Class 5 Oriental Cabbage, 1 head, ¼" core to hold leaves firmly, leave 3 wrapper leaves

Class 6 Savoy Cabbage; 1 head, ¼" core to hold leaves firmly, leave 3 wrapper leaves

Class 7 White Cauliflower; 1 head, ¼" core to hold leaves firmly, trim leaves level with head.

Class 8 Purple, Orange, or other color Cauliflower; 1 head, leave ¼" core to hold leaves firmly

Class 9 Romanesco Cauliflower; 1 head, leaves must be trimmed level to head

Class 10 Kale, 5 leaves, place in jar of water

Class 11 White Kohlrabi; 1, trim leaves flush to sides, leave a few small leaves on top center, trim root flush to bottom

Class 12 Purple Kohlrabi; 1, trim leaves flush to sides, leave a few small leaves on top center, trim root flush to bottom

Class 13 Other

#### **Division C ————— Greens**

All greens should be displayed in a container of water. Trim all lettuce leaves & roots to make neat.

Class 1 Celery, 1 plant, trim root to a pyramid

Class 2 Swiss chard, 5 leaves

Class 3 Endive, 1 plant

Class 4 Spinach, 1 plant

Class 5 Beet Greens, 5 leaves

Class 6 Collard Greens, 3 leaves

Class 7 Turnip Greens, 3 leaves

Class 8 Mustard Greens, 5 leaves

Class 9 Head Lettuce, 1 plant

Class 10 Leaf Lettuce, 1 plant

Class 11 Romaine Lettuce, 1 plant

Class 12 Butter Head Lettuce, 1 plant

Class 13 Hydroponically Grown Greens

Class 14 Other

#### **Division D ————— Legumes**

Harvest with scissors, leave ¼" stem

Class 1 Green Beans; 10

Class 2 Yellow Wax Beans; 10

Class 3 Purple Beans; 10

Class 4 English Peas (Shelling); in pod, 10 pods

Class 5 Chinese Flat Peas; edible pods, 10 pods

Class 6 Sugar Snap Peas; edible pods, 10 pods

Class 7 Other, 10 pods

#### **Division E ————— Root Crops, Bulbs**

Class 1 Beets; 3, trim both stem & taproot to 1"

Class 2 Carrots; 5, trim stem to 1," do not trim taproot

Class 3 Parsnips; 3, trim both stem & taproot to 1"

### SUPERINTENDENT

Jeff Werner  
907-978-6455

### ENTRY DAYS

Kiwanis Building

**Junior**

Online Entry closes

July 27 at 7PM

Entry Drop Off Thursday,  
July 28, 1-6PM

**Adult**

Online Entry closes

Aug. 1 at 7PM

Entry Drop Off  
Tuesday, August 2, 1-6PM

### PICK UP DAYS

Kiwanis Building

**Junior**

Tuesday, August 2, 1-6PM

**Adult**

Monday, August 8, 2-6PM

- Class 4 Rutabagas; 1, trim both stem & taproot to 1"
- Class 5 Turnips; 3, trim both stem & taproot to 1"
- Class 6 Radishes; w/ tops, 5
- Class 7 Winter Daikon Radishes; 1, trim stem to 3"
- Class 8 Scallion Onions; 5 each, ½"-¾" diameter, straight, trim roots to ½", trim tips of greens
- Class 9 Green Bulbing Onions; 5, trim roots to ½", trim tips of greens
- Class 10 Dried Onions; 3, trim roots to ½" & stem
- Class 11 Shallots; 3, trim root & stem to ½"
- Class 12 Leeks; 3, leaves may be trimmed, trim roots to 1"
- Class 13 Garlic; 5, trim roots to ½" and trim yellow off leaves and if soft neck braid
- Class 14 Other, 3

#### **Division F ————— Vine Crops**

- Class 1 Slicing Cucumber; 3, stems cut flush to end
- Class 2 Pickling Cucumber; 3, 3" max, Stems cut to ½"
- Class 3 English Cucumber; 2, 10" max, stem cut to ½"
- Class 4 Melon; 1, Stem 1" long
- Class 5 Pumpkin; 1, Stem at least 1" long
- Class 6 Spaghetti Squash; 1, Stem ½" long
- Class 7 Winter Squash; (acorn, Hubbard, hard skin), 1, stem 1" long
- Class 8 Summer Squash; 2, Stem ½" long
- Class 9 Zucchini; 3, approx. 8-10" long stem, ½" long
- Class 10 Golden Zucchini; 3, stem ½" long
- Class 11 Gourds; 2, Stems ½" long
- Class 12 Other

#### **Division G -Miscellaneous Vegetables**

- Class 1 Sweet Corn, 3 ears
- Class 2 Rhubarb, 5 stalks tied together; leave 1" of leaf attached
- Class 3 Sweet Peppers; 3, trim stem to ¼"

- Class 4 Hot Peppers; 3, trim stem to ¼"
- Class 5 Other Peppers, 3, trim stem to ¼"
- Class 6 Eggplant, 1, trim stem to ¼"
- Class 7 Other, 3

#### **Division H ————— Tomatoes**

- Class 1 Green 3, with stems
- Class 2 Beefsteak, 3, without stems
- Class 3 Intermediate, 3, w/o stems
- Class 4 Cherry or Pear, ripe, 5, without stems
- Class 5 Tomatillo, 5, ½" stem
- Class 6 Other, 3

#### **Division I ————— Culinary Herbs**

1 bunch each-Tied bunches of herbs should have a ½" tail and be and displayed in water.

- Class 1 Basil
- Class 2 Chives
- Class 3 Dill
- Class 4 Marjoram
- Class 5 Parsley
- Class 6 Sage
- Class 7 Savory
- Class 8 Thyme
- Class 9 Mint
- Class 10 Oregano
- Class 11 Rosemary
- Class 12 Cilantro
- Class 13 Tarragon
- Class 14 Lemon Balm
- Class 15 Fennel
- Class 16 Other

#### **Division J1 ————— Collections**

All produce must be grown by the exhibitor. Wild berries and plants must be collected by the exhibitor.

- Class 1 Garden Vegetables
- Class 2 Wild (Alaskan) Edible Plants and Berries
- Class 3 Garden Herbs

#### **Division J2 Farm and Garden Display**

This display can include props such as farm implements and a variety of produce and other decorations. Creativity of display and quality of produce are the judging criteria. This Class is not judged for Division Champion. If you have any questions about this Division, please contact the **Fairbanks Soil and Water Conservation District** at **479-1213**.

Class 1 Farm and Garden display.



**FAIRBANKS SOIL & WATER**  
CONSERVATION DISTRICT

#### **FARM AND GARDEN** **DISPLAY AWARDS**

Blue	-----	\$30
Red	-----	\$20
White	-----	\$10

### **CROPS**

All variety of cereals, grasses, and legumes grown in Alaska are eligible for exhibit. Growers of cereals, grasses, and legumes are urged to make entries even if crops are not fully mature. **Cereals and grains should be exhibited in 1-pint jars.**

#### **Division K ————— Grain**

Grain must be grown in 2021.

Exhibits should be free from foreign matter, cracked and unsound berries.

- Class 1 Wheat
- Class 2 Barley
- Class 3 Oats
- Class 4 Other

#### **Division L ————— Sheaves**

Sheaves of grain must be 3" or more in diameter and securely tied in at least two places. Sheaves should be cut at least 1 week prior to the date of the Fair and dried in a cool, dark place.

- Class 1 Wheat
- Class 2 Barley
- Class 3 Rye
- Class 4 Triticale

#### **Division M ————— Legumes**

Legumes are judged for forage value. Coarse, woody stems are undesirable. Legumes should be selected at early blossoming. Bundles must be 2-3" in diameter, securely tied. Legumes should be cut at least 1 week prior to the date of the Fair and cured in a cool, dark place. Pea and vetch pods should be full.

- Class 1 Clover
- Class 2 Alfalfa
- Class 3 Other

**Division N ————— Grasses**

Bundles of grasses must be 2" in diameter and securely tied.

Class 1 Timothy

Class 2 Brome

Class 3 Native Grasses

Class 4 Ornamental

Class 5 Other

**Division O ————— Miscellaneous Crops**

Class 1 Buckwheat

Class 2 Rapeseed

Class 3 Spelt Wheat

Class 4 Sunflower Seed

Class 5 Other

## **BERRIES**

Berries and small fruits must be fresh, firm and uniform in size, shape and color, and have all stems removed except chokecherries.

**Division P ————— Wild Berries**

**1 cup each. Remove all stems.**

Class 1 Blueberries

Class 2 Black Currants

Class 3 Red Currants

Class 4 High-Bush Cranberries

Class 5 Low-Bush Cranberries

Class 6 Rosehips

Class 7 Crowberries

Class 8 Raspberries; do not wash

Class 9 Strawberries; remove stem, leave green sepal

Class 10 Other

Class 11 Collections, any quantity

**Division Q ————— Domestic Berries**

**1 cup each. Remove all stems.**

Class 1 Black Currant

Class 2 Red Currants

Class 3 June Berries

Class 4 Strawberries; leave green sepal

Class 5 Raspberries; do not wash

Class 6 Other

Class 7 Collections; any quantity

**Division R ————— Small Fruits**

Class 1 Apples; 3

Class 2 Pears; 3

Class 3 Crabapples; 3

Class 4 Chokecherries; 1 cup, off cluster, leave stems on

Class 5 Other

**Division R2 ————— Professional**

This Division is for adult exhibitors who have been paid for vegetables, crops, or berries. **Not eligible for monetary awards.**

Use Division A–R for Class number descriptions.

**Division Z                      NON-COMPETITIVE**



# THANK YOU!

to the Tanana Valley State Fair Board of Directors  
and our sponsors:



**USIBELLI**  
COAL MINE



Thanks to the support from our sponsors and the Tanana Valley fairgoers, we were able to stock over 20,500 lbs of canned foods on our shelves.

That's a great help towards no one going to bed hungry in the Tanana Valley.

~Fairbanks Community Food Bank



*"If you can't feed 100 people, feed just one"*  
~ Mother Teresa



# Department 3B

## Novelty Vegetables

### SUPERINTENDENTS

Jeff Werner  
907-978-6455

### ENTRY DAYS

See Department 3A

### PICK UP DAYS

See Department 3A

### PREMIUM PAYOUTS

See Department 3A

**Sponsored by the Alaska Farm Bureau—Fairbanks Chapter**

### Sponsored Prizes

*Overall Winners maybe in the Adult or Junior Division.*

*Prizes are not awarded in each division.*

**Longest Carrot: \$100   Longest Zucchini: \$100**

**Widest Cauliflower: \$50   Widest Broccoli: \$50**

All judging is based on the American System. Exhibits are placed before a judge or group of judges who rank the exhibits. Exhibits are judged against the standard as well as each other. The exhibits are then awarded prizes based on the quality of the exhibits. Any vegetables entered this Department that are not listed in the Divisions below may have a new Class created for them at the discretion of the Superintendent.

**This Department is not eligible for Grand Champion. Exhibits not collected on Pick-Up Day will be donated or disposed of.**

### JUNIOR NOVELTY VEGETABLES

#### **AGE 16 AND UNDER**

All Junior Division are identical to Adult Division but are labeled with double letters. Please add the appropriate sub-Class letter to the Class number.

a. Age 7 and under

b. Age 8 to 11

c. Age 12 to 16

#### **Division S ———Vegetables & Crop Art**

Class 1 Pictures

Class 2 Centerpieces

Class 3 Bouquets

Class 4 Diorama

Class 5 Other

Class 13 Cauliflower

Class 14 Broccoli

Class 15 Sunflower, 1 stalk

Class 16 Corn Stalk

Class 17 Rhubarb

Class 18 Peppers

Class 19 Tall Fireweed

Class 20 Giant Lettuce Leaf

Class 21 Giant Fennel

Class 22 Giant Carrot

Class 23 Other

#### **Division T ———Novelty Vegetables**

This Division is not judged for Division Champion. Leaves should be removed. Stem and roots trimmed to two inches. Classes 1-11: largest by weight; class's 13-14: largest by diameter; classes 15-22: largest by length.

Class 1 Zucchini

Class 2 Pumpkin

Class 3 Squash, Round, not Zucchini

Class 4 Squash, Long, not Zucchini

Class 5 Cucumber

Class 6 Turnip

Class 7 Rutabaga

#### **Division Z ———NON-COMPETITIVE**



Class 12 Potato

## Department 3C

### Giant Cabbage & Bucks for Bales

#### **Giant Cabbage Weigh-In**

Sponsored by the Alaska Farm Bureau—Fairbanks Chapter  
The 2022 Grand Champion Giant Cabbage will win \$200!

The Giant Cabbage Weigh-In is open to all **Adult and Junior** class exhibitors. The heaviest cabbage in each Class will be awarded a Giant Cabbage Rosette. **Only the Heaviest Cabbage OVERALL will receive the Grand Champion Award.** All cabbages not picked up on Pickup Day will be donated or disposed of.

**Division U —Giant Cabbage Weigh-In**  
 Cabbage, heaviest head of any variety, root and stem trimmed to 1 inch. All plant leaves may stay on head.  
 Class 1 Junior, ages 16 and under  
 Class 2 Adult, ages 17 and older.



#### **BUCKS FOR BALES**

Sponsored by Fairbanks Soil & Water Conservation District  
 Contact FSWCD at (907) 479-1213; 590 University Ave,  
 Fairbanks, AK 99709, [www.fairbankssoilwater.org](http://www.fairbankssoilwater.org)

The Fairbanks Soil & Water Conservation District is holding a “Bucks for Bales” contest this year for farmers who wish to enter their hay bales. A panel of agricultural specialists will judge the bales and take hay samples from the top 3 bales for laboratory analysis. Cash and bragging rights will be awarded to the farmers with the best hay. Bales will be on display in the Lergen Barn for the duration of the Fair.

**How to Enter:** Drop off your best bale (45-65 lbs.) at FSWCD by July 15. Each producer may only enter one bale in each category. Hay must have been grown in the Tanana Valley during summer 2022.

#### **Judging Criteria:**

1. Moisture Content
2. Visual Appearance- (color, leaf retention, texture, maturity)
3. Impurities- (dust, mold, weeds)
4. Nutrient Analysis

#### **SUPERINTENDENTS**

Althea St. Martin  
 Althea@gci.net

#### **ENTRY DAY**

Online Entry closes  
 July 29 at 7PM  
 Entry Drop Off

Saturday, July 30, 1-6PM  
 Kiwanis Building

#### **PICK UP DAY**

Monday, August 8, 2-6PM  
 Kiwanis Building

#### **Giant Cabbage Awards**

Overall Grand  
 Champion-----\$200  
 Blue ----- \$5/pound  
 Red ----- \$3/exhibit  
 White ----- \$1/exhibit

#### **Bucks for Bales Awards**

First Place: - \$100  
 Second Place: \$75  
 Third Place:-- \$50  
 Call FSWCD for more information. 907-479-1213



#### **Hay Bale Competition**

First Place: - \$100  
 Second Place: \$75  
 Third Place: - \$50

## Department 4

### Livestock

General: Priscilla Rice	907-347-3570
General: Heidi Bostic	907-322-2093
General: Nancy Graff	907-388-6237
4-H Educator: Marla Lowder	907-474-2427
Largen Barn Manager: April Johnson	907-328-9881
Delta Barn Manager: Jeff Rentzel	907-750-7812
Show Ring Manager: Heidi Bostic	907-322-2093
Beef/Dairy: Priscilla Rice	907-347-3570
Swine: Erik Wilkins	907-347-0539
Reindeer: Priscilla Rice	907-347-3571
Sheep: Jeff Rentzel	907-750-7812
Goats: Kristina Eberhardt	907-888-3778
Assistant: Megan Weisenfel	907-371-4813
Poultry, Open & 4-H/FFA: Becky Hammond	907-699-7121
Assistant: Krystal Curry	940-642-4818
Market Poultry: Shana Eager	907-388-6561
Rabbits: Beth Norman	907-590-2491
Cavies: Beth Norman	907-590-2491

### **GENERAL INFORMATION**

**ENTERING:** animal or pen of animals must have a stall card (available in the Fair Office and online). Information must match your online entry form.

**PURE BREED JUDGING:** Purebred registration papers must be available if required and must include animal identification. Add the name of the breed to the Class number on the stall card. At least three animals of the same breed for large animals and five animals of the same breed for small animals must be entered to be eligible for a Best of Breed ribbon.

**JUDGING SYSTEM (LIVESTOCK):** Open Division judging in this Department is done using the American System. 4-H and FFA Divisions are judged on the Danish System.

### **GENERAL LIVESTOCK RULES**

**ANIMAL ENTRY:** Exhibit forms and stall cards must be submitted on ENTRY DAY, Saturday, July 23, 1-6 PM. Entries will be accepted at the Borealis Pavilion on the Fairgrounds.

**DELIVERY TO THE FAIR:** All **large animals** must be delivered Thursday July 28, between 4 and 8 PM. The exhibitor is responsible for having each large animal inspected by the veterinarian-on-call before taking the animal into the barn. **Rabbits, cavies, and poultry** must be delivered between 2 and 8 PM on Thursday July 28. Small Animals must be vetted in before animals can be placed in their pen.

**STALL AND CAGE RESERVATIONS:** Completed entry forms and stall cards must be turned in to reserve stalls and cages on Entry Day, July 23 by 6 PM.

**SAFETY:** Because of the public nature of the fair, all large animals must be manageable. If the Superintendent(s) determine an animal is unsafe to either the public or the exhibitor, it may be barred from the show ring or the Fair. All exhibitors with horned livestock need approval for entry from species Superintendent. Request for approval may be done before entry day.

**ANIMAL CONDITION:** All livestock must be free from disease, in good health and good condition. Diseased or unsightly animals will be barred from entry or removed from exhibit on ruling by a qualified veterinarian or Department Superintendent. Test Certificates must accompany the animal.

**SWINE/BEEF/REINDEER:** All entries must show documentation of complete course of vaccination for vaccination consistent with manufacturer's recommendations. An annual booster may be required. Documentation includes: Date the vaccine was given, Name of the vaccine, Manufacturer, Class, Number, Expiration date (vaccine shall not be expired when administered), dose and who administered the vaccine.

### **ENTRY DAY**

Online Entry Closes  
July 22 at 7PM  
Entry Registration Drop Off\*  
Saturday, July 23, 1-6PM  
Sunday, July 24, 1AM-2PM  
Borealis Pavilion  
\*Drop Off entry is for in person registration. Do not bring your animals, demonstrations or displays

### **BARN SETUP\* & POT LUCK**

Monday, July 25 5  
Small Animals: 2-8PM

### **ANIMAL DELIVERY & VET CHECK**

Thursday July 28  
Small Animals: 2-8PM  
Large Animals: 4-8PM  
All Barns

### **MANDATORY BARN MEETINGS**

Friday, July 29 11AM  
Rotary Show Arena  
Friday, August 5, 11AM  
Rotary Show Arena

### **ANIMAL LOAD OUT**

Sunday, Aug 7, 7-11AM

**HEALTH REGULATIONS:** All livestock will be carefully examined upon arrival for evidence of infectious disease and if such is found, they will be removed from the grounds or held in quarantine and treated at the owner's expense until they can be removed.

**All OPEN ENTRY ANIMALS must have the same ANIMAL HEALTH RECORD AND PROOF OF VACCINATION required for 4-H/FFA entries.** These Guidelines are provided by state veterinarian, Dr. Robert Gerlach. **Proof that Vaccinations were administered must be submitted on Entry Day.**

**Cattle, Feeder Beef and Bison - REQUIRED**

IBR-Bovine rhinotracheitis  
BVD-Bovine virus diarrhea  
P1-3-Parainfluenza 3  
**SUGGESTED:** Wart vaccine

**Swine - REQUIRED**

Erysipelas-consistent with manufacturer's recommendations

Proof consists of the following:

Name of the vaccine  
Manufacturer  
Class Number  
Expiration date: Vaccine shall not be expired when administered  
Date the vaccine was given  
Who administered the vaccination?

**Sheep and Goats - SUGGESTED**

CDT-clostridium perfringens type D & tetanus

**Reindeer - REQUIRED**

Clostridial-7-way  
Respiratory-3-way  
IBR, BVD, P13

**PROOF OF LIVESTOCK VACCINATION-ALL OPEN LIVESTOCK/4-H/FFA**

Animal Name \_\_\_\_\_ id/tag# \_\_\_\_\_ Product Used \_\_\_\_\_

Date Given	Vaccine	Manufacturer	Class Number	Expiration Date	Dose	Disease(s) Prevented	Who Administered

\*\*\*\*Keep original in Record Book. Make a copy to turn into Vet with animal on Fair delivery date\*\*\*\*

**OTHER ANIMAL REQUIREMENTS:** The following animal conditions must also be met:

- **CATTLE:** To prevent escape or loose cattle, no rope halters or neck collar ties are permitted. Horse halters used on cattle are not allowed. Cattle halters must have a buckle closure. All cattle may be required to be tied based on space/pen availability at Cattle Superintendent's and General Livestock Superintendent's discretion.
- **RABBIT TATOO:** All rabbits must have a legible, permanent tattoo in the left ear. Tattooing is available on Entry Day for a fee.
- **CAVY TAG:** Cavies must have a tag in left ear. Tags are available on Entry Day for a small fee.
- **DEHORNING/DOCKING:** All market sheep, and finished market beef over seven months of age must be dehorned. Sheep must be docked.
- **POULTRY BANDING:** All poultry must have a leg or wing band. Bands are available on Entry Day and Delivery Day for a fee, per animal, depending on size. Include band number and color (if applicable) on entry forms and stall cards.

**NUMBER OF ENTRIES:** Large livestock exhibitors may make more than one entry per Class, except in 4-H/FFA Market Livestock Project. See Department 4C, Poultry & Rabbits, for specific limits per Class for each variety.

**EARLY REMOVAL OF EXHIBITS:** All animals must remain on exhibit and cannot be removed from the Fairgrounds before the end of the proper exhibit limit, except with written permission of the Department Superintendent. Any animals removed in violation of this rule will forfeit all premiums and any deposit.

**LIVESTOCK RELEASE:** All livestock exhibits must be picked up on Sunday, August 7, 7 AM. All exhibitors must arrive by 7 AM to participate in the cleaning of the Barns. Stalls must be clean and inspected by Superintendents before animals are released from the Fair. **Prizes and premiums will be forfeited by exhibitors who do not participate in the 7 AM final Barn cleaning and/or who leave unclean stalls, pens, and cages.** Animals not picked up by 11 AM will be considered abandoned and will be impounded and subject to a daily charge for animal care.

**ADMISSION:** Exhibitors must purchase either daily or season passes for entrance onto the Fairgrounds to show and tend their animals.

**SELLING TO THE PUBLIC:** No "For Sale" or "Free" signs may be displayed on animals, stalls, or cages during the fair. Giving rides for hire on any animal is strictly prohibited.

**CARE OF ANIMALS:** Exhibitors are responsible for ensuring their animals always receive proper care including daily food and water available. All animals, pens, equipment, and aisle spaces are always to be kept clean. All exhibitors are required to provide their own feed. The Fair will furnish wood shavings for bedding of all animals. If other bedding is desired, the exhibitor must furnish it. Manure must be deposited in designated areas only. Exhibitors are required to abide by the individual rules set out by each Department for which they have animals entered. If a Department Superintendent needs to call the veterinarian for emergency animal care during the Fair, the owner will be responsible for the charges. If a Department Superintendent determines that the health and welfare of an animal is at risk due to insufficient or inadequate care, the exhibitor may be disqualified and asked to remove their animals from the Fairgrounds. In extreme circumstances, the animal may be delivered to the Fairbanks North Star Borough Animal Shelter at the exhibitor's expense. The Tanana Valley State Fair Association has no liability for sick or injured animals. **Exhibitors who fail to take proper care of their livestock will forfeit all premiums.**

**POSTMORTEM EXAMINATION:** The Fair requires a postmortem examination of any animal which dies during the Fair. The animal's death must be reported to Fair management within four (4) hours, and Fair management will contact the attending veterinarian. All charges incurred for veterinary service or necropsy will be the responsibility of the exhibitor.

**BARN DUTY:** Open, 4-H, and FFA exhibitors **must** sign up for two 2-hour Barn duty shifts in each area they are exhibiting in during the week to help keep the barns, aisles, and surrounding areas clean, and to answer questions from the public. If there are not enough exhibitors to fill Barn duty shifts, the Superintendents may make the Barn duty shifts a longer duration. The Superintendents will determine duties.

**LIVESTOCK AREAS:** Specific areas are designed for activities such as showing, judging, exercise, transport, feeding, watering, and grooming. No animal will be allowed outside the designated areas. The owner or exhibitor must attend to all animals being exercised. Failure to comply with this rule will result in forfeiture of premiums and/or expulsion from the Fairgrounds.

**OVERNIGHTERS:** A parent or guardian must accompany all youth exhibitors under 18 spending the night in the livestock parking area. Livestock exhibitors willing to volunteer as night guards in the Livestock barn should call the Fair Office or the Department Superintendent. A midnight curfew will apply to the livestock buildings, barns, and parking areas. **Quiet hours of 11 PM to 7 AM must be observed.**

**EXHIBIT SECURITY:** The TVSFA management uses every possible precaution to protect the exhibits and property while on exhibition. However, the TVSFA shall not be held responsible for loss, damage, or injury of any kind from any source. Due to conditions beyond our control, the Fair management and/or Association members will not be held responsible for personal injuries, accidents, or losses sustained by visitors, exhibitors, or other people on the Fairgrounds. Any concerns regarding security of your exhibit must be dealt with prior to the Fair. Entering an exhibit into the Fair indicates that the exhibitor accepts the inherent risks in displaying their exhibits in a public forum.

**PARKING:** Vehicle entry for the purpose of caring for or exhibiting animals will be made only through Green Gate (see Fairground map). This area is for Livestock and Equine exhibitors only. Livestock/Equine parking will be as follows: \$3 per day for day parking only (no overnight), \$5 per day for a 20' x 40' space, and \$7 per day for a 20' x 60' space. Passes are available through the General Livestock Superintendent. **No parking passes will be sold through the Fair Office or at the gates.** Superintendents and Show Managers have reserved spaces. Failure to honor these will result in a towed vehicle. **One must have a parking pass PLUS paid gate admission to be allowed into this area. NO EXCEPTIONS WILL BE MADE.** The wristband issued for Livestock and Equine areas is for identification only and does not replace a parking pass or paid gate admission. Parking passes for Livestock Exhibitors may be purchased from the General Livestock Superintendent on Entry Day when turning in entry forms. Failure to abide by the directions of the Fair staff or Security team will result in a verbal or written warning and potential expulsion from the Fairgrounds. Purchase of a Livestock parking pass implies agreement to these conditions and rules.

## **ETHICS POLICY FOR ANIMALS**

Every person with a live animal has a moral obligation to conduct themselves with the highest standards of honor and dignity toward said animal and all people involved. Those ethics are to be used as guidelines for fair treatment of animals while on the property of the Tanana Valley State Fair Association.

Exhibitors, owners, or responsible persons in possession of animals on the Tanana Valley State Fair Association property shall at all times conduct themselves honestly and display good sportsmanship. TVSFA requires all exhibitors, owners, trainers, or responsible persons to be responsible for the care and management of their animals and to keep them healthy, clean, and safe.

**ANIMAL PREGNANCY:** No animals will be allowed in the last half of their pregnancy. Any exhibitor who has an animal that gives birth at the Tanana Valley State Fair will be banned from the Fair for one year for first violation. The exhibitor of the animal(s) will forfeit premiums for the year. Second violation of this rule will result in a five-year ban of the exhibitor and animal(s).

## **CODE OF SHOW RING ETHICS**

Adapted from the IAFE Code of Show Ring Ethics

Exhibitors of animals at livestock shows shall always deport themselves with honesty and good sportsmanship. Their conduct in this competitive environment shall always reflect the highest standards of honor and dignity to promote the advancement of agricultural education. This code applies to both Junior and Open Division exhibitors who compete in structured Division of competition. This code applies to all livestock offered in any event at the Tanana Valley State Fair.

All youth leaders working with junior exhibitors are under an affirmative responsibility to do more than avoid improper conduct or questionable acts. Their moral values must be so certain and positive that those younger and more pliable will be influenced by their fine example. Owners, exhibitors, fitters, trainers, and responsible persons who violate the code of ethics will forfeit premiums, awards and auction proceeds and shall be prohibited from future exhibition

The following is a list of guidelines for all exhibitors and all livestock in competitive events:

- 1) All exhibitors must present, upon request of Fair and livestock show officials, proof of ownership, length of ownership, and age of all animals entered. Misrepresentation of ownership, age, or any facts relating thereto is prohibited.
- 2) Owners, exhibitors, fitters, trainers, or responsible persons shall provide animal health certificates from licensed veterinarians upon request by fair officials.
- 3) Junior exhibitors are expected to care for and groom their animals while at the fair.
- 4) Animals shall be presented to show events where they will enter the food chain free of vaccine drug residues. The act of entering an animal in the Tanana Valley State Fair is the giving of consent by the owner, exhibitor, fitter, trainer, and/or responsible person for Fair management to obtain any specimens of urine, saliva, blood, or other substances from the animal to be used in testing. Animals not entered in an event which culminates with the animal entering the food chain shall not be administered drugs other than in accordance with applicable federal, state, and local statutes, regulations, and rules. Livestock shall not be exhibited if the drugs administered in accordance with federal, state, and local statutes, regulations, and rules affect the animal's performance or appearance at the event. If the laboratory report on the analysis of saliva, urine, blood, or other sample taken from livestock indicates the presence of forbidden drugs or medication, this shall be prima facie evidence such substance has been administered to the animal either internally or externally, and the cost of the tests will be the responsibility of the owner of the animal. If the laboratory report on the analysis of saliva, urine, blood, or other sample taken from livestock does not indicate the presence of forbidden drugs or medication, the cost of the tests will be the responsibility of the Tanana Valley State Fair Association. It is presumed that the sample of urine, saliva, blood, or other substance tested by the laboratory, to which it is sent, is the one taken from the animal in question, its integrity is preserved and all procedures of said collection and preservation, transfer to the laboratory and analysis of the sample are correct and accurate and the report received from the laboratory pertains to the sample taken from the animal in question and correctly reflects the condition of the animal at the time the sample was taken, with the burden on the owner, exhibitor, fitter, trainer, or absolutely responsible person to prove otherwise.
- 5) Any surgical procedure or injection of any foreign substance or drug or the external application of any substance (irritant, counterirritant, or similar substance) which could affect the animal's performance or alter its natural contour, confirmation, or appearance, except external applications of substances to the hoofs or horns of animals which affect appearance only and except for surgical procedures performed by a duly licensed veterinarian for the sole purpose of protecting the health of the animal, is prohibited.
- 6) The use of showing and/or handling practices or devices such as striking animals to cause swelling, using electrical contrivance, or other similar practices are not acceptable and are prohibited.

- 7) Direct criticism or interference with the judge, fair or livestock show management, other exhibitors, breed representatives, or show officials before, during, or after the competitive event is prohibited. In the furtherance of their official duty, all judges, fair management, or other fair officials shall be treated with courtesy, cooperation and respect and no person shall direct abusive or threatening conduct toward them.
- 8) No owner, exhibitor, fitter, trainer, or responsible person shall conspire with another person or persons to intentionally violate this code of ethics or knowingly contribute or cooperate with another person or persons either by affirmative action or inaction to violate this code of ethics. Violation of this rule shall subject such individual to disciplinary action.
- 9) The application of this code of ethics provides for absolute responsibility for an animal's condition by an owner, exhibitor, fitter, trainer, or participant whether they were instrumental in or had actual knowledge of the treatment of the animal in contravention of this code of ethics.
- 10) The act of entering an animal is the giving of consent by the owner, exhibitor, fitter, trainer, or responsible person to have disciplinary action taken by the Tanana Valley State Fair Association for violation of this Code of Show Ring Ethics and any other rules of competition of the Tanana Valley State Fair without recourse against the Tanana Valley State Fair Association.
- 11) The act of entering of an animal in the Tanana Valley State Fair is the giving of verification by the owner, exhibitor, fitter, trainer, or responsible person that he or she has read the Code of Show Ring Ethics and understands the consequences of, and penalties provided for actions prohibited by the code. It is further a consent that any action which contravenes these rules and is also in violation of federal, state, or local statutes, regulations, or rules may be released to appropriate law enforcement authorities with jurisdiction over such infractions.

#### LIVESTOCK EXHIBITOR ENTRY STATEMENT

I have read and understand, consent to, and agree to abide by the IAFE (International Association of Fairs and Expositions) National Code of Show Ring Ethics as stated in the premium list of this event.

Date: \_\_\_\_\_

Exhibitor (owner, fitter, trainer, or absolutely responsible person)

Date: \_\_\_\_\_

Signature of Guardian or Parent of the above  
Signatory

[www.drakesonthekenai.com](http://www.drakesonthekenai.com)

907-227-5052

[info@drakesonthekenai.com](mailto:info@drakesonthekenai.com)

**Open Year Round  
24/7  
Amazing Amenities**

**Customized Fishing  
& Alaska Adventure  
Packages**

**The Kenai River IS Our Backyard!**

**Drakes' Lodge on the Kenai**

[facebook.com/drakeslodgeonthekenai](https://facebook.com/drakeslodgeonthekenai) **37920 Sara Street · Soldotna · Alaska**

## 2022 Livestock Show Schedule

Friday 7/29/2022		Mandatory Barn Meeting 11:00 AM	4-H/FFA Market Livestock Weigh In (12-4)				Open Large Animal (beef, sheep, meat goat & Swine) Showmanship (6-9)		
Saturday 7/30/2022			4-H/FFA Open Dairy Goat Showmanship (12-2)		4-H/FFA Large Animal (beef, sheep, meat goat & swine) Showmanship (4-7)	Open Large Animal Showmanship (7-9) Round Robin			
Sunday 7/31/2022		Open & 4-H/FFA Dairy & Specialty Goat Show (1-5)					4-H/FFA Market Livestock Show (6-8)		
Monday 8/1/2022		4-H/FFA Open Poultry & Pigeon Show (12-6)					4-H/FFA Large Animal Round Robin (7-9)		
			4-H/FFA & Open Large Animal Livestock Show (4-6:30) NO GOATS						
Tuesday 8/2/2022	Rabbit & Cavy Clinic 10:30 AM	4-H/FFA & Open Rabbit and Cavy Showmanship (12-3) (Dress in your Black & Whites)			Open Poultry Showmanship (3-7)				4-H/FFA Market Poultry & Rabbit Show (7:30-9)
Wednesday 8/3/2022	4-H/FFA Poultry Showmanship (9-3)		Open & 4-H/FFA Rabbit & Cavy Show (1-5)			Open Small Animal Round Robin (5:30-6:30)	4-H/FFA Small Animal Round Robin (7-9)		
Thursday 8/4/2022		4-H/FFA & Open Rabbit & Cavy Judging Contest (10-12)		Livestock Fun Day (2-4)			Celebrity Showmanship (6-8)		
Friday 8/5/2022		Mandatory Barn Meeting 11:00 AM	4-H/FFA Auction/Show Ring Set Up (12-2)		Auction Reception	4-H/FFA Market Livestock Auction (6-10)			
Saturday 8/6/2022	ARBA Sanctioned Rabbit and Cavy Show (9-5)								
Sunday 8/7/2022	ANIMAL LOAD OUT-AUGUST 7, 2022 7:00 AM								

# Department 4A

## Open Livestock

See Department 4 Introductory Information for Superintendent Information and General Livestock Rules. Please do not bring your animals until vet check-in!

### **EDUCATIONAL PROJECT DEMONSTRATIONS & DISPLAYS**

This Division gives exhibitors the opportunity to present information to the public and to promote interest in Alaska's livestock industry. Educational exhibits may consist of live demonstrations, or informational or pictorial displays. Demonstrations are to be 10-20 minutes and will be scheduled by the Superintendent.

**Register for Demonstrations and Displays online on or before July 22, or during Entry Drop Off on July 23, but do not bring Demonstrations or Displays on the 23rd.**

Exhibitors will compete separately in four age groups:  
Age 7 and under, Age 8-11, Age 12-16 and Age 17 and over.

#### **Division A-1 — Educational Project Demonstrations**

Class 1 Age 7 and under  
Class 2 Age 8-11  
Class 3 Age 12-16  
Class 4 Age 17 and over

#### **Division A-2 — Displays**

**Displays-Delivery Day will be July 29, 12-10 PM.**  
**Deliver display to the Department Superintendent.**

Class 1 Age 7 and under  
Class 2 Age 8-11  
Class 3 Age 12-16  
Class 4 Age 17 and over

### **ENTRY DAY**

*Online Entry closes  
July 22 at 7PM*

Entry Registration Drop Off\*

Saturday, July 23, 1-6PM

Sunday, July 24, 11AM -2PM

Borealis Pavilion

\*Drop Off entry is for in person registration. Do not bring your animals, demonstrations or displays.

### **ANIMAL DELIVERY & VET CHECK**

Thursday July 28

Small Animals: 2-8PM

Large Animals: 4-8PM

### **MANDATORY BARN MEETINGS**

Friday, July 29 11AM

Rotary Show Arena

Friday, August 5, 11AM

Rotary Show Arena

### **ANIMAL LOAD OUT**

Sunday, Aug 7, 7-11AM

## **OPEN SHOWMANSHIP**

No non-castrated male livestock over 1 year will be allowed in showmanship. The top showman from Division B1-B9 will go on to compete in Division B10. The second-place showman from Division B1-B9 will also go on to compete in Division B10. The top showman from Division B10 will be awarded overall Grand Champion Showman. Exhibitors of large animals age 7 and under, must be accompanied by a parent or legal guardian in the ring. The Show Ring Manager has the authority to bar from the Show Ring any exhibitor and animal determined to be unsafe.

#### **Large Animal Open Showmanship**

##### **Awards**

Division B1 – B9, Divisions 1 – 4

**Age Group Champion**

Divisions B1 – B9

**Division Champion, Reserve Division**

**Champion**

Division B10

**Grand Champion Showman**

#### **Division B-1 -Open Showmanship-Goats**

Class 1 Age 7 and under

Class 2 Age 8-11

Class 3 Age 12-16

Class 4 Age 17 and over

#### **Division B-2 Open Showmanship-Sheep**

Class numbers listed in Division B-1.

#### **Division B-3 –Open Showmanship-Beef**

Class numbers listed in Division B-1.

#### **Division B-4 -Open Showmanship-Dairy**

Class numbers listed in Division B-1.

#### **Division B-5 Open Showmanship-Swine**

Class numbers listed in Division B-1.

#### **Division B-6 —Open Showmanship-Alpaca**

Class numbers listed in Division B-1.

#### **Division B-7 — Open Showmanship – Llama**

Class numbers listed in Division B-1.

#### **Division B-8 —Open Showmanship-Reindeer**

Class numbers listed in Division B-1.

#### **Division B-9 —Open Showmanship-Yak**

Class numbers listed in Division B-1

#### **Division B-10 — Open Round Robin Showmanship**

The top two showmen from Division B1-B9 are eligible to compete.

## **OPEN BREED DIVISION**

Separate breed Division will be made when there are 3 or more purebred animals of the same breed in a Division. Purebred papers must be available.

#### **Open Swine Awards**

Class 1 & 2

**Champion Female, Reserve**

**Champion Female**

Class 3 & 4

**Champion Male, Reserve Champion**

**Male**

Class 1-4

**Grand Champion Breeding Swine**

Class 5-8

**Grand Champion, Reserve Champion**

**Market Swine**

**Division C —————Swine****Breeds:** Berkshire, Duroc, Hampshire, Hereford, Yorkshire

Animals shown in classes 5-8 cannot also be shown in breed class.

Class 1 Gilt, under 12 months

Class 2 Sow, over 12 months

Class 3 Boar, under 12 months

Class 4 Boar, over 12 months

Class 5 Weaner pig, under 50 lbs.

Class 6 Light feeder pig, 50-125 lbs.

Class 7 Heavy feeder pig, 126-219 lbs.

Class 8 Market pig, 220 lbs. and over

Class 9 Sow &amp; litter 3+ piglets, &lt;9 weeks

**Open Sheep Awards**

Class 1 – 3

**Champion, Reserve Champion****Female—meat**

Class 4 – 6

**Champion, Reserve Champion****Male—meat**

Class 7 – 9

**Champion, Reserve Champion****Female – wool**

Class 10 – 12

**Champion, Reserve Champion****Male – wool**

Class 1 – 12

**Grand Champion Breeding Sheep**

Class 13 &amp; 14

**Grand Champion, Reserve  
Champion Market Lamb****Division D —————Sheep****Breeds:** Suffolk, Hampshire, Columbia, Rambouillet

An animal must be entered as either a meat breed or wool breed, but not both. Sheep must be docked. Animals shown in class 13 &amp; 14 (feeder or market) cannot also be shown in Breed Class.

Class 1 Ewe Lamb, under 12 months, meat breeds

Class 2 Ewe, 12-24 months, meat breeds

Class 3 Mature Ewe, 25 months or older, meat breeds

Class 4 Ram Lamb, under 12 months, meat breeds

Class 5 Ram, 12-24 months, meat breeds

Class 6 Mature Ram, 25 months or older, meat breeds

Class 7 Ewe Lamb, under 12 months, wool breeds

Class 8 Ewe, 12-24 months, wool breeds

Class 9 Mature Ewe, 25 months or older, wool breeds

Class 10 Ram Lamb, under 12 months, wool breeds

Class 11 Ram, 12-24 months, wool breeds

Class 12 Mature Ram, 25 months or older, wool breeds

Class 13 Feeder Lamb, up to 80 pounds, no rams

Class 14 Market Lamb, over 80 pounds, no rams

Class 15 Ewe and Lamb, meat breeds

Class 16 Ewe and Lamb, wool breeds

Class 17 Flock, 3 or more animals owned by the same exhibitor—  
Judged on quality and conformity of animals**Open Beef Awards**

Class 1 – 3

**Junior Champion, Reserve Jr.****Champion Female**

Class 4 – 5

**Senior Champion, Reserve Sr.****Champion Female**

Class 6 – 9

**Champion, Reserve Champion Male**

Class 1 – 9

**Grand Champion Breeding Beef**

Class 10 – 13

**Grand Champion, Reserve  
Champion Market Beef****Division E —————Beef****Breeds:** Angus, Charolais, Galloway, Hereford, Limousine

Animals shown in classes 10-13 cannot also be shown in breed Class.

Class 1 Heifer Calf, less than 6 months

Class 2 Heifer Calf, 6-12 months

Class 3 Heifer, 13-24 months

Class 4 Cow, 25-60 months

Class 5 Aged Cow, 61 months or older

Class 6 Bull Calf, under 6 months

Class 7 Bull Calf, 6-12 months

Class 8 Bull, 13-24 months

Class 9 Bull, 25 months and over

Class 10 Feeder Steer Calf, &lt; 400 lbs.

Class 11 Feeder Steer, 400-799 lbs.

Class 12 Market Beef, 800-999 lbs.

Class 13 Market Beef, 1000 lbs.+

Class 14 Cow and Calf

**Open Dairy Awards**

Class 1 – 3

**Junior Champion, Reserve Jr.****Champion Female**

Class 4 – 5

**Senior Champion, Reserve Sr.****Champion Female**

Class 6 – 9

**Champion, Reserve Champion Male**

Class 1 – 9

**Grand Champion Dairy****Division F —————Dairy****Breeds:** Brown Swiss, Guernsey, Jersey, Holstein

Group Divisions may be added at the discretion of the Superintendents.

Class 1 Heifer Calf, less than 6 months

Class 2 Heifer Calf, 6-12 months

Class 3 Heifer, 13-24 months

Class 4 Cow, 25-60 months

Class 5 Aged Cow, 61 months or older

Class 6 Bull Calf, under 6 months

Class 7 Bull Calf, 6-12 months

Class 8 Bull, 13-24 months

Class 9 Bull, 25 months and over

Class 10 Cow and Calf

**Open Dual-Purpose Cattle Awards**

Class 1 – 3

**Junior Champion, Reserve Junior****Champion Female**

Class 4 – 5

**Senior Champion, Reserve Senior****Champion Female**

Class 6 – 9

**Champion, Reserve Champion Male**

Class 1 – 9

**Grand Champion Dual Purpose****Division G —————Dual Purpose Cattle****Breeds:** Dexter, Milking, Shorthorn, Scottish Highlander

Class 1 Heifer Calf, less than 6 months

Class 2 Heifer Calf, 6-12 months

Class 3 Heifer, 13-24 months

Class 4 Cow, 25-60 months

Class 5 Aged Cow, 61 months or older

Class 6 Bull Calf, under 6 months

Class 7 Bull Calf, 6-12 months

Class 8 Bull, 13-24 months

Class 9 Bull, 25 months and over

Class 10 Cow and Calf

**Open Specialty Livestock Awards**

Class 1 -7

**Grand Champion Specialty Livestock****Division H —————Specialty Livestock**

Animals must be manageable/halter broke. Please contact the Superintendent before entering intact males over 12 months of age. Owner must provide a secure pen where necessary. Please add the appropriate letter to each Class entry as applicable.

- a. Female under 6 months
- b. Male under 6 months
- c. Female 6-12 months
- d. Male 6 -12 months
- e. Female over 12 months
- f. Male over 12 months
- g. Market

Class 1 Alpacas

Class 2 Beefalo

Class 3 Bison

Class 4 Llamas

Class 5 Reindeer-**NO reindeer bulls over 6 months of age are allowed at the fair.**

Class 6 Yak

Class 7 Other

**Open Dairy Goat Awards**

Class 1 – 4

**Champion Jr, Reserve Champion Jr. Doe**

Class 5 -7

**Champion Sr., Reserve Sr. Doe**

Class 12 – 16

**Champion, Reserve Champion Buck**

Class 1 – 7 and 12 – 16

**Grand Champion Dairy Goat**

Division 17 – 19

**Champion, Reserve Champion Working Goat**

Class 20

**Champion, Reserve Champion Mkt Goat**

Class 17 – 20

**Grand Champion Working/Market Goat****Division J —————Dairy Goats**

**Breeds:** Alpine, Lamancha, Nigerian, Nubian, Oberhasli, Saanen,

Toggenburg, recorded grades.

Goats shown in Classes 17-20 may not be shown in breed class and may enter only one class.

Class 1 Junior Doe kids, less than 4 months

Class 2 Senior Doe kids, 4-7 months

Class 3 Junior Doe yearlings, 8-11 months

Class 4 Junior Doe yearlings, 12-23 months

Class 5 Senior Doe, less than 24 months in milk

Class 6 Senior Doe, 25-48 months

Class 7 Senior Doe, 49 months and over

Class 8 Get-of-Sire; 3 does from same sire

Class 9 Produce-of-Dam; 2 does from same dam

Class 10 Dam &amp; Daughter

Class 11 Best Udder

Class 12 Buck, less than 3 months

Class 13 Buck, 3-6 months

Class 14 Buck, 7-12 months

Class 15 Buck, 13-36 months

Class 16 Buck, 37 months and over

Class 17 Working/Companion Goat, under 5 months

Class 18 Working/Companion Goat, 5-12 months

Class 19 Working/Companion Goat, 13 months and older

Class 20 Market Goat, over 55 lbs.

**Open Specialty Goat Awards**

Class 1 – 4

**Champion Jr., Reserve Champion Jr. Doe**

Class 5 -7

**Champion Sr., Reserve Sr. Doe**

Class 11 – 16

**Champion, Reserve Champion Buck**

Class 1 – 7 and 11 – 16

**Grand Champion Specialty Goat**

Division 17 – 19

**Champion, Reserve Champion Working Goat**

Class 20

**Champion, Reserve Champion Market Goat**

Class 17 – 20

**Grand Champion Working/Market Goat**

**Division K —————Specialty Goats**

**Breeds:** Angora, Boer, Percentage Boer, Pygmy, other.

Goats shown in Classes 17-20 may not be shown in breed class and may enter only one class.

The Superintendent may create a separate Division if at least 25 goats of the same species are entered.

Class 1 Junior Doe, kids less than 4 months

Class 2 Senior Doe, kids 4-7 months

Class 3 Junior Doe, yearlings 8-11 months

Class 4 Junior Doe, yearlings 12-24 months

Class 5 Senior Doe, less than 24 months in milk

Class 6 Senior Doe, 25-48 months

Class 7 Senior Doe, 49+ months

Class 8 Get-of-Sire; 3 does from same sire

Class 9 Produce-of-Dam; 2 does from same dam

Class 10 Dam and Daughter

Class 11 Buck, less than 3 months

Class 12 Buck, 3-6 months

Class 13 Buck, 7-9 months

Class 14 Buck, 10-12 months

Class 15 Buck, 13-36 months

Class 16 Buck, 37 months and older

Class 17 Working/Companion Goat, less than 5 months

Class 18 Working/Companion Goat, 5-12 months

Class 19 Working/Companion Goat, 13 months and older

Class 20 Market Goat, over 55 lbs.

**Division L —————Cart Goats**

Open to any goat that is trained, or is in the process of being trained, to pull a cart.

Class 1 On Lead, in harness

Class 2 Ground Driving, without cart

Class 3 On lead, with cart

Class 4 Ground driving, with cart

Class 5 Cart driving, beginning

Class 6 Cart driving, advanced

**Division M —————Pack Animals**

Livestock animals to be shown on lead and carrying a loaded pack.

Class 1 Pack Goat

Class 2 Pack Llama/Alpaca

Class 3 Pack Donkey—Must show EIA for entry

## **SPECIAL EVENTS**

### **LIVESTOCK FUN DAY** — Thursday, August 4, 2-4PM

This day of fun activities is open to any exhibitor with livestock entered in Department 4.

**Entrants may sign up to enter any of the following activities on the day of the event.**

- **Costume Contest** • **Games** • **Small Animal Beauty Contest** •

You and your favorite livestock friend can dress up together or compete in one of numerous fun games.

Class 1 – Age 8 and under

Class 2 – Age 9-13

Class 3 – Age 14-17

### **CELEBRITY SHOWMANSHIP:** Thursday, August 4, 6-8PM, Rotary Show Arena

*Don't miss this hilarious competition!* If you are a local celebrity interested in participating, or would like to nominate one, contact Nancy Graff at 907-388-6237

Enjoy this fun filled entertaining event featuring our community celebrities! See politicians, media personalities, local athletes, and other professionals try to show livestock like our young 4-H/FFA exhibitors. Participants are judged on skill and knowledge, with special points for performance and character. Celebrities arrive at 5-5:45 pm for a light dinner and a crash course in Animal Showmanship!

# 907 LIVESTOCK

**Certified Angus  
Beef**

**Veteran Owned**

**Woman Owned**

**Alaska Wagyu  
Coming Soon**

**Berkshire/  
Yorkshire Pork**



★ 907Livestock@gmail.com

★ 907-490-8117

★ @907Livestock on Facebook



## Department 4B 4-H & FFA Livestock



See Department 4, for Superintendent Information and General Livestock Rules  
Do not bring your animals until vet check-in!

Open only to 4-H and FFA members. Exhibitor must show their own animal in the show ring. If an exhibitor enters more than one animal, the other animals must be shown by another 4-H or FFA member. Please review the General Rules and Regulations carefully, paying special attention to those dealing with livestock exhibits. Entries are subject to those rules, and to all rules applying to Department 4 and 5, as well as any special requirements of Department 1 or Department 6.

Exhibits will be judged on the Danish System and will be awarded blue (excellent), red (good), or white (worthy) ribbons. Ribbons will be awarded according to quality in comparison to an established standard. **Cloverbuds are not permitted to show large livestock.** Cloverbud 4-H members receive a rainbow participation ribbon and a \$1 premium.

### 4-H & FFA

#### Educational Projects

See Department 1 for 4-H Club Work rules on Educational Displays. 4-H livestock members are eligible for Division in 1E Biological Science, Division A & B (Educational Displays); 1J Communications, Division E, F, & G (Banners, Posters, Presentations).

#### Division A1 – Market Livestock Project Record Book

- Class 1 Junior Showman, ages 8-11
- Class 2 Intermediate Showman, ages 12-14
- Class 3 Senior Showman, ages 15-18
- Class 4 Cloverbuds, ages 5-7

#### Division A2 — Livestock Record Book

Class numbers listed in Division A1.

#### Division A3 — Market Poster

Class numbers listed in Division A1.

#### Division A4 — Educational Poster

Class numbers listed in Division A1.

#### 4-H & FFA SHOWMANSHIP

##### AWARDS

Division B1 – B10 Class 1-3  
**Class Champion** Division B1 – B10  
**Division Champion, Reserve**  
**Division Champion**  
Division B1-B10

### 4-H & FFA Showmanship

The top two showmen from each Division B1-B9 are eligible to compete in their respective Round Robin. Exhibitors

in Class 4, Cloverbud and ages 5-7 as of August 15, 2021 are ineligible. The top showman from each Class in Division B12 will be awarded overall Grand Champion Showman. Cloverbuds are not eligible for Showmanship awards above a Participation ribbon.

All 4-H and FFA exhibitors, including Market Livestock exhibitors, use the same showmanship Division. All Market Livestock must be shown in Showmanship, no substitutions are allowed. It is required that exhibitors wear a clean, long-sleeved, white shirt and black pants. Dairy showmen wear long-sleeved, white shirts and white pants. When showing an animal with hooves, leather boots or sturdy shoes are required. Club jackets or armbands are encouraged. Use age as of August 15, 2021.

#### Division B1 4-H/FFA Showmanship Goat

- Class 1 Junior Showman, ages 8-11
- Class 2 Intermediate Showman, ages 12-14
- Class 3 Senior Showman, ages 15-18
- Class 4 Cloverbuds, ages 5-7

#### Division B2 — 4-H/FFA Showmanship-Sheep

Class numbers listed in Division B1.

#### Division B3 — 4-H/FFA Showmanship-Feeder Steer

Class numbers listed in Division B1.

#### Division B4 4-H/FFA Showmanship-Beef

Class numbers listed in Division B1.

### ENTRY DAY

Online Entry closes  
July 22 at 7 PM.

Entry Registration Drop Off\*  
Saturday, July 23, 1-6PM  
Sunday, July 24, 11AM -2PM  
Borealis Pavilion

\*Drop Off entry is for in person registration. Do not bring your animals, demonstrations or displays.

### ANIMAL DELIVERY & VET CHECK

Thursday July 28

Small Animals: 2-8PM

Large Animals: 4-8PM

All Barns

### MANDATORY BARN MEETINGS

Friday, July 29 11AM

Rotary Show Arena

Friday, August 5, 11AM

Rotary Show Arena

### ANIMAL LOAD OUT

Sunday, Aug 7, 7-11AM

**Division B5 4-H/FFA Showmanship-Dairy**  
Class numbers listed in Division B1.

**Division B6 — 4-H/FFA Showmanship-Swine**

Use Class numbers listed in Division B1.

**Division B7-4-H/FFA Showmanship - Alpaca**

Use Class numbers listed in Division B1.

**Division B8-4-H/FFA Showmanship Llamas**

Use Class number listed in Division B1.

**Division B9 — 4-H/FFA Showmanship-Reindeer**

Use Class number listed in Division B1.

**Division B10 — 4-H/ FFA Showmanship-Yak**

Use Class number listed in Division B1.

**Division B11 — 4-H/FFA Showmanship-Small Poultry**

Use Class numbers listed in B1.

**Division B12 — 4-H/FFA Showmanship Large Poultry (Turkey/Goose)**

Use Class numbers listed in Division B1.

**Division B13 — 4-H/ FFA Showmanship Rabbits**

Use Class numbers listed in Division B1.

## **Division B14 — 4-H/FFA Showmanship Cavies**

Use Class numbers listed in Division B1.

## **Division B15 — 4-H/FFA Round Robin Showmanship**

The two top showmen from each of the above Divisions B1-B14 are eligible to compete in their respective Round Robins. Exhibitors in Class 4, Cloverbud, ages 5-7 (as of October 1, 2021) are ineligible.

Class 1 Large Animal Round Robin (Division B1-B10)

Goat, Sheep, Feeder Steer, Beef, Dairy, Swine, Alpaca, Llama, Reindeer, & Yak

Class 2 Small Animal Round Robin (Division B11 to B14)

Small Poultry, Large Poultry, Rabbit, Cavy

## **Small Animal Judging**

### **Division C1 — 4-H & FFA Rabbit Judging**

Contestants will judge Division consisting of four animals and give oral reason for a Division.

Class 1 Junior, ages 8-11

Class 2 Intermediate, ages 12-14

Class 3 ages 15-18

### **Division C2 — 4-H & FFA Cavy Judging**

Contestants will judge Division consisting of four cavies and give oral reason for a Division.

Class 1 Junior, ages 8-11

Class 2 Intermediate, ages 12-14

Class 3 ages 15-18

## **4-H/FFA Large Animal Judging**

### **4-H & FFA DAIRY GOAT AWARDS**

Class 1 -4

**Champion Jr, Reserve Champion Jr.**

**Doe:** Class 5 - 7

**Champion Sr., Reserve Champion Sr. Doe:** Class 12 - 16

**Champion, Reserve Champion Buck**  
Class 1 - 7 and 12 - 16

**Grand Champion Dairy Goat**

Division 17 - 19

**Champion, Reserve Champion Utility Goat:** Class 20

**Champion, Reserve Champion Market Goat**

### **Division D1 — 4-H & FFA Dairy Goats**

**Breeds:** Alpine, Lamancha, Nigerian, Nubian, Oberhasli, Saanen, Toggenburg, recorded grades.

Goats shown in Divisions 17-20 may not be shown in breed Division and may enter only one Division.

Class 1 Junior, kids less than 4 months

Class 2 Senior, kids 4-7 months

Class 3 Junior, yearlings 8-11 months

Class 4 Senior, yearlings 12-23 months

Class 5 Senior Doe, less than 24 months in milk

Class 6 Senior Doe, 25 to 48 months

Class 7 Senior Doe, 49 months or older

Class 8 Get-of-Sire; 3 does from same sire

Class 9 Produce-of-Dam; 2 does from same dam

Class 10 Dam & Udder Produce; dam with one offspring (female)

Class 11 Best Udder

Class 12 Buck, less than 3 months

Class 13 Buck, 3-6 months

Class 14 Buck, 7-12 months

Class 15 Buck, 13-36 months

Class 16 Buck, 37 months or older

Class 17 Working/Companion Goat, under 5 months

Class 18 Working/Companion Goat, 5-12 months

Class 19 Working/Companion Goat, 13 months and older

Class 20 Market Goat, over 60 lbs.

### **4-H & FFA SPECIALTY GOAT AWARDS**

Class 1 -4

**Champion, Reserve Champion Jr. Doe**

Class 5 - 7

**Champion, Reserve Champion Sr. Doe**

Class 11 - 16

**Champion, Reserve Champion Buck**  
Class 1 - 7 and 11 - 16

**Grand Champion Specialty Goat**  
Division 17 - 19

**Champion, Reserve Champion Working Goat**

Class 20

**Champion, Reserve Champion Market Goat**

### **Division D2 — 4-H & FFA Specialty Goat Breeds**

Angora, Boer, Percentage Boer, Pygmy, other.

Goats shown in Divisions 17-20 may not be shown in breed Division and may enter only one Division.

Class 1 Junior Doe, kids less than 4 months

Class 2 Senior Doe, kids 4 -7 months

Class 3 Junior Doe, yearlings 8-11 months

Class 4 Senior Doe, yearlings 12-23 months

Class 5 Senior Doe, less than 24 months in milk

Class 6 Senior Doe, 24-48 months

Class 7 Senior Doe, 49 months or older

Class 8 Get-of-sire; 3 does from same sire

Class 9 Produce-of-dam; 2 does from same dam

Class 10 Dam & daughter

Class 11 Buck, less than 3 months

Class 12 Buck, 3-6 months

Class 13 Buck, 7-9 months

Class 14 Buck, 10-12 months

Class 15 Buck, 13-36 months

Class 16 Buck, 37 months or older

Class 17 Working/Companion Goat, less than 5 months

Class 18 Working/Companion Goat, 5-12 months

Class 19 Working/Companion Goat, 13 months or older

Class 20 Market Goat, 60 lbs.+

### **4-H & FFA SHEEP AWARDS**

Class 1 - 3

**Champion, Reserve Champion**

**Female - Meat:** Class 4 - 6

**Champion, Reserve Champion**

**Male - Meat:** Class 7 - 9

**Champion, Reserve Champion**

**Female - Wool:** Class 10 - 12

**Champion, Reserve Champion**

**Male - Wool:** Class 1 - 12

**Grand Champion Breeding Sheep**

Class 13 - 14

**Champion Market Lamb**

**Reserve Champion Market Lamb**

### **Division E — 4-H & FFA Sheep**

**Breeds:** Suffolk, Hampshire, Columbia, Rambouillet, other.

An animal must be entered as either meat breed or wool breed, but not both. Sheep must be docked. Animals shown in Classes 13 and 14 (feeder or market) cannot be shown in breed class.

Class 1 Ewe, lamb less than 12 months, meat breeds

Class 2 Ewe, 12-24 months, meat breeds

- Class 3 Mature Ewe, 25 months or older, meat breeds
- Class 4 Ram Lamb, < 12 months, meat breeds
- Class 5 Ram 12-24 months, meat breeds
- Class 6 Mature ram, 25 months+, meat breeds
- Class 7 Ewe lamb, <12 months, wool breeds
- Class 8 Ewe, 12-24 months, wool breeds
- Class 9 Mature ewe, 25 months or older, wool breeds
- Class 10 Ram lamb, < 12 months, wool breeds
- Class 11 Ram 12-24 months, wool breeds
- Class 12 Mature ram, 25 months or older, wool breeds
- Class 13 Feeder lamb, < 85 lbs., no rams
- Class 14 Market lamb, 85 lbs+, no rams
- Class 15 Ewe & lamb, meat breeds
- Class 16 Ewe and lamb, wool breeds
- Class 17 Flock, 3 or more animals owned by the same exhibitor-Judged on quality and conformity of animals

#### **4-H & FFA BEEF AWARDS**

Class 1 – 3  
**Jr. Champion, Reserve Jr. Champion Female**  
 Class 4 - 5  
**Sr. Champion, Reserve Sr. Champion Female**  
 Class 6 - 9  
**Champion, Reserve Champion Male**  
 Class 1 – 9  
**Grand Champion Breeding Beef**  
 Class 10 - 12  
**Grand Champion Market Beef**  
**Reserve Champion Market Beef**

#### **Division F ————— 4-H & FFA Beef**

**Breeds:** Angus, Charolais, Galloway, Hereford, Limousine, Saler, Shorthorn, Other.

Animals shown in Divisions 10-12 cannot be shown in breed Division.

Class 1 Heifer Calf, less than 6 months

Class 2 Heifer Calf, 6-12 months

Class 3 Heifer, 13-24 months

Class 4 Cow, 25-60 months

Class 5 Aged Cow, 61 months or older

Class 6 Bull Calf, under 6 months

Class 7 Bull Calf, 6-12 months

Class 8 Bull, 13-24 months

Class 9 Bull, 25 months or older

Class 10 Feeder Beef Calf, under 400 lbs.

- Class 11 Feeder Beef Calf, 400-799 lbs.
- Class 12 Market Beef, 800-999 lbs.
- Class 13 Market Beef, 1000 lbs. or over
- Class 14 Cow and Calf

#### **4-H & FFA DAIRY AWARDS**

Class 1 - 3  
**Jr Champion, Reserve Jr Champion Female**  
 Class 4 – 5  
**Sr Champion, Reserve Senior Champion Female**  
 Class 6 – 9  
**Champion, Reserve Champion Male**  
 Class 1 – 9  
**Grand Champion Dairy**

#### **Division G ————— 4-H & FFA Dairy**

**Breeds:** Brown Swiss, Guernsey, Jersey, Holstein, Other.

Group Divisions may be added at the discretion of the Superintendents.

- Class 1 Heifer Calf, less than 6 months
- Class 2 Heifer Calf, 6-12 months
- Class 3 Heifer, 13-24 months
- Class 4 Cow, 25-60 months
- Class 5 Aged Cow, 61 months or older
- Class 6 Bull Calf, less than 6 months
- Class 7 Bull Calf, 6-12 months
- Class 8 Bull, 13-24 months
- Class 9 Bull, 25 months or older
- Class 10 Cow & Calf

#### **4-H & FFA DUAL PURPOSE CATTLE**

**AWARDS**  
 Class 1 - 3  
**Jr Champion, Reserve Jr Champion Female:** Class 4 – 5  
**Sr Champion, Reserve Sr Champion Female:** Class 6 – 9  
**Champion Male, Reserve Champion Male:** Class 1 – 9  
**Grand Champion Dual Purpose**

#### **Division H4-H & FFA Dual Purpose Cattle**

**Breeds:** Dexter, Milking, Shorthorn, Scottish Highlander, Other.

- Class 1 Heifer Calf, less than 6 months
- Class 2 Heifer Calf, 6-12 months
- Class 3 Heifer, 13-24 months
- Class 4 Cow, 25-60 months
- Class 5 Aged Cow, 61 months or older
- Class 6 Bull Calf, less than 6 months
- Class 7 Bull Calf, 6-12 months
- Class 8 Bull, 13-24 months
- Class 9 Bull, 25 months or older
- Class 10 Cow and Calf

#### **4-H & FFA REINDEER AWARDS**

Class 1 – 2  
**Champion, Reserve Champion Calf**  
 Class 3 - 5  
**Champion, Reserve Champion Female**  
 Class 1 – 5  
**Grand Champion Breeding Reindeer**  
 Class 6  
**Grand Champion Market Reindeer**  
**Reserve Champion Market Reindeer**

#### **Division H1 ————— 4-H & FFA Reindeer**

**No bulls over 6 months of age, due to rutting season, will be allowed at the fair.**

- Class 1 Calf, less than 6 months
- Class 2 Calf, 6-12 months
- Class 3 Yearling, 13-24 months
- Class 4 Cow, 25-60 months
- Class 5 Aged Cow, 61 months or older
- Class 6 Market, over 12 months
- Class 7 Cow and Calf

#### **4-H & FFA SWINE AWARDS**

Class 1 – 2  
**Champion, Reserve Champion Female**  
 Class 3 – 4  
**Champion, Reserve Champion Male**  
 Class 1 – 4  
**Grand Champion Breeding Swine**  
 Class 5 – 8  
**Champion, Reserve Champion Market Swine**

#### **Division I ————— 4-H & FFA Swine**

**Breeds:** Berkshire, Duroc, Hampshire, Hereford, Yorkshire, Other.

Animals shown in Classes 5 to 8 cannot be shown in breed Class.

- Class 1 Gilt, under 12 months
- Class 2 Sow, over 12 months
- Class 3 Boar, under 12 months
- Class 4 Boar, over 12 months
- Class 5 Weaner Pig, under 50 lbs.
- Class 6 Light Feeder Pig, 50-125 lbs.
- Class 7 Heavy Feeder Pig, 126-219 lbs.
- Class 8 Market Pig, 200 lbs and over
- Class 9 Sow & Litter, 3+ piglets, less than 9 weeks

#### **4-H & FFA POULTRY AWARDS**

For Each Division J, K, L, M, N, O, P  
**Division Champion, Reserve  
Division Champion**

Overall Combined Divisions J - P  
**Grand Champion, Reserve Grand  
Champion**

### **4-H & FFA Poultry**

All poultry must be banded. Bands will be provided on entry drop off day for a small fee. Band numbers must be printed on the entry form and stall card to identify the animal. If exhibitors wish to secure their cages, they must provide padlocks. All eggs collected will be donated to charity. If the entry is a recognized breed it will be judged according to APA's standard of perfection. If the entry is a hatchery or mixed breed, it will be judged on health, cleanliness, and condition.

#### **Division J ————— 4-H & FFA Chickens**

- Class 1 Cock (male, 12 months+)
- Class 2 Hen (female, 12 months+)
- Class 3 Cockerel (male, 4-12 months-  
Cornish Cross may be 6 weeks  
old)
- Class 4 Pullet (female, 4-12 months-  
Cornish Cross may be 6 weeks  
old)
- Class 5 Old Trioss (1 cock, 2 hens, < 12  
months) judged on conformity
- Class 6 Young Trios (1 cockerel, 2  
pullets, 4-12 months-Cornish  
Cross may be 6 weeks old).  
Judged on conformity
- Class 7 Hen with Chicks (chicks must  
be at least one week old).
- Class 8 Old Laying Hens (3 hens)
- Class 9 Young Laying Pen (3 pullets)
- Class 10 Meat Pen (3 birds)

#### **Division K ————— 4-H & FFA Ducks**

- Class 1 Drake (male, over 12 months)
- Class 2 Duck (female, over 12 months)
- Class 3 Young Drake (male, 3-12  
months)
- Class 4 Young Duck (female, 3-12  
months)
- Class 5 Old Trios (1 drake, 2 ducks,  
over 12 months) judged on  
conformity

- Class 6 Young Trios (1 drake, 2 ducks,  
and 3-12 months) judged on  
conformity
- Class 7 Duck with Ducklings (ducklings  
must be at least one week old)
- Class 8 Meat Pen (3 birds)
- Division L ————— 4-H & FFA Geese**
- Class 1 Gander (male, 12 months+)
- Class 2 Goose (female, 12 months+)
- Class 3 Young Gander (male, 3-12  
months)
- Class 4 Young Goose (female, 3-12  
months)
- Class 5 Old Trios (1 gander, 2 geese,  
over 12 months) judged on  
conformity
- Class 6 Young Trios (1 gander, 2 geese,  
3-12 months) judged on  
conformity
- Class 7 Goose with Goslings (goslings  
must be at least one week old)

#### **Division M ————— 4-H & FFA Turkeys**

- Class 1 Tom (male, 12 months+)
- Class 2 Hen (female, 12 months+)
- Class 3 Young Tom (male, 3-12  
months)
- Class 4 Young Hen (female, 3-12  
months)
- Class 5 Trio (1 male, 2 females)

#### **Division N ————— 4-H & FFA Guinea Fowl**

- Class 1 Cock (male, over 12 months)
- Class 2 Hen (female, over 12 months)
- Class 3 Cockerel (male, 3-12 months)
- Class 4 Pullet (female, 3-12 months)
- Class 5 Trio (1 male, 2 females)

#### **Division O ————— 4-H & FFA Pigeons**

- Class 1 Cock (male, 12 months+)
- Class 2 Hen (female, 12 months+)
- Class 3 Cockerel (male, 3-12 months)
- Class 4 Pullet (female, 3-12 months)
- Class 5 Trio (1 male, 2 females)

#### **Division P ————— 4-H & FFA Misc. Poultry Breeds (Pea Fowl, Pheasants, Quail, Partridge)**

- Class 1 Cock (male, 12 months+)
- Class 2 Hen (female, 12 months+)
- Class 3 Cockerel (male, 3-12 months)
- Class 4 Pullet (female, 3-12 months)
- Class 5 Trio (1 male, 2 females)

#### **4-H & FFA RABBIT AWARDS**

Division O1-O4

**Champion, Reserve Champion  
Overall Grand Champion  
Overall Reserve Grand Champion**

### **4-H & FFA Rabbits & Cavies**

#### **4-H exhibitors MUST present their animals to the judge during the show.**

All rabbits will be required to have a permanent, legible tattoo in the left ear, and will be screened for good health upon entry. **Animals will be entered and judged according to the latest ARBA standards.** Specify breed and variety on each entry

American Fuzzy Lop, American Sable, Angora (English/French/Satin), Belgian Hare, Britannia Petite, Chinchilla (Standard), Dutch, Dwarf Hotot, English Spot, Florida White, Harlequin, Havana, Himalayan, Jersey Woolly, Lilac, Holland Lop, Mini Lop, Mini Rex, Netherland Dwarf, Polish, Rex, Rhinelander, Silver, Silver Martin, Tan, Thrianta, Lionhead,

**Commercial (Meat) breeds:** American, Angora (Giant), Beveren, Blanc de Hotot, Californian, Champagne D'Argent, Checkered giant, Chinchilla (American, Giant) Cinnamon Red, Crem'DArgent, Lop (French/English), New Zealand, Palomino, Satin, Silver Fox.

**In 4-H for the Cloverbud clinic (Division O5), this show will be held before the 4-H/FFA rabbit show.**

#### **Division O1 4-H & FFA Purebred Rabbits**

Fancy breeds may only be entered in Divisions 1, 2, 5, and 6.

- Class 1 Senior Buck, 6 months or over
- Class 2 Senior Doe, 6 months or over
- Class 3 Intermediate Bucks, 6-8  
months (commercial breeds)
- Class 4 Intermediate Doe, 6-8 months  
(commercial breeds)
- Class 5 Junior Bucks, 8 weeks to 6  
months
- Class 6 Junior Doe, 8 weeks to 6  
months
- Class 7 Pre-Junior Bucks, 8 weeks to 3  
months (commercial breeds)
- Class 8 Pre-Junior Doe, 8 weeks to 3  
months (commercial breeds)
- Class 9 Fur-specify Sub-Class a-j below  
(must also be entered in  
appropriate age and sex Divisions.)  
a. Rex white

- b. Rex, all other colors (includes broken)
- c. Satin white
- d. Satin, all other colors
- e. English Angora wool, white
- f. English Angora wool, all other colors
- g. French Angora wool, white
- h. French Angora wool, all other colors
- i. Commercial fur white (specify breed)
- j. Commercial fur, all other colors (specify breed)
- k. Angora wool, white (all other wool breeds)

#### **Division 02 ——— 4-H & FFA Commercial Production Rabbits**

Rabbits entered in this Division are not eligible for Best in Show, and do not need to meet ARBA standards.

- Class 1 Best 3-Generation Display, must be same sex
- Class 2 Doe with Litter (babies must be at least 6 weeks old)
- Class 3 Meat Pen of 3 Fryers (8 to 10 weeks, 3.5 to 5 lbs each)
- Class 4 Roaster (less than 6 months, 5.5-8 lbs)
- Class 5 Stewer (less than 6 months, minimum weight 8 lbs)

#### **Division 03 ——— 4-H & FFA Pet Rabbits**

Fancy breeds may only be entered in Classes 1, 2, 5, and 6.

- Class 1 Senior Buck, 6 months or over
- Class 2 Senior Doe, 6 months or over
- Class 3 Intermediate Bucks, 6-8 months (commercial breeds)

- Class 4 Intermediate Doe, 6-8 months (commercial breeds)
- Class 5 Junior Bucks, 8 weeks to 6 months
- Class 6 Junior Doe, 8 weeks to 6 months
- Class 7 Pre-Junior Bucks, 8 weeks to 3 months (commercial breeds)
- Class 8 Pre-Junior Doe, 8 weeks to 3 months (commercial breeds)
- Class 9 Fur-Specify Sub-Class a-j below (must also be entered in appropriate age and sex Divisions.)
  - a. Rex white
  - b. Rex, all other colors (includes broken)
  - c. Satin white
  - d. Satin, all other colors
  - e. English Angora wool, white
  - f. English Angora wool, all other colors
  - g. French Angora wool, white
  - h. French Angora wool, all other colors
  - i. Commercial fur, white (specify breed)
  - j. Commercial fur, all other colors (specify breed)
  - k. Angora wool, white (all other wool breeds)
  - l. Angora wool, all other colors (all other wool breeds)

#### **Division 04 ——— Cloverbud Clinic**

Members who have completed I. Angora wool, all other colors (all other wool breeds)

Kindergarten, First or Second grade are considered Cloverbud 4-H members and receive a Rainbow Ribbon and a \$1.00 premium per entry.

**Cloverbud Clinic will be 15 minutes.**

Class 1 Rabbits

Class 2 Cavies

#### **4-H & FFA CAVY AWARDS**

Division P1

**Reserve Grand Champion**

**Grand Champion**

Division P2

**Reserve Grand Champion**

**Grand Champion**

#### **Division P1 — 4-H & FFA Cavies (Guinea Pigs)**

**Cavy Breeds:** Abyssinian, Abyssinian Satin, American, American Satin, Coronet, Peruvian, and Peruvian Satin, Silkie, Silkie Satin, Teddy, Teddy Satin, Texel, White Crested.

- Class 1 Senior Boars, over 32 oz
- Class 2 Senior Sows, over 32 oz
- Class 3 Intermediate Boars, up to 6 months, 22-32 oz
- Class 4 Intermediate Sows, up to 6 months, 22-32 oz
- Class 5 Junior Boars, up to 4 months, 12-22 oz
- Class 6 Junior Sows, up to 4 months, 12-22 oz

#### **Division P2 ——— 4-H & FFA Pet Cavies (Guinea Pigs)**

Divisions 1-6: Use Classes in Division P





## 2022 Market Livestock Auction



**ALASKA FARM BUREAU  
FAIRBANKS CHAPTER**

**FRIDAY, AUGUST 5  
AUCTION STARTS  
6 PM**

**ELIGIBILITY:** 4-H members ages 8-18 through August 2022 are eligible; FFA members are eligible through the summer following their graduation of high school. Market Livestock agreement must be submitted to the 4-H office by February 1<sup>st</sup>. Exhibitor must be enrolled in 4-H or FFA Market Livestock Program. Exhibitors are limited to one animal or pen per Division and a total of 3 exhibits (1 large and 2 small or 2 large and 1 small). Exhibitors must show their own animals in the show ring, present them in the sale ring, and are responsible for all work and care of the animals. **All rules in the beginning of the Livestock section are enforced.** Especially note those regarding feeding, cleaning pens, and exercising animals. All Exhibitors must show their market

animals in the appropriate Showmanship Division. The Livestock Committee and the Tanana Valley State Fair Association have the final authority on interpreting rules.

**JUDGING:** The Danish System will be used, giving blue, red, or white ribbons. The judge will place animals in a ranking order for sale purposes.

**SALE OF ANIMALS:** Judges will make the final decision on whether animals qualify for the Market Auction. Only animals taking a blue or red ribbon in a confirmation Division will be allowed to be sold at the auction. Animals taking white ribbons will **not** go to the auction.

**WEIGH-IN:** All market animals will be weighed in at the specified time.

**MANDATORY ITEMS DUE ON DROP-OFF ENTRY DAY:** **Due July 23, 2022** Completed Record Book, Copy of Market Livestock Agreement, Animal Health Record & Proof of Vaccinations, Buyer contact Sheets, Auction Biography, W-9 and Ethics Policy for Animals/Code of show Ring Ethics.

**PAYMENT:** All money is handled through the 4-H Livestock Committee. Checks from sale of animals will be mailed to exhibitors by the 4-H Livestock Committee.

**STALL SIGN:** Exhibitors must make a stall sign for their market animals (22"x20" minimum size, hung by 10 AM Friday, July 29, 2022) which includes name and tag # of the animal, name of exhibitors, name of 4-H club or FFA Chapter, breed of animal, breeder of animal, who animal was purchased from, animal's date of birth, official weight (must be added after 6 PM on Friday, July 29, 2022), total project feed amount in weight (list by type) and animal's buyer (complete after auction by 11 AM on Saturday, August 6, 2022).

**AUCTION:** Animals entered in Market Livestock Division will be offered for sale at a public auction on Friday, August 5, starting at 6 PM. Sale order will be published prior to the auction. Animals committed for sale cannot be withdrawn, and no substitutions are allowed. Placing will determine sale order. The exhibitor must be prepared to enter the sale ring when they are called. Failure to produce the animals for sale, unsportsmanlike behavior, or misrepresentation may result in being barred from the sale. A qualified auctioneer will conduct the sale.

**BUTCHERING SMALL ANIMALS:** Exhibitors are responsible for making sure that rabbits, chickens, ducks, geese, and turkeys are butchered, dressed, and delivered to the buyers within 14 days of the fair, unless another date is mutually agreed upon.

### 4-H & FFA Market Livestock Awards

Blue Ribbon	-----	\$3
Red Ribbon	-----	\$2
White Ribbon	-----	\$1
Division Champion	-----	\$2

### ENTRY DAY

Online Entry closes  
July 22 at 7 PM

Entry Registration Drop Off\*  
Saturday, July 23, 1-6PM  
Sunday, July 24, 11AM -2PM  
Borealis Pavilion

\*Drop Off entry is for in person registration. Do not bring your animals, demonstrations or displays.

### ANIMAL DELIVERY & VET CHECK

Thursday July 28  
Small Animals: 2-8PM  
Large Animals: 4-8PM  
All Barns

### MANDATORY BARN MEETINGS

Friday, July 29 11AM  
Rotary Show Arena  
Friday, August 5, 11AM  
Rotary Show Arena

### MARKET LIVESTOCK WEIGH-IN

Friday, July 29

### ANIMAL LOAD OUT

Sunday, Aug 7, 7-11AM

exhibitor by June 6 of the current year. Must be a recognized meat breed.

**Division Q ————— Market Finished Beef**

**Class 1** All animals, minimum weight is 1000 pounds. Must be born on or after January 1, 2021 and be in the possession of exhibitor by December 1, 2021. Must be dehorned and castrated by January 1 of current year.

**Division R ————— Market Feeder Steer**

**Class 1** All animals must weigh a minimum of 400 pounds. Must be born on or after December 1, 2021 and in the possession of the exhibitor by April 15 of the current year. Must be castrated within 8 weeks of birth.

**Division R1 ————— Market Reindeer**

**Class 1** All animals must weigh a minimum of 160 pounds. Must be born on or after April 1, 2021 and be in the possession of the exhibitor by December 1, 2021. Males must be castrated.

**Division S ————— Market Lamb**

**Class 1** All animals, ewes and castrated lambs, born on or after January 1 of the current year. Must weigh at least 85 pounds. Must be slick sheared. Must be in possession of the exhibitor by May 1 of the current year.

**Division T ————— Market Goat**

**Class 1** All animals, meat type doe or wether, dairy type wether. Dairy type wether must be dehorned. Must weigh a minimum of 60 pounds. Must be born on or after January 1, 2022 and be in possession of the exhibitor by May 1 of the current year.

**Division U ————— Market Swine**

**Class 1** All animals, gilt or barrow hogs. Must weigh a minimum of 220 pounds. Must be born on or after January 1, 2022 and be in possession of the exhibitor by May 1 of the current year.

**Division V ————— Market Rabbits**

Exhibitor must be present for judging.

**Class 1** Pen of three, uniform size, 3.5 to 6 pounds each. Must be born on or after May 8, 2022 and be in possession of exhibitor by July 1 of the current year. Must be a recognized ARBA meat breed.

**Division W ————— Market Chickens**

Exhibitor must be present for judging.

**Class 1** Pen of three, uniform size, weighing over 6 pounds each. Must be hatched on or after May 23, 2022 and be in possession of

**Division X ————— Market Turkey**

Exhibitor must be present for judging.

**Class 1** 1 bird, 20 pound minimum. Must be hatched on or after March 15, 2022 and be in possession of exhibitor by April 15 of the current year. Must be a recognized meat breed.

**Division Y ————— Market Ducks**

Exhibitor must be present for judging.

**Class 1** Pen of three, uniform size, each weighing 6 pounds minimum. Must be hatched on or after May 25, 2022 and be in possession of exhibitor by June 8 of the current year. Must be a recognized meat breed.

**Division Z ————— Market Goose**

Exhibitor must be present for judging.

**Class 1** 1 bird, 10 pound minimum. Must be hatched on or after March 15, 2022 and be in possession of exhibitor by April 15 of the current year. Must be a recognized meat breed.



# Department 4C

## Open Small Livestock

See Department 4 for Superintendent Information and General Livestock Rules

**Do not bring your animals until vet check-in!**

### Division A1 ————— Demonstrations

The purpose of this Division is to give exhibitors the opportunity to present information to the public and to promote interest in Alaska's livestock industry. Educational exhibits may consist of live demonstrations, informational or pictorial displays. Demonstrations are to be 10-20 minutes and will be scheduled by the Superintendent. Space for the displays must be reserved with the Superintendent on Entry Day. Exhibitors will compete separately in four age groups: Age 7 and under, Age 8-11, Age 12-16 and Age 17 and over.

#### Class 1 Demonstrations:

Contact the Lergen Barn Manager July 31, to schedule time for the demo.

#### Class 2 Educational Displays:

Delivery day is July 29, 12-8 PM. Deliver display to the Department Superintendent.

### **OPEN RABBITS**

All rabbits will be required to have a permanent, legible tattoo in the left ear. Tattooing is available on entry drop-off day, July 23 and July 28, 2022 for a small fee. This show will be judged by ARBA's Standard of Perfection by an ARBA judge. **Exhibitors must be present to put their rabbits on the judging table or appoint someone to do this for them, or the animal will not be judged.**

#### Rabbit breeds:

American, American Fuzzy Lop, American Sable, Belgian Hare, Britannia Petite, Chinchilla (Standard), Dutch, Dwarf Hotot, English Spot, Florida White, Harlequin, Havana, Himalayan, Jersey Wooly, Lilac, Holland Lop, Mini Lop, Mini Rex, Netherland Dwarf, Polish, Rex, Rhinelander,

Silver, Silver Martin, Tan, Thrianta Angora (English/French/Satin),

**Commercial (Meat) breeds:** American, Angora (Giant), Beveren, Californian, Champagne D'Argent, Checkered giant, Chinchilla (American, Giant), Cinnamon, CremD'Argent, Hotot, French Lop, New Zealand, Palomino, Satin, Silver Fox.

### Division B1 - Open Rabbit Showmanship

Class 1 Age 7 and under

Class 2 Age 8-11

Class 3 Age 12-16

Class 4 Age 17 and over

### Division C1 ————— Open Rabbit Judging Contest

Contestants will judge Division consisting of four rabbits each and give oral reasons for one Division.

Class 1 Age 7 and under

Class 2 Age 8-11

Class 3 Age 12-16

Class 4 Age 17 and over

### **OPEN RABBIT AWARDS**

Division D -F

**Champion, Reserve Champion**

### **ARBA SANCTIONED**

### **RABBIT & CAVY SHOW**

Saturday August 7

9:00 AM - Lergen Barn

For more information contact:

Bianca Herring 907- 687-5577

### Division D ————— Purebred Rabbits

Class 1 Senior Buck, 6 months or over

Class 2 Senior Doe, 6 months or over

Class 3 Intermediate bucks, 6-8 months (commercial breeds)

Class 4 Intermediate doe, 6-8 months (commercial breeds)

Class 5 Junior Buck, 8 weeks-6 months

Class 6 Junior Doe, 8 weeks-6 months

### **ENTRY DAY**

*Online Entry closes*

*July 22 at 7PM*

Entry Registration Drop Off\*

Saturday, July 23, 1-6PM

Sunday, July 24, 11AM -2PM

Borealis Pavilion

\*Drop Off entry is for in person registration. Do not bring your animals, demonstrations or displays.

### **ANIMAL DELIVERY & VET CHECK**

Thursday July 28

Small Animals: 2-8PM

Large Animals: 4-8PM

All Barns

### **MANDATORY BARN MEETINGS**

Friday, July 29 11AM

Rotary Show Arena

Friday, August 5, 11AM

Rotary Show Arena

### **ANIMAL LOAD OUT**

Sunday, Aug 7, 7-11AM

Class 7 Pre-Junior Bucks, 8 weeks to 3 months (commercial breeds)

Class 8 Pre-Junior Doe, 8 weeks to 3 months (commercial breeds)

Class 9 Fur-specify Sub-Class a-j below. Rabbits entered in fur must also be entered in appropriate age and sex classes.

a. Rex White

b. Rex, all other colors (includes broken)

c. Satin white

d. Satin, all other colors (IB)

e. English Angora wool, white

f. English Angora wool, all other colors

g. French Angora wool, white

h. French Angora wool, all other colors

i. Breed fur white (specify breed)

j. Breed fur, all other colors (specify breed)

k. Angora wool, white (all other wool breeds)

l. Angora Wool, all other colors (all other wool breeds)

## **Division E ————— Pet Rabbits**

Class 1 All

## **Division F —————Commercial Production Rabbits**

Rabbits entered in this Division

are not eligible for Best in Show.

Class 1 Best 3-generation display, must be same sex

Class 2 Doe with litter (babies must be at least 6 weeks old)

Class 3 Meat pen of 3 fryers (8 to 10 weeks, 3.5 to 5 pounds each)

Class 4 Roaster (under 6 months, 5.5 to 8 pounds)

Class 5 Stewer (over 6 months, minimum weight 8 pounds)

## **OPEN CAVIES**

Each cavy must have an ear tag. Tags are available on Entry Day and Delivery Day for a small fee. Please call the Superintendent to arrange your cavy tagging. An ARBA professional will judge this show using the ARBA's Standard of Perfection.

**Cavy Breeds:** Abyssinian, Abyssinian Satin, American, American Satin, Coronet, Peruvian, Peruvian Satin, Silkie, Silkie Satin, Teddy, Teddy Satin, Texel, White Crested.

## **Division B2 — Open Cavy Showmanship**

Class 1 Age 7 and under

Class 2 Age 8-11

Class 3 Age 12-16

Class 4 Age 17 and over

## **Division C2 -Open Cavy Judging Contest**

Contestants will judge Division consisting of four cavies each and give oral reasons for one Division.

Class 1 Age 7 and under

Class 2 Age 8-11

Class 3 Age 12-16

Class 4 Age 17 and over

## **Division H ————— Open Purebred Cavies (Guinea Pigs)**

Class 1 Senior Boars, over 32 oz

Class 2 Senior Sows, over 32 oz

Class 3 Intermediate Boars, up to 6 months, 22-32 oz

Class 4 Intermediate Sows, up to 6 months, 22-32 oz

Class 5 Junior Boars, up to 4 months, 12-22 oz

Class 6 Junior Sows, up to 4 months, 12-22 oz

## **Division I ————— Open Pet Cavies (Guinea Pigs)**

Classes 1-6: use Divisions listed in Division H.

## **Division J — Open Meat Breed (Guinea Pig)**

Divisions 1-6: use Divisions listed in Division H.

## **OPEN POULTRY & PIGEON**

Each bird must wear a leg or wing band. Record the number and color (if applicable) on the Entry Form and Stall Card. Bands will be available on Entry Day for a small fee, depending on size. Each entrant will be limited to a total of 20 birds. When there are three or more of a breed and/or variety in a Division, they will be judged against each other. All purebred birds (birds that meet the APA Standard of Perfection) will be judged to the latest standards. All eggs collected will be donated to charity. Please contact Becky Hammond at 907-699-7121 for more information.

## **Division B3 — Open Poultry & Pigeon Showmanship**

Class 1 Age 7 and under

Class 2 Age 8-11

Class 3 Age 12-16

Class 4 Age 17 and over

### **APA Sanctioned Poultry & Pigeon Show, Small Animal Awards**

Division K – R

**Grand Champion, Reserve Grand Champion**

**Champion Trio**

**Poultry Royalty**

**People's Choice Division Champion**

**People's Choice Reserve Division Champion**

**Sub-Division Champion, Reserve Sub Champion**

## **Division K ————— Large Chickens**

### **Sub-Division A: American**

Plymouth Rocks, Dominiques, Wyandottes, Javas, Rhode Island Reds, Rhode Island Whites, Buckeyes, Chanteclers, Jersey Giants, Lamonas, New Hampshires, Hollands, Delawares.

### **Sub-Division B: Asiatic**

Brahmas, Cochins, Langshans.

### **Sub-Division C: English**

Dorkings, Orpingtons, Redcaps, Sussex, Cornish, Australorps.

### **Sub-Division D: Mediterranean**

Leghorns, Anconas, Minorcas, Sicilian Buttercups, Spanish, Catalanas, Andalusians.

### **Sub-Division E: Continental**

Hamburgs, Campines, Lakenvelders, Bearded Polish, Non-bearded Polish, Houdans, Faverolles, Crevecours, La Fleche, Welsummers, Barnvelders

### **Sub-Division F: All Other Standards**

Modern Game, Old English Game, Malays, Sumatras, Aseels, Shamos, Yokohamas, Phoenix, Cubalayas, Stultans, Naked Necks, Araucanas, Ameraucanas

### **Sub-Division G: Breeds Not Recognized by the APA**

Cream Legbar, Spitzhauben, Neiderrheiner

### **Sub-Division H: Production**

Common breeds of birds purchased from hatcheries and feed stores are most often production-based without much emphasis on the breed standard. Birds entered in this Division are judged based only on their general vigor, condition, and production qualities, not on their respective breed standard. Breeds that fit this Division are Rhode Island Reds, Barred and any color Rocks, Araucanas, and any common breed available from hatcheries and feed stores. Uncommon breeds from these sources can be often be shown in their Sub-Divisions above for their breeds.

### **Sub-Division I: Barnyard Cross**

Mixed breed chickens or anything that does not fit in any of the above categories are shown here. These birds are judged based on general vigor and condition.

Class 1 Cock (male, over 12 months)

Class 2 Hen (female, over 12 months)

Class 3 Cockerel (male, 4-12 months-  
Cornish Cross may be 6 weeks old)

Class 4 Pullet (female, 4-12 months-  
Cornish Cross may be 6  
weeks old)

Class 5 Old Trioss (1 cock, 2 hens,  
over 12 months) Judged on  
conformity

Class 6 Young Trios (1 cockerel, 2  
pullets, 4-12 months-Cornish  
Cross may be 6 weeks old)  
Judged on conformity

The following classes are judged  
according to Sub-Division G.

Class 7 Hen with chicks (chicks must  
be at least one week old).

Class 8 Old Laying Pen (3 hens)

Class 9 Young Laying Pen (3 pullets)

Class 10 Meat pen (3 birds)

#### **Division L————Bantam Chickens**

##### **Sub-Division A: Game Division**

American Game, Old English Game

##### **Sub-Division B: Modern Game**

##### **Sub-Division C: Single Comb Clean Leg**

(SCCL) Ancona, Andalusian,  
Australorp, Campine, Catalana,  
Delaware, Dorking, Dutch,  
Holland, Japanese, Java, Jersey  
Giants, Jungle Fowl, Lakenvelders,  
Lamonas, Leghorn, Minorca,  
Naked Neck, New Hampshire,  
Dutch Bearded, Orpington,  
Phoenix, Plymouth Rock,  
Pyncheon, Rhode Island Red,  
Spanish, Sussex.

##### **Sub-Division D: Rose Comb Clean Leg** (RCCL)

Ancona, Antwerp Belgian D'Anvers,  
Dominique, Dorking, Hamburg,  
Leghorn, Minorca, Red Cap, Rhode  
Island Red, Rhode Island White,  
Rosecomb, Sebright, Wyandotte.

##### **Sub-Division E: Feather Leg**

Belgian d'Uccle (booted), Brahma,  
Cochin, Faverolle, Langshan,  
Silkie, Sultan.

##### **Sub-Division F: All Other Clean Leg**

(AOCCL) Ameraucana, Araucana,  
Cornish, Crevecour, Cubalaya,  
Houdan, La Fleche, Malay, Polish,  
Chantecler, Shamo, Sumatra,  
Yokohama, Sicilian Buttercup,  
Buckeye.

##### **Sub-Division G: Bantam Breeds Not Recognized by APA**

Cream Legbar, Spitzhausen,  
Niederrheiner

#### **Sub-Division H: Production**

Common bantam breed of birds  
purchased from hatcheries and  
feed stores are most often bred  
without much emphasis on breed  
standard. Birds entered in this  
Division are judged based on their  
general vigor, condition, and  
production qualities, not on their  
respective breed standards.

Breeds that fit this sub-Division are  
Cochins, Silkies, Old English  
Games, Rosecombs, and any  
common breed available from  
hatcheries and feed stores.

Uncommon breeds from these  
sources can sometimes be shown  
in their Sub-Divisions above for  
their breeds.

#### **Sub-Division I: Barnyard Cross**

Mixed breed chickens or anything  
that does not fit in any of the  
above categories are shown here.  
Birds are judged based only on  
their vigor, condition, and  
production qualities, not on their  
respective breed standard.

Each Sub-Division entry must have a  
Class number. Breed varieties are  
determined by the Superintendents in  
accordance with APA standards.  
Use Divisions 1 -10 listed in Division K,  
page 37.

#### **Division M————Ducks**

##### **Sub-Division A: Heavy**

Pekin, Aylesbury, Rouen, Muscovy,  
Silver Appleyard, Saxony.

##### **Sub-Division B: Medium**

Cayuga, Crested, Swedish, Buff

##### **Sub-Division C: Light**

Runner, Campbell, Magpie, Welsh  
Harlequin

##### **Sub-Division D: Bantam**

Call, East Indie, Mallard, Mandarin,  
and Wood.

##### **Sub-Division E: Ducks Not Recognized by the APA**

##### **Sub-Division F: Production**

Common breed of ducks  
purchased from hatcheries and  
feed stores are most often bred  
without much emphasis on breed  
standard. Birds entered in this  
Division are judged based on their  
general vigor, condition, and

production qualities, not on their  
respective breed standards.

Breeds that fit this Sub-Division  
are Rouens, Pekins, Runners, and  
any common breed available from  
hatcheries and feed stores.

Uncommon breeds from these  
sources can sometimes be shown  
in their Sub-Divisions above for  
their breeds

#### **Sub-Division G: Barnyard Cross**

Mixed breed ducks or anything that  
does not fit in any of the above  
categories are shown here. Birds are  
judged based only on their vigor,  
condition, and production qualities, not  
on their respective breed standard.  
Each Sub-Division entry must have a  
Class number. Breed varieties are  
determined by the Superintendents in  
accordance with APA standards.

Class 1 Drake (male, over 12 months)

Class 2 Duck (female, over 12 months)

Class 3 Young Drake (male, 3-12  
months)

Class 4 Young Duck (female, 3-12  
months)

Class 5 Old Trios (1 drake, 2 ducks,  
over 12 months) Judged on  
conformity

Class 6 Young Trios (1 drake, 2  
ducks, and 3-12 months)  
Judged on conformity

Class 7 Duck with Ducklings  
(ducklings must be at least  
one week old) Judged  
according to Sub-Division E

Class 8 Meat Pen (3 birds)

#### **Division N————Geese**

##### **Sub-Division A: Heavy**

Toulouse, Embden (Emden),  
African.

##### **Sub-Division B: Medium**

Sebastopol, Pilgrim, American  
Buff, Saddleback Pomeranian.

##### **Sub-Division C: Light**

Chinese, Tufted Roman,  
Canadian, Egyptian.

##### **Sub-Division D: Geese Not Recognized by the APA**

##### **Sub-Division E: Production**

Common breed of geese  
purchased from hatcheries and  
feed stores are most often bred  
without much emphasis on breed

standard. Birds entered in this Division are judged based on their general vigor, condition, and production qualities, not on their respective breed standards. Breeds that fit this Sub-Division are Toulouse, Embden, Chinese, and any common breed available from hatcheries and feed stores. Uncommon breeds from these sources can sometimes be shown in their Sub-Divisions above for their breeds

#### **Sub-Division F: Barnyard Cross**

Mixed breed geese or anything that does not fit in any of the above categories are shown here. Birds are judged based only on their vigor, condition, and production qualities, not on their respective breed standard.

Each Sub-Division entry must have a Class number. Breed varieties are determined by the Superintendents in accordance with APA standards.

Class 1 Gander (male, over 12 months)

Class 2 Goose (female, over 12 months)

Class 3 Young Gander (male, 3-12 months)

Class 4 Young Goose (female, 3-12 months)

Class 5 Old Trios (1 gander, 2 geese, over 12 months) Judged on conformity

Class 6 Young Trios (1 gander, 2 geese, 3-12 months) Judged on conformity

Class 7 Goose with Goslings (goslings must be at least one week old) Judged according to Sub-Division D

#### **Division O ————— Turkeys**

##### **Sub-Division A: Turkey Breed**

###### **Recognized by APA**

Bronze, Narragansett, White Holland, Black, Slate, Bourbon Red, Beltsville Small White, Royal Palm,

##### **Sub-Division B: Turkeys Not Recognized by the APA**

##### **Sub-Division C: Production**

Sweet Grass, Cream

Broadbreasted White, Broadbreasted Bronze, other breeds that are bred strictly for production qualities. Birds entered here will be judged based on their general vigor, condition, and production qualities.

#### **Sub-Division D: Barnyard Cross**

Mixed breed turkeys or anything that does not fit in any of the above categories are shown here. Birds are judged based only on their vigor, condition, and production qualities, not on their respective breed standard.

Each entry must have a Class number. Breed varieties are determined by the Superintendents in accordance with APA standards.

Class 1 Tom (male, over 12 months)

Class 2 Hen (female, over 12 months)

Class 3 Young Tom (male, 3-12 months)

Class 4 Young Hen (female, 3-12 months)

Class 5 Trio (1 Tom, 2 Hens)

#### **Division P ————— Guinea Fowl**

**Guinea Fowl Varieties:** Lavender, Pearl, White, Barnyard Cross

Class 1 Cock (male, over 12 months)

Class 2 Hen (female, over 12 months)

Class 3 Cockerel (male, 3-12 months)

Class 4 Pullet (female, 3-12 months)

Class 5 Trio (1 male, 2 females)

#### **Division Q ————— Pigeons**

**Sub-Division A: Utility:** King, Modena, Runt

**Sub-Division B: Performing:** Roller, Highflyer, Tipper

**Sub-Division C : Fancy :** Fantail, Helmet, Pouter

**Sub-Division D: Racing:** Homer

**Sub-Division E: Doves;** Ringneck, Diamond

#### **Sub-Division F: Barnyard Cross**

Class 1 Cock (male, over 12 months)

Class 2 Hen (female, over 12 months)

Class 3 Young Cock (male, 3-12 months)

Class 4 Pullet (female, 3-12 months)

Class 5 Old Pair (over 12 months)

Class 6 Young Pair (3-12 months)

#### **Division R ————— Miscellaneous Poultry**

#### **Miscellaneous Poultry Breeds:**

Pea Fowl, Pheasants, Quail, Partridge.

Each entry must have a Class number. The Superintendents determine breed varieties.

Class 1 Cock (male, over 12 months)

Class 2 Hen (female, over 12 months)

Class 3 Cockerel (male, 3-12 months)

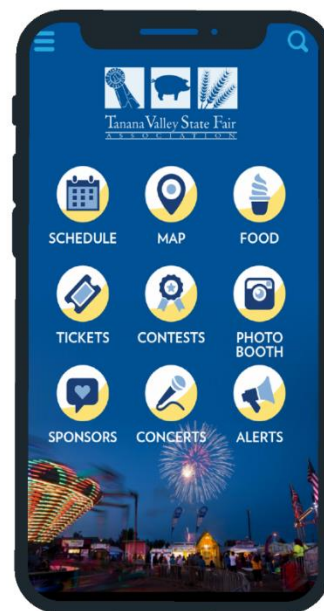
Class 4 Pullet (female, 3-12 months)

Class 5 Trio (1 male, 2 females)



**GET THE MOST UP TO DATE  
FAIR INFORMATION!**

**DOWNLOAD OUR FREE APP  
TODAY!**



# Department 5

## Equine

**RULES:** Read the General Rules and Regulations carefully, paying special attention to those dealing with livestock exhibits and equine barn rules.

**PARKING:** Vehicle entry for the purpose of caring for or exhibiting horses will be made only through the Green Gate (see Fairground map). This area is for Livestock and Equine exhibitors only. **The Superintendents can arrange purchase of parking passes for exhibitors participating in Fair Halter. No parking passes will be sold through the Fair Office or at the gates.** Superintendents and Show Managers have reserved spaces. Failure to honor parking regulations will result in having your vehicle towed.

**ETHICS POLICY FOR CARE OF ANIMALS:** Every person with a live animal has a moral obligation to conduct themselves with the highest standards of honor and dignity toward said animal and all people involved. Those ethics are to be used as guidelines for fair treatment of animals while on the property of the Tanana Valley State Fair Association. Exhibitors, owners, or responsible persons in possession of animals on the TVSFA property shall at all times conduct themselves honestly and display good sportsmanship. TVSFA requires all exhibitors, owners, trainers, or responsible persons to be responsible for the care and management of their animals and to keep them healthy, clean, and safe

### SAFETY RULES:

1. Arenas close at 10 PM.
2. Proper headgear and footgear is required.
3. No riding double.
4. Handle horse in a safe manner.
5. Safety and courtesy required.
6. Animals must have proper care.
7. Stallions over 6 months old cannot be handled in 4-H.
8. Lead your horse outside arena areas.
9. A midnight curfew will apply to the livestock buildings, barns, and parking areas.
10. Quiet hours of 11 PM to 6 AM must be observed.
3. No advertising posted on stalls.
4. No personal padlocks on stalls.
5. No storage or feed outside of stalls.
6. Do not leave horse in stall with tack on.
7. No dogs allowed in barns or stall areas.
8. Horses and equipment must be stalled in appropriate areas.
9. **STALLS ARE TO BE CLEANED EACH DAY.**  
Cleaning means picking out manure and wet shavings. Bedding does not have to be taken down to mats, except when a horse is checked out of the Fairgrounds. **If you leave your stall dirty, you will be charged a FEE to have it cleaned.** This is your responsibility and part of the program.
10. Manure must be deposited in designated area only.

### BARN AND STALL RULES:

1. No unauthorized motor vehicles in arenas or barns.
2. No smoking in barns or stall areas.



## Department 5A

### 4-H Horse Show



### 4-H HORSE SHOWS

**August 1 – August 3**

**DRESS CODE:** Fitting and showing: All exhibitors are required to wear black pants, white, long-sleeved shirt (tucked in), belt, appropriate riding boots, and a western hat or an ASTM/SEI approved riding helmet. Western and English Division: Refer to **The Alaska 4-H Horse Rules Book** for attire appropriate for discipline. Chaps are prohibited in bareback equitation. Western Chaps are optional in Stock Seat Equitation, Trail, Reining, Gymkhana, and Western Games. English half chaps and paddock boots are allowed; however, boots must match chaps in black or brown.

**HELMETS:** An ASTM and SEI approved riding helmet is required anytime a rider is mounted on a horse.

**ELIGIBILITY:** All Divisions will be divided by rider ability: advanced, intermediate, beginner, and

### SUPERINTENDENT

Tessa Miller  
347-6503

### HORSE STALLS

Chris Worker  
Connie Seekins

### DIVISIONS

Novice, Beginner,  
Intermediate, Advanced

### ENTRY DAY

Online Entry Closes  
July 16 at 7PM

Date and Location TBD  
By Superintendent

novice beginner. Novice Beginner is a walk/trot Division only and may not cross-enter any Division requiring a canter/lope. Riders showing over fences Division must enter and be riding at the intermediate hunt seat equitation level on the flat. Please see your 4-H leader or Equine Superintendent for more information. Ability levels to be jointly determined by 4-H member, parent, and 4-H leader based on **"The Alaska 4-H Horse Show Rule Book."** Freestyle pattern requirements, Dressage tests, and Reining pattern can be obtained from the Tanana District 4-H office or the 4-H Horse Fair Show Committee. Special Fair Theme ribbons will be given to clubs that participate in decorating stalls in the Fair theme, Costumes for Equine and/or their exhibitors dressed to represent the current fair theme, "Shepherd in Paradise", the Fair Colors-Red, Orange, & Yellow, or the Fair Flower-Sunflower.

#### 4-H FAIR CHAMPION OR RESERVE CHAMPION AWARDS:

Champion and Reserve Champion will be awarded in all ability levels for Division A, B, and C only. To qualify for these awards exhibitors must compete in the following:

##### ***Beginner, Intermediate, and Advanced Riders:***

Horse Skills Division A, Classes 1, 2 & 3

Western Rider-Division B, Classes 1, 2, 3 & 4

English Rider-Division C, Classes 1, 2, 3 & 4

##### ***Novice Beginner:***

Horse Skills Division A, Classes 1, 2, & 3

Western Rider-Division B, Classes 2, 3 & 4

English Rider-Division C, Classes 2, 3, & 4

#### 4-H OVERALL CHAMPION OR RESERVE CHAMPION AWARDS:

To qualify for these awards exhibitors must compete in the following:

##### ***Beginner, Intermediate, and Advanced Riders:***

Division A, Classes 1, 2 & 3

Division B, Classes 1, 2, 3 & 4

Division C, Classes 1, 2, 3 & 4

##### ***Novice Beginner:***

Division A, Classes 1, 2 & 3

Division B, Classes 2, 3 & 4

Division C, Classes 2, 3 & 4

#### SUB-DIVISIONS:

Add the appropriate letter below to the Class Number:

A. Advanced

I. Intermediate

B. Beginner

N. Novice Beginner

\*Novice Beginner may not cross-enter into any Division requiring canter/lope.

#### Division A ————— 4-H Horse Skills

All exhibitors must be entered in 4-H

Horse Skills Division

Class 1 Herdsmanship

Class 2 Fitting & Showing

Class 3 Horse Record Book

#### Division B ————— 4-H Western Rider

Class 1 Bareback Equitation

(Advanced, Intermediate, and Beginner levels only)

Class 2 Stock Seat Equitation

Class 3 Trail-Western

Class 4 Judges Command-Western

#### Division C ————— 4-H English Rider

Class 1 Bareback Equitation

(Advanced, Intermediate, and Beginner levels only)

Class 2 Hunt Seat Equitation

Class 3 Trail-English

Class 4 Judges Command-English

Class 5 Hunter Hack (Advanced & Intermediate riders only)

Class 6 Warm up Qualifier for Hunt Seat over Fences (Advanced & Intermediate riders only) **is a mandatory pre-qualifier for Division C, Class 7**

Class 7 Hunt Seat over Fences (Advanced & Intermediate riders only)

#### Division D 4-H Horse/Special Division

***Class 1 & 2 may only enter Western or English. Not both.***

Class 1 Freestyle (one ride only, Western **or** English, pattern to music)

Class 2 Dressage (one ride only, Intro Level A, Training Level 1, First Level 1)

Class 3 Reining (Advanced & Intermediate riders only)

Class 4 Versatility: Western to English (Advanced & Intermediate riders only)

***Classes 5 – 7 must qualify in each class. See Equine Superintendent for more info.***

Class 5 Medals: Fitting & Showing (Advanced & Intermediate riders only)

Class 6 Medals: Western Equitation (Advanced & Intermediate riders only)

Class 7 Medals: English Equitation (Advanced & Intermediate riders only)

# Department 5B

## Equine Fair Halter & Costume

### **FAIR HALTER SHOW**

Wednesday, August 3, 6PM

**ENTRIES:** Refer to Livestock Entry Rules at the beginning of Department 4. You may also mail your entry to the Fair Office. Send it Attn: Equine Superintendent. Online entry closes July 22. Mail-in entries must also be **received** by Friday, July 22, 2022.

**If Division has under 3 participants Divisions will be combined.**

**STALL RESERVATIONS:** All exhibitors wishing to reserve stalls must have the following items turned into the Stall Manager on Entry Day. You may also turn these items to the Fair Office prior to Entry Day–

- 1) Stall cards (one needed for each animal entered).
- 2) Copy of negative EIA (Coggins test). This will not be returned. The test must have been done within the current calendar year.
- 3) \$20 deposit check per stall (no cash).

**Late Reservations will be charged \$10 per stall per day.** Stall check-in will be through the Stall Manager starting the evening of Thursday, July 29th. The Stall Manager's hours will be posted on Entry Day. Stalls may be reserved only for horses that are entered in Fair shows. Stalls are to be used **ONLY** by horses that are exhibited at the Fair during the time.

**PARKING:** Vehicle entry for the purpose of caring for or exhibiting horses will be made only through the Green Gate (see Fairground map). This area is for Livestock and Equine exhibitors only. **Purchase of parking passes for exhibitors participating in Fair Halter can be arranged through the Show Manager. No parking passes will be sold through the Fair Office or at the gates.** Superintendents and Show Managers have reserved spaces. Failure to honor parking regulations will result in having your vehicle towed. **You must have a valid day pass and parking pass to be allowed entrance through the Green Gate, No Exceptions.**

#### **Division A ————— Stallions at Halter**

All open Division includes draft animals and miniatures.

- Class 1 Weanlings
- Class 2 Yearlings
- Class 3 Two-year olds
- Class 4 Aged

#### **Division B ————— Geldings at Halter**

- Class 1 Yearlings
- Class 2 Two-year olds
- Class 3 Aged

#### **Division C ————— Mares at Halter**

- Class 1 Weanlings
- Class 2 Yearlings
- Class 3 Two-year olds
- Class 4 Aged

#### **Division D ————— Ponies at Halter**

- Class 1 Stallions
- Class 2 Geldings

#### **Class 3 Mares**

#### **Division E ————— Donkeys at Halter**

- Class 1 Stallions
- Class 2 Geldings
- Class 3 Mares

#### **Division F ————— Mules at Halter**

- Class 1 Stallions
- Class 2 Geldings
- Class 3 Mares

#### **Division G ————— Fair Theme Costume Contest**

Costumes for Equine and/or their exhibitors dressed to represent the current fair theme, **"Shepherd in Paradise"**, the Fair Colors-Red, Orange, & Yellow, or the Fair Flower-Sunflower. **Exhibitors are encouraged to provide a written bio or explanation of their interpretation to be read by the announcer while the exhibitor parades the arena.**

### **SUPERINTENDENT**

Gabriele Larry  
907- 460-6875

### **HORSE STALLS**

Chris Worker  
Connie Seekins

### **ENTRY DAY**

Online Entry closes  
July 22 at 7PM  
Entry Registration Drop Off\*  
Saturday, July 23  
1-5 pm  
Borealis Pavilion  
\*Drop Off entry is for in person registration. Do not bring your animals.



## Department 6 Agricultural Education



This Department is open to any FFA (Future Farmers of America) member, with current membership who desires to enter projects related to SAE (Supervised Agricultural Experience), CDE (Career Development Event), or Classroom activities.

### **GENERAL RULES**

1. All exhibits must be a result of an FFA SAE project, Career Development Events, or classroom activities from the current project year.
2. Exhibitors are encouraged to participate in interview judging on the scheduled presentation day.
3. All exhibits must be neat, and properly prepared for exhibition and judging.
4. Non-perishable exhibits are to be picked up by 6 pm Friday, August 12.
5. FFA entries are subject to Fair entry rules and procedures.

### **FFA Chapters in the Tanana Valley**

Delta Junction, New Horizons FFA: Fairbanks FFA, Fairbanks North Star School District: North Pole FFA, North Pole High School; UAF Collegiate FFA

**Special Preparations:** Names must be covered in every place they appear on the exhibit, prior to entry.

#### **Division A — Supervised Agricultural Experience**

- Class 1 Individual Project Presentation
- Class 2 Group Project Presentation
- Class 3 Other

#### **Division B — Career Development Events**

- Class 1 Team Presentation
- Class 2 Other

#### **Division C — Leadership Development Events**

- Class 1 Prepared Public Speaking
- Class 2 Extemporaneous Speaking
- Class 3 Parliamentary Procedure
- Class 4 Creed
- Class 5 Other

#### **Division D — Classroom/Chapter Instruction**

- Class 1** Individual Project Presentation
- Class 2** Group Project Presentation
- Class 3** Other

### **SUPERINTENDENTS**

Lilli Wilcher  
907-750-6446  
Priscilla Rice  
907-247-3570

### **ENTRY DAYS**

*Online Entry closes  
July 22 at 7PM*

Entry Drop Off  
Saturday, July 23, 1-6PM  
Sunday, July 24, 11-2PM  
Kiwanis Building

### **PRESENTATION DAY**

Big Top Tent  
Aug 5, 12-4PM

### **PICK UP DAY**

Monday, August 8 2-6PM

## Department 7A Culinary

**Special Preparations:** Unless it will harm the products, enclose your exhibits in plastic bags. A printed recipe, wrapped in plastic, **MUST** be submitted with each entry. Failure to enclose recipes in plastic will result in a deduction from the overall score on the entry. This information will help in judging. Be sure to include the exact number or amount of each product as indicated (printed in parentheses after the Division). **DO NOT** bring exhibits in expensive or irreplaceable containers. If you have unusual or interesting information about your exhibit, such as sugar-free or fat-free, attach an explanation for the judges.

**Any Culinary entries deemed unsafe for consumption by the Superintendent or Judges will be disqualified. Hair, mold, or other foreign objects found in food entries or on food containers will result in that entry's automatic disqualification.** In the interest of our Judge's health, this rule pertains to both Junior and Adult Divisions. There are Divisions for Alternative ingredients. These are special preparations for intolerance or allergies, such as Lactose-free, Gluten-free and Sugar-free.

### **SUPERINTENDENT**

LeAnn Lancaster  
334-520-9672

### **ENTRY DAYS**

Badger Hall  
**Junior**

*Online Entry closes  
July 27 at 7PM*

Entry Drop Off  
Thursday, July 28, 1-6PM  
**Adult**

*Online Entry closes August 1*  
Entry Drop Off  
Tuesday, August 2, 1-6PM

### **PICK UP DAYS**

Badger Hall  
**Junior**

Tuesday, August 2, 1-6PM  
**Adult**

Monday, August 8, 1-6PM

For more information about exhibiting in this Department please refer to the handbook available online. Any exhibits remaining after Pick-up Day will be disposed of immediately.

### JUNIOR CULINARY

All Junior Divisions are identical to Adult Divisions but are labeled with double letters. Please add the appropriate sub-Class letter to the Class number.

a. Age 7 and under

b. Age 8 to 11

c. Age 12 to 16

d. Multi-age/group

#### **Division A ————— Yeast Breads**

Whole loaf will be shown.

Class 1 White

Class 2 Whole Grain

Class 3 Rye

Class 4 Onion

Class 5 Batter Breads

Class 6 Fruit and/or Nut Breads

Class 7 Nationality Breads, Sweet/Plain

Class 8 Oatmeal Bread

Class 9 Cheese Bread

Class 10 Potato

Class 11 Cinnamon

Class 12 Herb

Class 13 Combination

Class 14 Alternative Ingredients

#### **Division B ————— Sourdough**

Class 1 Bread

Class 2 Rolls (6)

Class 3 Cake

Class 4 Biscuits (6)

Class 5 Muffins (6)

Class 6 Quick Breads

Class 7 Alternative Ingredients

#### **Division C ————— Yeast Rolls**

Class 1 Dinner Rolls, Sandwich Buns, White (6)

Class 2 Dinner Rolls, Whole Grain (6)

Class 3 Dinner Rolls, Onion, Cheese, Herb, or Seed (6)

Class 4 Fancy Rolls, Sweet (6)

Class 5 Coffee Bread-Sweet Dough, not Loaf

Class 6 Bread Sticks (6)

Class 7 Bagels, Pretzels (6)

Class 8 Alternative Ingredients

Class 9 Other

#### **Division D ————— Quick Breads and Biscuits**

Breads must be whole loaves, not minis

Class 1 Fruit Bread

Class 2 Vegetable Bread

Class 3 Corn Bread

Class 4 Grain Bread

Class 5 Gingerbread

Class 6 Plain Muffins (6)

Class 7 Grain Muffins (6)

Class 8 Fruit Muffins (6)

Class 9 Vegetable Muffins (6)

Class 10 Biscuits (Baking Powder) (6)

Class 11 Cake Donuts (6)

Class 12 Pretzels (6)

Class 13 Scones (6)

Class 14 Coffee Cake

Class 15 Strudel

Class 16 Combination

Class 17 Alternative Ingredients

#### **Division E ————— Cookies**

Class 1 Rolled Sugar (includes Springerle) (6)

Class 2 Drop (includes Toll House) (6)

Class 3 Sheet/Bar (6)

Class 4 Brownies (6)

Class 5 Filled (6)

Class 6 Pressed Cookies (6), (made w/ Cookie Press/Tube)

Class 7 Icebox (6)

Class 8 Molded (6), (Includes Rolled, Ball, Finger, Molded)

Class 9 Unbaked (6) (Not eligible for Bake-Off)

Class 10 Biscotti (6)

Class 11 Alternative Ingredients

Class 12 Other (6)

#### **Division F ————— Cakes**

Whole cake is to be shown. It must be removed from pan. Includes frosted or unfrosted.

##### Sponge Cakes

Class 1 Angel Food

Class 2 Sponge (includes tea cake)

Class 3 Chiffon

Class 4 Jelly Roll

Class 5 Alternative Ingredients

##### Butter Cakes

Class 6 White

Class 7 Chocolate

Class 8 Spice (incl. Applesauce, Date, and other Fruit or Vegetable)

Class 9 Upside-Down Cake

Class 10 Cupcakes (6)

Class 11 Pound Cake

Class 12 Yellow or Gold Cake

Class 13 Cheesecake, Baked

Class 14 Cheesecake, Unbaked (Not eligible for bake-off)

Class 15 Tortes

Class 16 Alternative Ingredients

Class 17 Other

##### Decorated Cakes

Class 18 Novelty

Class 19 Special Events

Class 20 Fair Theme Related



##### Theme Related Decorated Cakes

##### Division F: Class 20

Decorate your cake to represent the current fair theme, **"Shepherd in Paradise"**, the Fair Colors-Red, Orange, & Yellow, or the Fair Flower-Sunflower.

#### **Division G ————— Pies**

Whole pie will be shown. All crusts must be homemade. Pre-made commercial crusts are not allowed.

Class 1 Fruit

Class 2 Cream

Class 3 Pumpkin, Other Vegetable

Class 4 Chiffon

Class 5 Custard

Class 6 Nut

Class 7 Tarts (3)

Class 8 Combination

Class 9 Cobblers or Crisps

Class 10 Alternative Ingredients

Class 11 Other

#### **Division H ————— Baking with Mixes**

Entries in this Division may use prepared mixes as a base, but must include other ingredients and/or methods of preparation. Recipe must be included.

Class 1 Cake

Class 2 Cookies (6)

Class 3 Quick Bread

Class 4 Pie, including Mock Pie

Class 5 Cupcakes (6)

Class 6 Yeast Bread

Class 7 Alternative Ingredients

**Division I ————— Candies**

At least 6 pieces must be shown.

Class 1 Brittle

Class 2 Caramel (including Turtles)

Class 3 Caramel Corn (Sealable Sandwich Bag)

Class 4 Chocolate Coated (Bark, Cluster)

Class 5 Divinity

Class 6 Fondant (Cream, Mint)

Class 7 Fudge

Class 8 Hard Candy, Lollipop

Class 9 Molded

Class 10 Taffy

Class 11 Toffee

Class 12 Uncooked Candy

Class 13 Truffles

Class 14 Alternative Ingredients

Class 15 Other

**Division J ————— Professional**

This Division is for adult exhibitors who have been paid for baked goods, decorated cakes and other culinary creations. Entries will be judged but are not eligible for a monetary reward.

Use Divisions A-I for Division and Class numbers and descriptions.

**Division Z ————— NON-COMPETITIVE**

## Department 7D Bake-Off

**Selection:** Bake-Off contestants are selected from winning entries in Division A through G (adult) and Division AA through GG (junior) in the Culinary Department according to points awarded by the judges. Only baked products are eligible.

**Notification:** Telephone notifications will be given to each contestant whose phone number appears on the exhibit tag. The Superintendent will need to know the amount of time needed to complete the recipe.

**For more information about exhibiting in this Department, please refer to the handbook available on the TVSFA website.**

**Competition:** The Superintendent shall assign a time for each participant to bake the qualifying entry. Failure to bake at the assigned time or inability to complete entry without help shall disqualify the participant. An electric range, microwave, electrical outlets, refrigeration, and water shall be supplied. All other utensils and ingredients must be supplied by the contestant. You may measure bulk ingredients (flour, sugar, shortening) beforehand and bring in plastic bags or containers. Complete recipe must be turned into the Superintendent at the time of competition. Strict health/cleanliness regulations will be observed. Contestants will Bake-Off as assigned.

**SUPERINTENDENT****Junior**

Brittney Cameron  
(601) 522-9120

**Adult**

Brittany Cameron  
(601) 522-9120

**CONTEST DAYS****Junior**

August 3 & 4

**Adult**

August 4

See box below for specifics.

**Division AA ————— Junior Bake Off**

Class 1 Contestants selected from Division AA-Yeast Breads, Division BB-Sourdough, Division CC-Yeast Rolls, and Division DD-Quick Breads and Biscuits

Class 2 Contestants selected from Division EE-Cookies, Division FF-Cakes, and Division GG-Pies

**Division A ————— Adult Bake-Off**

Class 1 Contestants selected from Division A-Yeast Breads, Division B-Sourdough, Division C-Yeast Rolls, and Division D-Quick Breads and Biscuits

Class 2 Contestants selected from Division E-Cookies, Division F-Cakes, and Division G-Pies

**Contest Days**

**August 3:** 7AA – DD begins at 6PM

**August 4:** 7A – G begins at Noon

7EE-GG TBD

**Spenard Test Kitchen-Borealis Pavilion**

## Department 8 Food Preservation

### SUPERINTENDENT

Linda Stanley  
907-347-4213

### ENTRY DAYS

Badger Hall  
Online Entry closes  
July 22 at 7PM  
Entry Drop Off  
Saturday, July 23, 1-6PM  
Sunday, July 24, 11-2PM

### PICK UP DAY

Badger Hall  
Monday, August 8, 2-6PM

**Special Preparation:** Containers should be standard type canning jar when applicable or of clear glass (no aluminum cans) and must be completely labeled with the name of product, date of preparation, canning method, and length of processing time.


Vegetables and meats should be canned by the pressure cooker method. Jams, Jellies, and Soft Spreads must be prepared using the water bath method. **Inversion method & paraffin wax is not accepted on any food preservation entry. PLEASE BRING A DUPLICATE ENTRY FOR DISPLAY WITH YOUR JUDGED ENTRY. ONE WILL BE ON DISPLAY, THE OPENED REFRIGERATOR. THIS HELPS OUR DIVISION LOOK MORE ROBUST AND INTERESTING, RATHER THAN HAVING EVERY ENTRY IN THE REFRIGERATOR.**

All containers will be opened, and contents will be inspected by the judges. Any product not properly sealed will be disqualified. To avoid food waste, an exhibitor may bring a duplicate entry for display with their judged entry. For entries with duplicates, the judged entry will be stored in refrigeration for pick-up by the exhibitor.

**Handbooks:** Please refer to the Alaska Cooperative Extension Booklet, "Attractive & Safe Food Preservation Exhibits," for exhibit preparation. You may obtain copies by calling 474-1530 or visit [cespubs.uaf.edu/publications](http://cespubs.uaf.edu/publications), keywords 'attractive & safe.'

**Labels:** Note the date the product was sealed/prepared, complete name of product, pounds of pressure (if appropriate) and canning method. State amount of alcohol used in alcoholic beverages. **Failure to label entries correctly will result in disqualification.** See diagram for an example of how to label entries properly. All entries must be labeled. If possible, place the label on the jar rather than the lid.

### Proper Jar Labeling



Carrots  
July 2, 2018  
Hot Pack  
25 minutes  
11 lbs.

### Division A — Jams

- One jar each
- Class 1 Raspberry
- Class 2 Blueberry
- Class 3 Cranberry
- Class 4 Strawberry
- Class 5 Salmonberry
- Class 6 Other Fruits
- Class 7 Combinations
- Class 8 Peaches

### Division B — Jellies

- One jar each
- Class 1 Raspberry
- Class 2 Blueberry
- Class 3 Cranberry
- Class 4 Strawberry
- Class 5 Rosehip
- Class 6 Other Fruit
- Class 7 Non-Fruit
- Class 8 Combinations

### Division C — Other Soft Spreads

- One jar/bottle each
- Class 1 Preserves
- Class 2 Conserves
- Class 3 Marmalades
- Class 4 Fruit Butters
- Class 5 Nut Butters
- Class 6 Syrups
- Class 7 Other
- Class 8 Combination

### Division D — Pickles & Relishes

- One jar each
- Class 1 Mixed Pickles
- Class 2 Green Tomato Pickles
- Class 3 Cucumbers, Dill
- Class 4 Cucumbers, Sweet
- Class 5 Bread & Butter Pickles
- Class 6 Beet Pickles
- Class 7 Zucchini Pickles
- Class 8 Watermelon Pickles
- Class 9 Other Pickles

### JUNIOR FOOD PRESERVATION

All Junior Divisions are identical to Adult Divisions, but are labeled with double letters (e.g., Division A becomes Division AA, Division B becomes Division BB). Please add the appropriate sub-Class letter to the Class number.

a. Age 7 and under      b. Age 8 to 11      c. Age 12 to 16

### Class 10 Relishes, Vegetable

- Class 11 Relishes, Fruit
- Class 12 Chutneys
- Class 13 Flavored Vinegar
- Class 14 Mustard
- Class 15 Salsa
- Class 16 Catsup
- Class 17 Other Relishes

### Division E — Canned Vegetables

- One jar each
- Class 1 Beans, Green or Wax
- Class 2 Beets
- Class 3 Carrots
- Class 4 Broccoli/Cauliflower
- Class 5 Greens, incl. Spinach, Chard
- Class 6 Other Vegetables
- Class 7 Mixed Vegetables
- Class 8 Sauces (including Tomato)
- Class 9 Soup
- Class 10 Sauerkraut

**Division F ————— Canned Fruit**

One jar each

Class 1 Rhubarb

Class 2 Blueberries

Class 3 Raspberries

Class 4 Other Fruits

Class 5 Combinations

Class 6 Cranberry Sauces

Class 7 Other Sauces (incl. Applesauce)

Class 8 Pie Filling

**Division G ————— Meat and Fish**

All entries will be opened.

Class 1 Salmon, not Smoked, Canned

Class 2 Salmon, Smoked, Canned

Class 3 Other Fish/Seafood

Class 4 Game

Class 5 Mincedmeat

Class 6 Other Meat

Class 7 Meat soups (including Game Meats)

**Division H ————— Beverages**

One bottle or container.

Class 1 Fruit Juice

Class 2 Vegetable Juice

Class 3 Root Beer

**Classes 4-12 for Adults only, 21+**

Class 4 Liqueurs

Class 5 Cordials

Class 6 Wines, Red

Class 7 Wines, White

Class 8 Wines, Rose

Class 9 Beer, Ale

Class 10 Beer, Lager

Class 11 Beer, Other

Class 12 Sherry

**Division I ————— Frozen Foods**

Frozen items judged on appearance, packaging, and taste, if applicable.

Products will be thawed only if necessary to reach a judging decision.

Freezer will be provided by the TVSFA.

Class 1 Frozen Desserts

Class 2 Ice Cream and Sherbets

**Division J ————— Dried Foods**

Enclose in jar or vacuum sealed.

Class 1 Dried Fish

Class 2 Meat Jerky

Class 3 Vegetables

Class 4 Fruits &amp; Berries

Class 5 Herbs

Class 6 Fruit Leathers

Class 7 Nuts &amp; Seeds

Class 8 Tea

Class 9 Mushrooms

Class 10 Rhubarb

Class 11 Other

**Division K Natural Honey & Beekeeping Products**

Class 1 Extracted Honey-Fireweed

Class 2 Extracted Honey-Other

Class 3 Comb Honey-Square Wood Section

Class 4 Comb Honey-Round Cabana Section

**Division L ————— Baby Food**

Class 1 Meats

Class 2 Fruits

Class 3 Vegetables

Class 4 Other

**Division M ————— Collections**

Class 1 Pickles

Class 2 Jams and Jellies

**Division N ————— Cheese**

Class 1 Soft

Class 2 Hard

Class 3 Semi-Soft

Class 4 Semi-Hard

**Division Z ————— NON-COMPETITIVE**

# Thank you

for entering  
in and supporting the  
2021 TVFSA  
Competitive Exhibits Program.

We look forward to  
seeing you in  
2022!



## Tanana Valley State Fair

A S S O C I A T I O N

# Department 9

## Sewing

### SUPERINTENDENT

Dianne Christiansen  
907-978-1594

### ENTRY DAYS

Upper Totem  
Online Entry closes  
July 22 at 7PM  
Entry Drop Off  
Saturday, July 23, 1-6PM  
Sunday, July 24, 11-2PM

### PICK UP DAY

Upper Totem  
Monday, August 8 2-6PM

**Special Preparation:** Entries must be clean and have a new appearance (not previously worn). Articles may be entered in clear plastic bags for their protection, if desired, but will be removed for judging and display. Exhibits made from kits or adapted from kits must be so identified on the exhibit tag. No labels or nametags should be attached; if so, they will be covered for judging. Judging in this Department is based on construction and workmanship.

For more information about exhibiting in this Department, please refer to the handbook available online at [www.tvfsa.org](http://www.tvfsa.org).

### JUNIOR SEWING

All Junior Divisions are identical to Adult Divisions, but are labeled with double letters (e.g., Division A becomes Division AA, Division B becomes Division BB). Please add the appropriate sub-Class letter to the Class number.

a. Age 7 and under

b. Age 8 to 11

c. Age 12 to 16

#### **Division A — Men's and Women's Clothing- Woven Fabrics**

Class 1 Shirt/Blouse

Class 2 Dress

Class 3 Pant/Shorts

Class 4 Skirt

Class 5 Jacket, Non-Tailored

Class 6 Ensemble (2 or more pieces)

Class 7 Loungewear/Nightwear

#### **Division B — Men's and Women's Clothing- Knit Fabrics**

Class 1 Shirt/Dress

Class 2 Pant/Skirt

Class 3 Loungewear/Nightwear

Class 4 Lingerie

Class 5 Swimwear

Class 6 Ensemble (2 or more pieces)

#### **Division C Children's/Infant's Clothing- All Fabrics**

Class 1 Shirt/Dress-Woven Fabric

Class 2 Shirt/Dress-Knit Fabric

Class 3 Ensembles -Woven Fabric

Class 4 Ensembles-Knit Fabric

Class 5 Outerwear

Class 6 Sleepwear

Class 7 Pants

#### **Division D Outer Wear-Men's, Women's, & Children's**

Class 1 Parka/Coat -Woven Fabric

Class 2 Parka/Coat-Fake Fur

Class 3 Parka/Coat -Knit (incl. Polar Fleece)

Class 4 Insulated Coat/Jacket

Class 5 Insulated pant/Coveralls

Class 6 Summer Parka/Kuspuk

Class 7 Raincoat/Jacket

#### **Division E — Formal Wear**

Class 1 Wedding Dress

Class 2 Formal Ensemble

Class 3 Party/Pageant Dress

Class 4 Children's Party/Special Occasion

Class 5 Evening Outerwear

Class 6 Christening Dress/Outfit

#### **Division F — Accessories**

Class 1 Winter Accessories-Fur/Leather

Class 2 Winter Accessories-Cloth

Class 3 Vest

Class 4 Bag

Class 5 Hat

Class 6 Apron

Class 7 Tie

#### **Division G — Other Specialty Sewing**

Judging will include design, creativity, handiwork, in addition to basic construction

Class 1 Smocked Clothing

Class 2 French Heirloom (Hand Sewing by Machine)

Class 3 Hand-Sewn Clothing

Class 4 Tailoring

Class 5 Fur/Leather

Class 6 Costume

Class 7 Other

#### **Division H — Household Items**

Enter non-sewn holiday crafts into Department 12-Creative Arts. This

Division is only for items that are primarily sewn by hand or machine and are judged on construction.

Class 1 Kitchen Ensembles (2 or More Coordinated Items)

Class 2 Table Linen

Class 3 Blanket/Throw-Not Quilted

Class 4 Pillow

Class 5 Wall Hanging-Not Quilted

Class 6 Crib Set

Class 7 Potholder

Class 8 Pillowcase

#### **Division I — Pieced Clothing**

Class 1 Vest

Class 2 Jacket

Class 3 Shirt/Dress

Class 4 Accessories

#### **Division J — Toys**

Enter Dolls and doll accessories into Department 18-Dolls. Items to be judged on detail work, such as embroidery or needlepoint, should be entered to Department 21-Needlework.

Class 1 Stuffed Animal, 12" or under

Class 2 Stuffed Animal, over 12"

Class 3 Cloth Toy, No Animals

#### **Division Z — NON-COMPETITIVE**

## Department 9B

### Fashion Show

**Special Preparation:** Entries in the Fashion Show are judged by appearance only. There are no restrictions on materials or methods. Entries can be made at any time but cannot have been exhibited previously at the Tanana Valley State Fair. Garments must be the work of the exhibitor but may be modeled by someone else. If the model will be appearing in more than one garment, contact the Superintendent to assure adequate time for clothing change. **Entries should be brought to the Fashion Show and not dropped off on Entry Day.** Online entry preferred.

#### JUNIOR FASHION SHOW

All Junior Divisions are identical to Adult Divisions, but are labeled with double letters (e.g., Division A becomes Division AA, Division B becomes Division BB). Please add the appropriate sub-Class letter to the Class number.

a. Age 7 and under	b. Age 8 to 11	c. Age 12 to 16
<b>Division A ————— Women's Clothing</b>	<b>Division B ————— Men's Clothing</b>	
Class 1 Dresses, Daytime	Class 1 Suits	
Class 2 Formal Wear	Class 2 Formal Wear	
Class 3 Daytime, Casual Wear (including Vests)	Class 3 Daytime, Casual Wear	
Class 4 Coats, Jackets	Class 4 Coats, Jackets	
Class 5 Costumes & Specialty Wear	Class 5 Costumes & Specialty Wear	
Class 6 Wedding Attire	<b>Division C ————— Teens' Clothing</b>	
	Modeled by teens age 12-16 years	
	Class 1 Dresses	
	Class 2 Formal Wear	
	Class 3 Daytime, Casual Wear	
	Class 4 Coats, Jackets	

Class 5 Costumes & Specialty Wear

#### **Division D Children's Clothing**

Modeled by children under 12 years old. Use Divisions listed in Division C.

#### **Division E ————— Group**

Two or more models in coordinated clothing.

Class 1 Wedding Attire

Class 2 Other Coordinated Clothing

#### SUPERINTENDENT

Rosalyn Baird  
907-479-3703

#### ENTRY DAYS

Upper Totem  
Online Entry closes  
July 22 at 7PM  
Entry Registration Drop Off\*  
Saturday, July 23, 1-6PM  
Sunday, July 24, 11-2PM  
\*Bring entries to the  
Fashion Show.

#### CONTEST DATE

Big Top Tent  
July 29, 4:30PM

## Department 10

### Spinning & Weaving

**Special Preparation:** Exhibitors must indicate on the exhibit tag if item made is from a kit. Include a 3x5 card which describes fiber, materials, and techniques in cases where it is not obvious.

<b>Division A ————— Woven Clothing</b>	Class 6 Other Rugs
Class 1 Scarves	<b>Division D ————— Decorative Weavings</b>
Class 2 Purses/Bags	Class 1 Miniature (under 12"x12")
Class 3 Other Accessories	Class 2 Two-Dimensional (flat)
Class 4 Shawl/Poncho	Class 3 Three-Dimensional
Class 5 Other Garments	<b>Division E ————— Wet Felting</b>
<b>Division B ————— Woven Yardage</b>	Class 1 Wearable-Raw Fleece
Class 1 Clothing	Class 2 Non-Wearable-Raw Fleece
Class 2 Household	Class 3 Wearable-Knit, Crochet, or Woven
Class 3 Other	Class 4 Non-Wearable-Knit, Crochet, or Woven
<b>Division C — Woven Household Goods</b>	Class 5 Other
Class 1 Throws/Blankets/Coverlets	<b>Division F ————— Needle Felting</b>
Class 2 Pillows/Curtains/Upholstered Items	Class 1 Pictorial
Class 3 Table linen	Class 2 Small Figures (4" or less)
Class 4 Towels	Class 3 Large Figures (more than 4")
Class 5 Rag/Looper Rugs	

#### SUPERINTENDENTS

Kate Hedstrom  
(907) 590-1420  
Rob Cermak  
(907) 451-0975

#### ENTRY DAYS

Badger Hall  
Online Entry closes  
July 22 at 7PM  
Entry Drop Off  
Saturday, July 23, 1-6PM  
Sunday, July 24 11-2 PM

#### PICK UP DAYS

Monday, August 8, 2-6PM  
Badger Hall

Class 4 Ornaments

Class 5 Other

#### **Division G ————— Basketry**

Class 1 Spoke

Class 2 Ribbed

- Class 3 Plaited
- Class 4 Coiled
- Class 5 Wicker
- Class 6 Combined/Other

#### **Division H ————— Bobbin Lace**

- Class 1 Bookmark
- Class 2 Edging or Trim
- Class 3 Doily or Medallion
- Class 4 Ornament or Seasonal
- Class 5 Other

### **HANDSPUN-WOVEN/ NON-WOVEN**

#### **Division I ————— Handspun Clothing**

Use Class numbers listed in Division A.

#### **Division J ————— Handspun Yardage**

Use Class numbers listed in Division B.

#### **Division K Handspun Household Goods**

Use Class numbers listed in Division C.

#### **Class L - Handspun Decorative Weaving**

Use Class numbers listed in Division D.

#### **Division M ————— Handspun Skeins**

Indicate method of preparation,  
include sample of raw material.

Minimum: 25 yards

- Class 1 Wool
- Class 2 Silk
- Class 3 Cotton
- Class 4 Linen, Other Baste Fibers
- Class 5 Hair
- Class 6 Down
- Class 7 Synthetic, Other New Fibers  
(e.g., Soy, Bamboo)
- Class 8 Blends
- Class 9 Novelty

#### **Division N ————— Handspun Collection**

A collection is three items minimum.

Indicate method of preparation,  
include sample of raw material.

- Class 1 One each of Class 1 - 7 in Div. M
- Class 2 Class 2 One Fiber Selection of  
Techniques (novelty) 3 skeins  
minimum

- Class 3 Blend Collection, 3 skeins  
minimum

- Class 4 Handspun/Commercial Blend

- Class 5 Other

### **HAND-DYEING**

Commercial or handspun allowed

#### **Division O ————— Synthetic Dyes**

- Class 1 Solid Colors
- Class 2 Multi-Colored
- Class 3 Ikat
- Class 4 Tie-Dye
- Class 5 Batik
- Class 6 Shibori
- Class 7 Collection (3 minimum)
- Class 8 Painting on Silk

#### **Division P ————— Natural Dyes**

Use Class numbers listed in Division O

## **JUNIOR SPINNING & WEAVING**

The Junior Grand Champion receives a Rosette, and an additional prize from the Department 10 sponsor:

### **Fairbanks Weavers and Spinners Guild**

Please add the appropriate sub-Class letter to the Class number

- a. Age 7 and under
- b. Age 8 to 11
- c. Age 12 to 16

#### **Division AA — Woven Clothing- Junior**

- Class 1 Scarves
- Class 2 Purses/Bags
- Class 3 Other Accessories
- Class 4 Shawl/Poncho
- Class 5 Other Garments

#### **Division BB – Woven Household Goods- Junior**

- Class 1 Hot Pads
- Class 2 Table Linens
- Class 3 Pillows
- Class 4 Rugs
- Class 5 Other

#### **Division CC Decorative Weavings-Junior**

- Class 1 Miniature (less than 12"x12")
- Class 2 Two-Dimensional (flat)
- Class 3 Three-Dimensional
- Class 4 God's Eye

#### **Division DD —Handspun Designs-Junior**

- Class 1 Clothing
- Class 2 Household Goods
- Class 3 Wall Hangings

#### **Division EE — Handspun Skeins-Junior**

- Class 1 Wool
- Class 2 Silk
- Class 3 Cotton
- Class 4 Linen, Other Baste Fibers
- Class 5 Hair
- Class 6 Down
- Class 7 Synthetic, Other New Fibers  
(e.g., Soy, Bamboo)
- Class 8 Blends
- Class 9 Novelty
- Class 10 Handspun Collection-any  
one listed in Division N (min  
3 yards)

#### **Division FF ————— Felting-Junior**

- Class 1 Wearable Felting-Raw Fleece
- Class 2 Wearable Felting-Woven, Knit  
or Crochet
- Class 3 Pictorial
- Class 4 Ornaments
- Class 5 Figures
- Class 6 Other

#### **Division GG ————— Basketry-Junior**

- Class 1 Spoke
- Class 2 Ribbed
- Class 3 Plaited
- Class 4 Coiled
- Class 5 Wicker
- Class 6 Combined/Other

#### **Division HH ————— Synthetic Dyes-Junior**

- Class 1 Solid Colors
- Class 2 Multi-Colored
- Class 3 Ikat
- Class 4 Tie-Dye
- Class 5 Batik
- Class 6 Shibori
- Class 7 Collection (3 minimum)
- Class 8 Painting on Silk

#### **Division II ————— Natural Dyes-Junior**

Use Class numbers listed in Division HH.

### **Division Z NON-COMPETITIVE**

# Department 11

## Flower Show & Wild Flowers

### The 2022 TVSFA Official Flower is the Sunflower.

**Special Preparations:** Cut Flowers only for Divisions A-R. The Fair Association supplies containers for cut flowers. The exhibitor need not have grown items used in arrangements. Growing Plants only for Divisions S-U.

#### JUNIOR FLOWER SHOW & WILDFLOWERS

All Junior Division are identical to Adult Division, but are labeled with double letters (e.g., Division A becomes Division AA, Division B becomes Division BB). The Junior Flower Show is NOT divided into Sub-Division

#### **Division A — Aster & Chrysanthemums**

Class 1 Giant (Large Double), 3 blossoms

Class 2 Standard, 3 blossoms

Class 3 Dwarfs (Not Daisy), 6 blossoms

Class 4 Daisy, Standard Variety, 6 blossoms

Class 5 Daisy, Dwarf Variety, 6 blossoms

#### **Division B — Bachelor Buttons, Dianthus & Phlox**

Class 1 Bachelor Buttons (Centaurea/ Cornflowers) 6 blossoms

Class 2 Dianthus, Double (Carnations), 6 blossoms.

Class 3 Dianthus, Single, 6 stems

Class 4 Phlox, Tall, 3 stems/clusters

Class 5 Phlox, Dwarf, 3 stems/clusters

#### **Division C — Border & Rock Plants**

Class 1 Ageratum (Floss Flower), 3 clusters

Class 2 Alyssum, 3 clusters

Class 3 Forget-Me-Not, 3 clusters

Class 4 Lobelia, (Border/Trailing), 6 sprays

Class 5 Godetia, Clarkia, 3 stems/spikes

Class 6 Verbena, 6 sprays/clusters

Class 7 Other, 6 blossoms, 3 sprays/clusters

#### **Division D — Dahlias & Zinnias**

Class 1 Dahlias, Giant, over 10", 1 blossom

Class 2 Dahlias, Standard, 3 blossoms under 8"

Class 3 Dahlias, Dwarf, 3 blossoms

Class 4 Zinnias, Giant, 3 blossoms

Class 5 Zinnias, Standard, 3 blossoms

Class 6 Zinnias, Dwarf, 6 blossoms

Class 7 Dinner Plate Dahlias, 8-10" in diameter

#### **Division E — Spikes & Stalks**

Class 1 Delphinium, Giant, 1 spike

Class 2 Delphinium, Standard/dwarf, 3 spikes

Class 3 Foxglove, Lupine, Larkspur, 3 spikes

Class 4 Snapdragons, Tall, Same/Mixed, 3 spikes

Class 5 Snapdragons, Dwarf, Same/Mixed, 6 spikes

Class 6 Stocks, 3 spikes

Class 7 Gladiolus, Tall, 1 spike

Class 8 Gladiolus, Dwarf, 1 spike

Class 9 Other, 3 spikes

Class 10 Other Stalks, 1 each

#### **Division F — Everlastings & Others for Drying**

Class 1 Statice, 3 clusters/spikes

Class 2 Strawflower, 3 blossoms

Class 3 Gypsophila, (Baby's Breath), 3 stems

Class 4 Other, 6 blossoms, 3 clusters/spikes

#### **Division G — Marigolds**

Class 1 Standard (African/ American) 3 blossoms

Class 2 Dwarf (French), 3 blossoms

Class 3 Signet, 3 blossoms

#### **Division H — Pansies**

Class 1 Single Color, 6 blossoms

Class 2 Multi-Colored, 6 blossoms

Class 3 Viola or Johnny Jump-Up, 6 blossoms

#### **Division I — Petunias**

Class 1 Single Color, 3 sprays

Class 2 Multi-Colored, 3 sprays

Class 3 Doubles, 3 sprays

### SUPERINTENDENT

TJ Arvold  
907-460-2194

### ENTRY DAYS

Kiwanis Building

#### **Junior**

Online Entry closes

July 27 at 7PM

Entry Drop Off

Thursday, July 28, 1-6PM

#### **Adult**

Online Entry closes

August 1 at 7PM

Entry Drop Off

Tuesday, August 2, 1-6PM

### PICK UP DAYS

Kiwanis Building

#### **Junior**

Tuesday, August 2, 1-6PM

#### **Adult**

Monday, August 8, 2-6PM

#### **Division J — Flowering Vines**

Class 1 Sweet Pea, Single Color, 6 spikes

Class 2 Sweet Pea, Multicolored, 6 spikes

Class 3 Nasturtiums, 6 blossoms

Class 4 Other, 5 stems/blossoms or 3 sprays

#### **Division K — Roses**

All foliage and thorns removed from stems to the first bud, cluster, or flower.

Class 1 Hybrid Tea (long-stemmed, single blossom), 3 stems

Class 2 Grandiflora (lacy multi-flowered stems), 3 stems

Class 3 Miniature (includes Miniflora), 3 stems

Class 4 Wild & Perennial (Sitka, Tundra, Rugosa) 3 stems

#### **Division L — Lilies**

All foliage removed from stem.

Class 1 Asiatic Hybrids, 1 stem

Class 2 Day Lilies, 1 stem

Class 3 Other, 1 stem

#### **Division M — Sunflowers**

Class 1 Dwarf, 3 blossoms

Class 2 Mammoth, 1 flower

Class 3 Rudbeckia, 3 blossoms

Class 4 Other Sunflower-type, 3 blossoms

**Division N ————— Miscellaneous**

- Class 1 Calendula, 6 blossoms
- Class 2 Columbine, 6 stems
- Class 3 Cosmos, 6 blossoms
- Class 4 Ice Plant, Portulaca,  
Livingston Daisy, 6 blossoms
- Class 5 Impatiens, Balsam &  
Periwinkle, 6 blossoms
- Class 6 Nemesisia, 3 clusters
- Class 7 Nicotiana, 3 stalks
- Class 8 Poppies, 6 blossoms
- Class 9 Trollius, 3 blossoms
- Class 10 Cut Foliage, One Variety,  
3 stems
- Class 11 Other Flower not listed,  
3 stems
- Class 12 Begonias
- Class 13 Geraniums

**Division O — General Garden Display**

- Class 1 Largest Number of Different  
Varieties
- Class 2 Best Collection
- Class 3 Best Bloom in Your Garden

**Division P ————— Fresh Arrangements**

- Class 1 Cut Fresh
- Class 2 Miniature Arrangement (not  
more than 5" in any  
dimension)
- Class 3 Arrangement in Unusual  
Container

**Division Q ————— Dried Arrangements**

- Class 1 Exhibit Book (20-specimen  
minimum)
- Class 2 Single Specimen, Mounted
- Class 3 Multiple Specimens, Mounted
- Class 4 Dried Flower Arrangement
- Class 5 Dried Wildflower Arrangement
- Class 6 Arrangement in Unusual  
Container
- Class 7 Miniature Dried Arrangement,  
not more than 5" in any dimension

**Division R ————— Wildflowers**

- Class 1 Fresh Cut Wildflower, Single  
Variety, 3 stems
- Class 2 Fresh Cut Wildflower,  
Arrangement
- Class 3 Wildflower Arrangement in  
Unusual Container
- Class 4 Miniature Arrangement, not  
more than 5" any dimension

**POTTED PLANTS****Division S — Outdoor Planters/Pots**

- Class 1 Hanging Baskets, One or  
More Varieties
- Class 2 Planters/Pots; One variety  
(includes Ornamental Kale,  
Potted Roses)
- Class 3 Planters/Pots, Two or More  
Varieties
- Class 4 Geranium
- Class 5 Begonia
- Class 6 Creative Design

**Division T — Indoor Potted Plants,  
Flowering**

- Class 1 African Violet
- Class 2 Orchids
- Class 3 Miniature Roses
- Class 4 Other

**Division U — Indoor Potted Plants,  
Foliage**

- Class 1 Cacti
- Class 2 Succulents
- Class 3 Coleus
- Class 4 Ferns
- Class 5 Ivy and Vines
- Class 6 Other
- Class 7 Two or More Varieties  
Together (Dish Gardens,  
Terrariums)

**Division V — Professional**

This Division is for adult professional exhibitors, or who have taught a horticulture or floral design Division. Not eligible for awards, other than Professional Award.

**Use Class numbers from Division A-U.**

**Division Z — NON-COMPETITIVE****Special Prizes**

- Widest Sunflower \$100
- Most Unique Sunflower \$50

**Sponsored by:**



# Department 12

## Creative Arts

**Special Preparation:** Please indicate on exhibit tag or 3"x5" card if item is made or adapted from a kit. Include information on special techniques or items used or included in the making of your project. Original projects and items constructed from kits will be judged separately.

Exhibits will be judged on originality, neatness, and quality of overall presentation. Contestants may be contacted to discuss specific tools and techniques used in producing their entries. **Items may not be mounted on or covered by glass.** Small and/or fragile items should include some type of protective display, to allow ribbons & tags to be attached.

### JUNIOR CREATIVE ARTS

All Junior Divisions are identical to Adult Divisions but are labeled with double letters. Please add the appropriate sub-Class letter to the Class number.

a. Age 7 and under      b. Age 8 to 11      c. Age 12 to 16

#### **Division A ————— Candle Making**

- Class 1 Dipped
- Class 2 Molded
- Class 3 Sand-cast
- Class 4 Wax Crystals
- Class 5 Carved

#### **Division B ————— Leather craft**

- Class 1 Tooled
- Class 2 Inlaid
- Class 3 Braided
- Class 4 Combination

#### **Division C ————— Metalwork**

- Class 1 Tooled
- Class 2 Forged
- Class 3 Fabricated
- Class 4 Welded or Brazed
- Class 5 Engraved
- Class 6 Wire art

#### **Division D ————— Artistic Painting**

- Class 1 Tole Painting
- Class 2 Artistic Painting on Wood
- Class 3 Wood Burning
- Class 4 Norwegian Rosemaling
- Class 5 Painted Furniture
- Class 6 Painted Metal  
(Includes gold pans and saw blades)
- Class 7 Painted Glass and Plastic  
(Includes plates, excludes ornaments)

#### **Division E ————— Woodworking**

- Class 1 Carving
- Class 2 Turning
- Class 3 Boxes
- Class 4 Furniture

- Class 5 Cabinetry
- Class 6 Marquetry
- Class 7 Scroll saw
- Class 8 Combination (2 or more techniques)

#### **Division F ————— Sculpture**

- Class 1 Wood
- Class 2 Cast, Wax
- Class 3 Metal, Welded
- Class 4 Metal, Cast
- Class 5 Stone
- Class 6 Plaster
- Class 7 Fiber
- Class 8 Mixed Media/Experimental
- Class 9 Mobiles
- Class 10 Plastic
- Class 11 Clay (Unbaked)

#### **Division G ————— Jewelry**

- Class 1 Necklaces, Pendants
- Class 2 Earrings
- Class 3 Rings, Bracelets
- Class 4 Pins, Hair Ornaments
- Class 5 Sets (must contain 3 pieces, 1 pair of earrings counts as 1 piece)
- Class 6 Other

#### **Division H ————— Glass**

- Embellished Glass ornaments should be entered in Division J
- Class 1 Fused, Melted
- Class 2 Mirrors
- Class 3 Windows, Panels
- Class 4 Three-Dimensional
- Class 5 Blown Glass
- Class 6 Lamp Work

### SUPERINTENDENT

William Hargrove  
907-750-3107  
Asst. Superintendent  
Tempest Dooley  
Elizabeth Harder  
Kyle Sharpton

### ENTRY DAYS

Badger Hall  
Online Entry closes  
July 22 at 7PM  
Entry Drop Off  
Saturday, July 23, 1-6PM  
Sunday, July 24, 11-2PM

### PICK UP DAYS

Badger Hall  
Monday, August 8, 2-6PM

Class 7 Glass Mosaic

Class 8 Etched, Frosted Glass

#### **Division I ————— Fly Tying**

- Class 1 Trout or Grayling
- Class 2 Steelhead or Salmon
- Class 3 Pike or Sheefish

#### **Division J ————— Decorative Arts**

These items are purchased, and then decorated by the exhibitor. "Batik" items should be entered in Department 10-Spinning & Weaving.

- Machine sewn embellished items should be entered in Department 9.
- Class 1 Painted Clothing- Freehand
- Class 2 Painted Clothing- Stencil, Transfer, Paint Around
- Class 3 Embellished Clothing
- Class 4 Painted/Embellished Wood Items-Flat or Dimensional.
- Class 5 Painted/Embellished Cloth Items (non-clothing)
- Class 6 Painted/Embellished Indoor Items (boxes, baskets, vases)
- Class 7 Painted/Embellished Outdoor Items (flowerpots, birdhouses)
- Class 8 Painted/Dyed/Embellished Eggs (must include protective display)
- Class 9 Painted/Embellished Frames/Album Covers/Books
- Class 10 Other

### **Division K ————— Nature Inspired Art**

These are crafts using items from nature-dried grasses, flowers, driftwood, rock, shells, seed, sand, food items

- Class 1 Baskets/Boxes/Picture Frames
- Class 2 Candles (must contain or include natural materials)
- Class 3 Dioramas/Scenes/Models (Primarily natural materials)
- Class 4 Homemade Potpourri
- Class 5 Soap-Carved
- Class 6 Salt Dough/Beeswax Sculpture (no clay)
- Class 7 Sand Art– Flat or Container (no kits)
- Class 8 Nature Collages
- Class 9 Homemade Paper with Natural Materials
- Class 10 Painted Rocks
- Class 11 Other

### **Division L ————— Paper Craft**

These items are made primarily from paper.

- Class 1 Paper Mâché Sculpture (includes masks)
- Class 2 Decoupage/Lamination
- Class 3 Stationary/Cards/Gift-Wrap – 3 max
- Class 4 Folded Papers (boxes, origami, flowers)
- Class 5 Marbled Paper-single sheet, flat
- Class 6 Frames/Album Covers/Books
- Class 7 Paper Collage-flat or 3D
- Class 8 Picture From Cut/Torn Paper Shapes
- Class 9 Homemade Paper (no natural materials)
- Class 10 Other

### **Division M ————— Fiber Craft**

Items in this Division may be from purchased forms, decorated/covered with cloth, felt, yarn, thread or other fibers. Woven baskets and rugs, dyed fiber, tie-dyed and batik items should be entered in Department 10-Spinning & Weaving. Non-quilted items sewn primarily by hand or machine should be entered in Department 9-Sewing. Quilted items should be entered to Department 24A-Quilt Show/ Department 24B-Quilted Wall Art.

- Class 1 Frames, Books, & Album Covers
- Class 2 Baskets/Boxes-Decorated or Covered
- Class 3 Cloth Made Baskets/Boxes- includes Coiled (no machine sewing)
- Class 4 Macramé
- Class 5 Wall Hangings/Banners (not sewn or quilted)
- Class 6 Household Articles-Hooked, Latched, Tufted (no rugs)
- Class 7 Other Household Articles-not hooked, latched, or tufted
- Class 8 String Art
- Class 9 Rugs-Not Woven or Sewn
- Class 10 Yarn-(not crochet, knit, or hooked, no kits)
- Class 11 No-Sew Fleece Items
- Class 12 Duct-Tape
- Class 13 Other Fiber Art Projects

### **Division N ————— Cosmetics**

- Class 1 Homemade Soap (must be in container or display)
- Class 2 Lip Gloss
- Class 3 Bath Salts/Bath Fizzes
- Class 4 Other

### **Division O ————— Holiday Decorations**

- Class 1 Ornaments
- Class 2 Wreaths/Wall Hangings
- Class 3 Center Pieces
- Class 4 Foam-Flat, Shaped, Dimensional (holiday)
- Class 5 Other Holiday Items From Fiber (not quilted)
- Class 6 Other Holiday Items From Any Materials (not fiber)
- Class 7 Holiday Themed Cards (3-5)

### **Division P ————— Album/Scrapbooks**

Albums contain primarily photos and may have minimal or limited detailing. Albums will be judged. Scrapbooks contain photos displayed with significant embellishment. Judges will consider aesthetic effect and presentation of all entries.

- Class 1 Album-Trip Themed
- Class 2 Scrapbook- Personal/Theme (e.g., wedding, baby, child)
- Class 3 Scrapbook –Trip or Subject Theme

- Class 4 Scrapbook-Folded, Dimensional
- Class 5 Scrapbook-Sample Pages, 3 pages max, single or double sided; not in a book.

### **Division Q ————— Pre-Formed Materials**

Items in this Division are made from purchased materials. The item used for most of your construction will be the Class entered. Enter Kiln-fired items in Department 25-Clay Craft. Enter sun catchers/ dream catchers in Department 14- Alaskan Native Arts.

- Class 1 Popsicle Sticks, Matchsticks, Toothpicks
- Class 2 Plaster or Resin-Type Items, Figurines, Decorated (not kiln fired)
- Class 3 Pipe Cleaners/Pompoms/ Straws
- Class 4 Foam-Flat, Shapes, Dimensional, Styrofoam™ (not from a kit and not holiday themed)
- Class 5 Lacing/Lanyards
- Class 6 Bead/Sequins
- Class 7 Plastic Beads-Fused
- Class 8 Gel Window Clings
- Class 9 Magnets
- Class 10 Combinations of 2 to 3 different materials
- Class 11 Combinations of 4 or more different materials

### **Division R ————— Kits**

Items are made from craft kits but may have some additional embellishments added.

- Class 1 Foam- Foam-Flat, Shapes, Dimensional, Styrofoam™ (not holiday themed)
- Class 2 Mosaics
- Class 3 Bead Art (not fused/melted/baked)
- Class 4 Wood Items
- Class 5 Stained Plastic-Painted
- Class 6 Stained Plastic-Melted/Baked
- Class 7 Other Kits not specified above

**Division S ————— Models-Original**

- Class 1 Pre-1950 Aircraft
- Class 2 Post-1950 Aircraft
- Class 3 Boat or Ship
- Class 4 Motorcycle
- Class 5 Pre-1950 Auto-Racing
- Class 6 Post-1950 Auto-Racing
- Class 7 Pre-1950 Auto-Other
- Class 8 Post-1950 Auto-Other
- Class 9 Pre-1950 Truck
- Class 10 Post-1950 Truck
- Class 11 Pinewood Derby
- Class 12 Rockets
- Class 13 Sci-Fi Theme
- Class 14 Military Vehicles/Armor
- Class 15 Railroad Engines and Cars
- Class 16 Railroad Structures
- Class 17 Buildings
- Class 18 Dioramas
- Class 19 Miniatures
- Class 20 Other

**Division T ————— Models-Kits**

Use Class numbers listed in Division S.

**Division U ————— Collections**

- Class 1 Animals
- Class 2 Buttons and Pins
- Class 3 Stamps
- Class 4 Stickers
- Class 5 Patches and Badges
- Class 6 Theme Related
- Class 7 Coins
- Class 8 Other

**Division V ————— Gems & Minerals-  
Hand Cut/Polished**

- Class 1 Individual mineral specimen
- Class 2 Lapidary
- Class 3 Jewelry
- Class 4 Mineral Collection
- Class 5 Fossils

**Division W ————— Gems & Mineral-Kits**

Use Class numbers listed in Division V.

**Division X ————— Construction Sets**

All entries must be of original design but may include elements from kits. Entries must be secured to poster board or equivalent. Kits must include boxes.

Maximum size is 12"x12"x12."

**Division X ————— Construction Sets**

- Class 1 Legos™
- Class 2 Erector Sets
- Class 3 Other

**Division Y ————— Coloring Page Arts**

- Class 1 Coloring Book Page (1 page)
- Class 2 Posters, Color-It-Yourself
- Class 3 Other

**Division Z ————— NON-COMPETITIVE**

## Department 12LC

### LEGO™ CONTEST

**Sponsored by the Fairbanks Kiwanis Club**

Exhibitors bring in their original creations using LEGO™ building blocks. Entries must not be made from a kit. Prizes include Adult Grand Champion \$50, Junior Grand Champion \$50. Class awards will be given for 1<sup>st</sup> Place - \$30, 2<sup>nd</sup> Place - \$20, and 3<sup>rd</sup> Place - \$10. All placing exhibits will receive ribbons, but are **not** eligible for premiums. The Lego™ Contest is open to all Adult and Junior class exhibitors. Exhibits will remain on display for the remainder of the Fair in the Kiwanis Building. Entry Pick up day is August 8, from 2 – 6 pm. Online entry closes at 7 pm on July 30. Entry Drop Off is July 31 at 6 pm. Contest will begin after all entries are processed.

**Division B ————— Buildings**

- Class 1 Ages 8 & under
- Class 2 Ages 9-13
- Class 3 Ages 14-17
- Class 4 Ages 18 & over

**Division C ————— Creatures/Aliens**

- Class 1 Ages 8 & under
- Class 2 Ages 9-13
- Class 3 Ages 14-17
- Class 4 Ages 18 & over

**Division F ————— Fair Theme**

- Class 1 Ages 8 & under
- Class 2 Ages 9-13
- Class 3 Ages 14-17
- Class 4 Ages 18 & over

Tanana Valley State Fair Association

**Division R ————— Robotics**

- Class 1 Ages 8 & under
- Class 2 Ages 9-13
- Class 3 Ages 14-17
- Class 4 Ages 18 & over

**Division S ————— Scenes**

- Class 1 Ages 8 & under
- Class 2 Ages 9-13
- Class 3 Ages 14-17
- Class 4 Ages 18 & over

**Division V ————— Vehicles**

- Class 1 Ages 8 & under
- Class 2 Ages 9-13
- Class 3 Ages 14-17
- Class 4 Ages 18 & over

2022 Exhibit Guide

**SUPERINTENDENT**

Lili Wilcher  
907-750-6446

**ENTRY DAYS**

Online Entry closes

July 30 at 7PM

Entry Drop Off

Sunday, July 31, 6PM

Contest begins at 6:30 pm or  
when all entries are processed.

**PICK UP DAYS**

Kiwanis Building  
Monday, August 8, 2-6PM



# Department 13A

## Adult Fine Arts

**Special Preparation:** Exhibits must be sturdily matted and/or framed and equipped with proper hangers, screws, and wire. If, in the judgment of the Superintendent, this has not been done properly the art piece will not be accepted for judging and will not be displayed. No Signature cards, previous history, price tag, name, phone number, or advertisement of any sort will be displayed on any object in this Department.

**Junior entries are NOT accepted into this Department**  
**Junior entries should be entered in Department 13B-Junior Art Show.**

### Division A ————— Oil Painting

- Class 1 Landscapes/Seascapes
- Class 2 Animals
- Class 3 Portraits
- Class 4 Still life
- Class 5 Abstract
- Class 6 Surrealist
- Class 7 Fantasy
- Class 8 Science Fiction
- Class 9 Flowers/Plants
- Class 10 Buildings/Vehicles
- Class 11 Calligraphy

### Division B ————— Acrylic Painting

Use Class numbers listed in Division A.

### Division C ————— Watercolors

Use Class numbers listed in Division A.

### Division D ————— Airbrush

- Class 1 Abstract
- Class 2 Landscape
- Class 3 Non-Objective (geometric)
- Class 4 Experimental
- Class 5 Humor
- Class 6 Fantasy

### Division E ————— Prints

- Class 1 Relief
- Class 2 Lithography
- Class 3 Etching/Engraving
- Class 4 Silkscreen
- Class 5 Mono-prints
- Class 6 Woodcuts
- Class 7 Cut Plate

### Division F ————— Drawing-Pencil

Use Class numbers listed in Division A.

### Division G ————— Drawing-Colored-Pencil

Use Class numbers listed in Division A.

### Division H ————— Drawing-Pen & Ink

Use Class numbers listed in Division A.

### Division I ————— Drawing-Charcoal

Use Class numbers listed in Division A.

### Division J ————— Drawing-Pastels

Use Class numbers listed in Division A.

### Division K ————— Combination

Use Class numbers listed in Division A.

### Division L ————— Digital Art

MUST BE ORIGINAL WORK. If entry is found to be plagiarized from the internet, competitor forfeits ALL premiums and placings for the year. Use Class numbers 1-10 listed in Division A.

Class 11 Posters

Class 12 3D Images

### Division M ————— Graphic Novel, Single Creator

Must be rated Teen and lower. Social Media links are allowed on Title Page. Be sure to include an opaque cover to hide Title Page for judging, must be removable after Judging. Names must not be on any other entered pages, other than Title Page.

Class 1 Cartoon Strips-6 strips max, all matted in order. Must be rated Teen and lower.

Class 2 Comic Book, Single Creator – Must be rated Teen and lower. Matted in order of pages

## SUPERINTENDENT

Ann Aleshire  
 907-322-1206

## ENTRY DAYS

Borealis Pavilion  
*Online Entry closes*  
*July 22 at 7PM*

Entry Drop Off  
 Saturday, July 23, 1-6PM  
 Sunday, July 24, 11-2PM

## PICK UP DAY

Borealis Pavilion  
 Monday, August 8 2-6PM

### Division N ————— Graphic Novel, Team



Must be rated Teen and lower. All creators must be listed on Title page. Social Media links are allowed on Title Page. Be sure to include an opaque cover to hide Title Page for judging, must be removable after Judging. Names must not be on any other entered pages, other than Title Page. Class 1 Cartoon Strips –6 strips max, all matted in order. Must be rated Teen and lower.

Class 2 Comic Book, Team Created.

All creators must be listed on Title page. Social Media links are allowed on Title Page. Must be rated Teen and lower. Be sure to cover Title Page for judging, must be removable after Judging. Names must not be on any other entered pages, other than Title Page.

### Division Z ————— NON-COMPETITIVE

Thank You!  
thread,  
and Enchanted Toys for  
supporting creativity in  
Alaska's children.



Because of your donation, art supplies will be  
generously awarded to participants in the 2022  
Tanana Valley State Fair's Junior Art Show!

**907-479-2214**

## Department 13B Junior Art Show

**Special Preparation:** All work must be mounted or matted on construction paper, poster board, or painters' board. Frames cannot be accepted. Glass framing will not be accepted. Artwork will be displayed using hook and loop type tape attached to the back of the mat. You may attach your own (hook side only) or some will be supplied for you on entry day. Heavier pieces (oils on canvas and some collages) may have a wire attached for hanging.

The Junior Art Show is designed for original artwork only. Therefore, coloring book pictures, doodle art, paint by number, kit work, or pattern work should be entered in Department 12-Creative Arts. Please refer to that Department for the appropriate Division and Classes.

All Junior Divisions are labeled with double letters. Please add the appropriate sub-class letter to the Class number.

- a. Age 7 and under      b. Age 8 to 11      c. Age 12 to 16  
Class 7 Alcohol

### Division AA ————— Painting

- Class 1 Oil
- Class 2 Acrylic
- Class 3 Watercolor
- Class 4 Finger-Paint
- Class 5 Tempera
- Class 6 Mixed media

### Division BB — Drawing-Black & White

- Class 1 Ink
- Class 2 Pencil
- Class 3 Felt Tip Pen
- Class 4 Charcoal
- Class 5 Scratchboard

### Division CC ————— Drawing-Color

- Class 1 Crayon Pastels
- Class 2 Felt Tip Pen
- Class 3 Pencil
- Class 4 Scratchboard

### SUPERINTENDENT

Stacie Dublin  
907-388-0199  
dublinstacie@gmail.com

### ENTRY DAYS

Borealis Pavilion  
Online Entry closes  
July 22 at 7PM  
Entry Drop Off  
Saturday, July 23, 1-6PM  
Sunday, July 24, 11-2PM

### PICK UP DAY

Borealis Pavilion  
Monday, August 8 2-6PM

Class 5 Mixed Media

Class 6 Chalk

Class 7 Crayon

**Division DD ————— Prints**

Class 1 Relief

Class 2 Screen

Class 3 Stamp

Class 4 Transfers

Class 5 Rubbings

Class 6 Mixed Media

**Division EE ————— Collage**

Class 1 Single Material

Class 2 Multi-Materials

**Division FF ————— Digital Art**

Class 1 Posters

Class 2 Graphic Illustration

Class 3 Cartoons/Caricatures

Class 4 3D Images

**Division GG ————— Graphic Novel,  
Single Creator**

Must be rated Teen and lower. Social Media links are allowed on Title Page. Be sure to include a blank page to cover Title Page for judging, must be removable after Judging. Names must not be on any other entered pages, other than Title Page.

Class 1 Cartoon Strips-6 strips max, all matted in order. Must be rated Teen and lower.

Class 2 Comic Book, Single Creator Single Story. Must be rated Teen and lower. Matted in order of story.

**Division HH ————— Graphic Novel,  
Team Created**

All creators must be listed on Title page. Social Media links are allowed on Title Page. Must be rated Teen and lower. Be sure to cover Title Page for judging, must be removable after Judging. Names must not be on any other entered pages, other than Title Page.

Class 1 Cartoon Strips-6 strips max, all matted in order of story

Class 2 Comic Book, Team creator- Front Cover + 7 single-sided pages max, single story. Matted in order of story.

**Division Z ————— NON-COMPETITIVE**

## Department 13C Creative Writing

***The Creative Writing Department is for Original prose and poetry.*** School projects that do not adhere to the manuscript appearance standards are to be entered into Department 20A-Education Showcase. Work that still has grades and other scholastic markings on it may be entered into Department 20A-Education Showcase. All entries in the Creative Writing Department must adhere to the following requirements:

Use only 8.5"x11" papers (may be white or pastel). All work must be typed and double-spaced; 12-point font is highly recommended. Margins should be 1" on each side. Small artwork or small graphics are only accepted if they are an integral part of the manuscript. ***Make sure your name does not appear anywhere on the manuscript.***

Manuscripts of 2 or more pages must be fastened together (stapled). Do not use binding, plastic covers, or a cover sheet of any kind except on desktop publishing entries where bound pages are okay. Re-type work you have done for a Division to be sure all grades and teacher's markings are removed. Do not staple the exhibit tag to your entry. Manuscripts that are not properly presented on entry day will be refused.

### SUPERINTENDENT

Terri Beach  
terrib@alaska.net

### ENTRY DAYS

Borealis Pavilion  
*Online Entry closes  
July 22 at 7PM*  
Entry Drop Off  
Saturday, July 23, 1-6PM  
Sunday, July 24, 11-2PM

### PICK UP DAY

Borealis Pavilion  
Monday, August 8 2-6PM

### JUNIOR CREATIVE WRITING

All Junior Divisions are labeled with double letters. Please add the appropriate sub-Class letter to the Class number.

a. Age 7 and under      b. Age 8 to 11      c. Age 12 to 16

**Division A ————— Poetry-Rhyming**

Class 1 Rhymed Verse (20 lines & under)

Class 2 Rhymed Verse (over 20 lines)

Class 3 Ballads & Lyrics

Class 4 Limericks

Class 5 Sonnet

Class 6 Narrative

Class 7 Other Rhyming Forms

**Division B ————— Poetry-Non-rhyming**

Class 1 Free Verse (under 20 lines)

Class 2 Free Verse (20 lines+)

Class 3 Light Verse

Class 4 Haiku

Class 5 Blank Verse

Class 6 Cinquain or Other Fixed Form

Class 7 Collection (3+, Related Theme)

Class 8 Experimental

Class 9 Other Non-Rhyming Forms

**Division C ————— Plays, Skits, & Scripts**

Class 1 Comedy

Class 2 Musical

Class 3 Drama

**Division D ————— Anecdotes**

Class 1 Jokes

Class 2 Puns

Class 3 True Humorous Events

Class 4 Anecdotes

Class 5 Other Anecdotes

**Division E ————— Nonfiction  
(2000 Word maximum)**

Class 1 Persuasive Essay

Class 2 Descriptive Essay

Class 3 Comparative Essay

Class 4 Informative Essay

Class 5 Historical Essay

Class 6 Literary Essay  
 Class 7 Biographical/Personal Essay  
 Class 8 Journal  
 Class 9 Technical Writing  
 Class 10 Scientific Writing  
 Class 11 Other Non-Fiction  
**Division F** ————— **Short Fiction**  
 (750-word maximum)  
 Class 1 Adventure  
 Class 2 Science Fiction/Fantasy  
 Class 3 Mystery/Suspense/Horror

Class 4 Slice of Life  
 Class 5 Romance  
 Class 6 Humor/Satire  
 Class 7 Historical Fiction  
 Class 8 Fairy Tale/Folk Tale  
 Class 9 Novel Chapter  
 Class 10 Experimental  
 Class 11 Myths/Legends/Allegories  
 Class 12 Psychic/Supernatural/  
 Occult  
 Class 15 Pulp-Fiction

Class 16 Ethnic/Multicultural  
 Class 17 Regional Fiction  
**Division G** ————— **Fiction**  
 (751-2000 words) use Class numbers  
 listed in Division F.  
**Division H** ————— **Desktop Publishing**  
 Class 1 Books/Manuals  
 Class 2 Newsletters/Pamphlets  
**Division Z** ————— **NON-COMPETITIVE**

## Department 14 Alaska Native Arts

**Special Preparation:** Criteria for judging will be based on workmanship, materials, originality, and complexity.

### JUNIOR ALASKA NATIVE ARTS

All Junior Division are identical to Adult Division but are labeled with double letters.

Please add the appropriate sub-Class letter to the Class number.

a. Age 7 and under      b. Age 8 to 11      c. Age 12 to 16

#### **Division A** ————— **Beadwork**

Class 1 Earrings  
 Class 2 Necklaces-Seed  
 Class 3 Necklaces-Glass  
 Class 4 Bracelets  
 Class 5 Peyote Bags  
 Class 6 Sun Catchers/Ornaments  
 Class 7 Pins  
 Class 8 Belts  
 Class 9 Dream Catcher  
 Class 10 Hair Ornaments  
 Class 11 Animals  
 Class 12 Other

#### **Division B** ————— **Clothing**

Class 1 Winter Parka-Fur  
 Class 2 Winter Parka-Non-Fur  
 Class 3 Summer Parka  
 Class 4 Hats  
 Class 5 Mittens/Gloves  
 Class 6 Slippers  
 Class 7 Qiviut  
 Class 8 Sets-hats/Gloves  
 Class 9 Mukluks  
 Class 10 Kuspuk  
 Class 11 Regalia (Combination)  
 Class 12 Other

#### **Division C** ————— **Creative Specialties**

Class 1 Alaska Native Dolls  
 Class 2 Tufting  
 Class 3 Quillwork  
 Class 4 Yo-yos-Fur  
 Class 5 Yo-yos-Cloth  
 Class 6 Picture Frames  
 Class 7 Knife Holders  
 Class 8 Drums  
 Class 9 Other

#### **Division D** ————— **Basketry**

Class 1 Bark  
 Class 2 Skin  
 Class 3 Grass/Roots  
 Class 4 Baleen  
 Class 5 Willow  
 Class 6 Other

#### **Division E** — **Woodworking & Carving**

Class 1 Sleds  
 Class 2 Snowshoes  
 Class 3 Totem Poles-Wood  
 Class 4 Totem Poles-Soft Material  
 Class 5 Sculpture-Wood  
 Class 6 Sculpture-Ivory  
 Class 7 Sculpture-Stone  
 Class 8 Sculpture-Bone/Antler  
 Class 9 Boats  
 Class 10 Soap  
 Class 11 Other

#### **Division F** ————— **Masks**

Class 1 Wood  
 Class 2 Skin  
 Class 3 Plastic  
 Class 4 Paper  
 Class 5 Plaster  
 Class 6 Other

#### **Division Z** ————— **NON-COMPETITIVE**

### SUPERINTENDENT

Elise Horvath  
 elisehorvath23@gmail.com

### ENTRY DAYS

Upper Totem  
 Online Entry closes

July 22 at 7PM

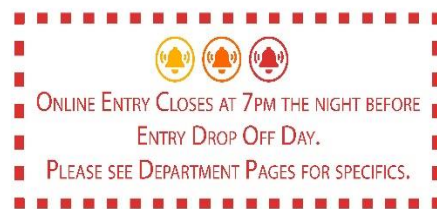
Entry Drop Off

Saturday, July 23, 1-6PM

Sunday, July 24, 11-2PM

### PICK UP DAY

Upper Totem Hall  
 Monday, August 8, 2-6PM



# Department 18

## Doll Creations and Accessories

Exhibits are limited in size to 30"x30"x30." Dollhouses may exceed this size limit only if space allows. Securely fasten all furniture to dollhouses as dollhouses will be moved during judging.

A kit is defined as a pre-cut manufactured item that has come with materials and instructions for completion. An original item is one that you have designed and put together. Parts of an original entry may be from pre-manufactured pieces, but the finished product should be unique. Handmade exhibits must be made by the exhibitor.

### JUNIOR DOLLS

All Junior Division are identical to Adult Division but are labeled with double letters. Please add the appropriate sub-Class letter to the Class number.

- a. Age 7 and under      b. Age 8 to 11      c. Age 12 to 16

#### **Division A ————— Originals**

- Class 1 Cloth
- Class 2 Knit
- Class 3 Crochet
- Class 4 Clay/Ceramic
- Class 5 Wood
- Class 6 Soft Sculpture
- Class 7 Needle or Wet Felted
- Class 8 Other Materials
- Class 9 Mixed Media

#### **Division B — Patterns, Molds, & Kits**

Use Classes from Division A

#### **Division C ————— Doll Clothing, Original**

- Class 1 Completely Hand-Sewn
- Class 2 Machine-Sewn
- Class 3 Crochet or Knit
- Class 4 Wardrobe (3+ related pieces)

#### **Division D ————— Doll Clothing, Pattern**

Use Class numbers listed in Division C.

#### **Division E ————— Dollhouses, Original**

- Class 1 Wood
- Class 2 Cloth
- Class 3 Cardboard/Paper
- Class 4 Sculpty™/Clay
- Class 5 Mixed Media

#### **Division F Dollhouses, Kits or Patterns**

Use Class numbers listed in Division E.

#### **Division G ————— Doll and Dollhouse Furniture**

Use Class numbers listed in Division E.

#### **Division H ————— Paper Dolls**

- Class 1 Doll and Clothing
- Class 2 Clothing Only
- Class 3 Doll Only
- Class 4 Other

#### **Division I ————— Puppetry**

- Class 1 Puppets
- Class 2 Marionettes

#### **Division J ————— Craft Dolls**

- Class 1 Yarn
- Class 2 Cornhusks
- Class 3 Pipe Cleaners
- Class 4 Felt
- Class 5 Clothespins
- Class 6 Mixed Media

#### **Division K- Restored or Recycled Dolls**

- Class 1 Cloth
- Class 2 Paper
- Class 3 Antique Ceramic/Clay
- Class 4 Modern Plastic
- Class 5 Other Restored

#### **Division Z ————— NON-COMPETITIVE**

### SUPERINTENDENT

Michele Griffin  
Fbkstdolls@gmail.com  
907- 590-0868

### ENTRY DAYS

Badger Hall  
Online Entry closes  
July 22 at 7PM  
Entry Drop Off  
Saturday, July 23, 1-6PM  
Sunday, July 24, 11-2PM

### PICK UP DAY

Badger Hall  
Monday, August 8, 2-6PM

# Department 19A-C

## 19A-Knitting, 19B-Crocheting, 19C-Tatting

Include a 3"x5" card listing any special design materials, drawings, notes. **Please do not put your name on the card.** Indicate if the item is your own design or from a pattern, and whether it includes Alaska fiber. The following is a general guide to exhibitors in preparing their exhibits and will be followed by the judges in determining awards.

- Appearance-overall beauty and originality up to 25 points;
- Workmanship-including uniform stitching, proper finishing up to 30 points
- Difficulty of project up to 30 points
- Appropriate yarn, stitch and pattern up to 15 points
- Total Score up to 100 points.

### JUNIOR KNITTING AND CROCHETING

All Junior Division are identical to Adult Division but are labeled with double letters. Please add the appropriate sub-Class letter to the Class number.

a. Age 7 and under      b. Age 8 to 11      c. Age 12 to 16

### Department 19A Knitting

#### Division A — Needle Knitting Clothing

Class 1 Adult Dress, Coat or Suit  
 Class 2 Adult Sweater-Cardigan  
 Class 3 Adult Sweater-Pullover  
 Class 4 Adult Vest  
 Class 5 Child Dress, Coat or Suit  
 Class 6 Child Sweater, Cardigan  
 Class 7 Child Sweater, Pullover  
 Class 8 Child Vest  
 Class 9 Children's Wear (Set)  
 Class 10 Infant Wear (Single Piece)  
 Class 11 Infant Wear (Set)  
 Class 12 Scarf  
 Class 13 Smoke Ring/Cowl  
 Class 14 Fashion Yarn Scarf (Boa, Ruffled)  
 Class 15 Shawl  
 Class 16 Shawlette (70 in or less)  
 Class 17 Adult Hat  
 Class 18 Hat (2 or more colors)  
 Class 19 Child Hat  
 Class 20 Bag  
 Class 21 Adult Socks  
 Class 22 Child Socks  
 Class 23 Infant Socks  
 Class 24 Adult Slippers  
 Class 25 Child Slippers  
 Class 26 Infant Booties  
 Class 27 Gloves  
 Class 28 Adult Mittens  
 Class 29 Child Mittens  
 Class 30 Infant Mittens  
 Class 31 Other

#### Division B — Needle Knitting-Other

Class 1 Pieced Afghan  
 Class 2 Single Piece Afghan  
 Class 3 Baby Blanket (max 36"x46")  
 Class 4 Stuffed Animal/Toy (No Dolls)  
 Class 5 Pillow  
 Class 6 Edging  
 Class 7 Household Articles  
 Class 8 Jewelry  
 Class 9 Other

#### Division C — Non-Needle Knitting

Use Classes 1-30 listed in Division A  
 Class 31 Afghan/Blanket/Bedspread  
 Class 32 Tablecloth/Doily  
 Class 33 Other

#### Division Z — NON-COMPETITIVE

### Department 19B Crocheting

#### Division A — Yarn Crocheting-Clothing

Use Class numbers listed in Dept. 19A -Division A.

#### Division B — Yarn Crocheting-Afghans & Blankets

Class 1 Granny Square  
 Class 2 Blocks/Squares/Strips/Other Pieced  
 Class 3 Ripple Stitch  
 Class 4 Combination of Pattern/ Stitch  
 Class 5 Baby Blanket (max 36"x46")  
 Class 6 Other

#### Division C — Yarn Crocheting-Other

Class 1 Household Articles  
 Class 2 Rug  
 Class 3 Ornament

Class 4 Purse/Bag  
 Class 5 Toy (No Dolls)  
 Class 6 Pillow  
 Class 7 Other

#### Division D — Thread Crocheting-Doilies

*Must be mounted with pins on stiff background.*

Class 1 Single Doily  
 Class 2 Doily Collection

#### Division E — Thread Crocheting Other

Class 1 Tablecloth/Runner  
 Class 2 Curtain (1 piece or set)  
 Class 3 Pillow  
 Class 4 Edging  
 Class 5 Hats/Bags/Shawls  
 Class 6 Potholders  
 Class 7 Toys (No Dolls)  
 Class 8 Bedspread  
 Class 9 Other

#### Division F — Other Crocheting Type

Class 1 Rag Rug  
 Class 2 Other

#### Division Z — NON-COMPETITIVE

### Department 19C

#### Division A — Tatting

Class 1 Tablecloth/Runner  
 Class 2 Doily (Must be mounted with pins on stiff background)  
 Class 3 Edging  
 Class 4 Other

#### Division Z — NON-COMPETITIVE

Special Recognition for entries  
 created with Alaskan Fibers.

### SUPERINTENDENTS

Linda Harriger  
 907-590-2816  
 907-378-5697

### ENTRY DAYS

Badger Hall  
*Online Entry closes*  
*July 22 at 7PM*  
 Entry Drop Off  
 Saturday, July 23, 1-6PM  
 Sunday, July 24, 11-2PM

### PICK UP DAY

Badger Hall  
 Monday, August 8, 2-6PM

# Department 20A

## Educational Showcase

### SUPERINTENDENT

Terri Beach  
terrib@alaska.net

### ENTRY DAYS

Borealis Pavilion  
*Online Entry closes*  
*July 22 at 7PM*

Entry Drop Off  
Saturday, July 23, 1-6PM  
Sunday, July 24, 11-2PM

### PICK UP DAY

Borealis Pavilion  
Monday, August 8, 2-6PM

**Special Preparations:** Enter your exhibits in the grade level you were in when the exhibit was completed. Names must be covered in every place they appear on the exhibit, prior to entry. Exhibits must have been completed since August 2021. Exhibits will be judged on preparation (neatness, appearance), accuracy (following directions, correctness), creativity (originality, design layout, adaptation), quality (appropriateness for grade level, adherence to theme, organization, fitting length, use of visuals), and achievement. No artwork is accepted; please enter artwork into Department 13B-Junior Art Show.

#### **Division A ————— Educators**

This Division is designed for administrators, teachers, aides, student teachers, and parents to display and exhibit their experiences, contributions, and ideas to the field of education. This division should be a forum for expression, exposure, and an opportunity to reach the community.

- Class 1 Scrapbook
- Class 2 Project
- Class 3 Movie/Slide
- Class 4 Critique
- Class 5 Speech
- Class 6 Drawing/Outline/Plan

#### **Division AA ——— Preschool, Nursery, & Kindergarten**

- Class 1 Penmanship
- Class 2 Math
- Class 3 Language
- Class 4 Social Studies
- Class 5 Science

#### **Division BB — First & Second Grades**

- Class 1 Penmanship
- Class 2 Math Project/Report  
(No worksheets)
- Class 3 Language Arts, Book Report
- Class 4 Language Arts, Project
- Class 5 Language Arts, Journal (no personal journals/diaries)
- Class 6 Spelling/Grammar, Project  
(No worksheets or tests)
- Class 7 Social Studies, Alaska Studies Report
- Class 8 Social Studies, Alaska Studies Project

- Class 9 Social Studies, Current Events
- Class 10 Social Studies, History Report
- Class 11 Social Studies, History Project
- Class 12 Social Studies, History Model
- Class 13 Social Studies, Geography Project
- Class 14 Social Studies, Geography Map
- Class 15 Science Reports
- Class 16 Science Project, Demonstration
- Class 17 Science Project, Model
- Class 18 Science Project, Experiment
- Class 19 Science Project, Collection
- Class 20 Foreign Language, Reports/Project (Must include translation)
- Class 21 Group Projects/Reports  
(Requires a group online entry)

#### **Division CC ——— Third & Fourth Grades**

Use Class numbers listed in Division BB.

#### **Division DD ——— Fifth & Sixth Grades**

Use Class numbers listed in Division BB.

#### **Division EE ——— Seventh-Ninth Grades**

Use Class numbers listed in Division BB.

#### **Division FF ——— Tenth-Twelfth Grades**

Use Class numbers listed in Division BB.

#### **Division GG ——— Special Education**

Use Class numbers listed in Division BB.

# Department 20B

## Speech & Drama Festival

### SUPERINTENDENT

Jinlan Tomasic  
907-388-8018

### SPEECH AND DRAMA AWARDS

Division Champion: \$5.00 additional  
First Prize: \$10.00  
Second Prize: \$5.00  
Third Prize: \$3.00

**Special Preparations:** Presentations must be under 5 minutes. Entrants may enter more than one Division. Enter in the grade level you have just completed. Groups will be judged as a group. Presentations that involve the Fair theme, "Shepherd in Paradise", will receive a theme ribbon.

### ENTRY DAYS

Borealis Pavilion  
*Online Entry closes*  
*July 22 at 7PM*  
Entry Form Drop Off  
Saturday, July 23, 1-6PM  
Sunday, July 24, 11-2PM

### CONTEST DAY

Big Top Tent  
August 4, 6PM  
Children first, then Adults

### JUNIOR DIVISIONS

#### Division AA ————— Speech-Original Oration

Class 1 Kindergarten through 3rd grade  
Class 2 4th through 6th grade  
Class 3 7th through 9th grade  
Class 4 10th through 12th grade

#### Division BB ————— Speech-Comedic

Use Class numbers listed in Division AA

#### Division CC ————— Speech-Personal Choice

Use Class numbers listed in Division AA.

#### Division DD ————— Speech-Recitation

Use Class numbers listed in Division AA.

#### Division EE ————— Drama-Dramatic Interpretation

Use Class numbers listed in Division AA.

#### Division FF ————— Drama-Plays/Puppetry

Use Class numbers listed in Division AA.

#### Division GG ————— Drama-Pantomime

Use Class numbers listed in Division AA.

#### Division HH ————— Drama-Original Work

Use Class numbers listed in Division AA.

### ADULT DIVISIONS

#### Division A ————— Speech-Original Oration

Class 1 All Adults

#### Division B ————— Speech-Comedic

Class 1 All Adults

#### Division C ————— Speech-Personal Choice

Class 1 All Adults

#### Division D ————— Speech-Recitation

Class 1 All Adults

#### Division E ————— Drama-Dramatic Interpretation

Class 1 All Adults

#### Division F ————— Drama-Plays/Puppetry

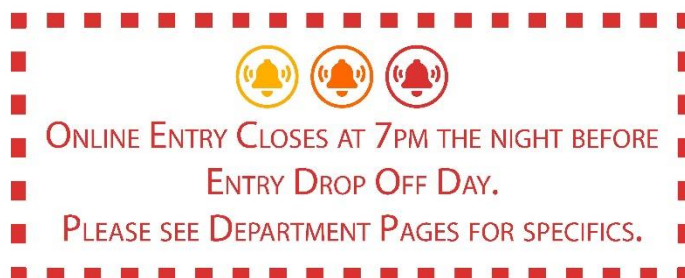
Class 1 All Adults

#### Division G ————— Drama-Pantomime

Class 1 All Adults

#### Division H ————— Drama-Original Work

Class 1 All Adults



## DEPARTMENT 20B – SPEECH AND DRAMA FESTIVAL ENTRY BLANK

Complete this form. Sign up on line and bring this to the Speech and Drama table in the Education Showcase exhibit area in BP during Entry Drop-Off: Saturday, July 23, 1-6PM OR Sunday, July 24, 11-2PM or email to [exhibits@tvsfa.org](mailto:exhibits@tvsfa.org) by 6pm, July 24.

Time and location of the competition will be confirmed at that time.

NAME \_\_\_\_\_

MAILING ADDRESS \_\_\_\_\_

PHONE \_\_\_\_\_ EMAIL \_\_\_\_\_

AGE \_\_\_\_\_ SCHOOL \_\_\_\_\_ GRADE JUST COMPLETED \_\_\_\_\_

DIVISION \_\_\_\_\_ CLASS \_\_\_\_\_

Describe your presentation (as applicable)

Title or Subject \_\_\_\_\_

Author \_\_\_\_\_

Length of Drama Performance \_\_\_\_\_

Other information \_\_\_\_\_

Have you participated in a speech or drama competition before? YES NO  
If so, when and where? Please write on separate sheet if more space is needed

\_\_\_\_\_  
Signature of Participant

\_\_\_\_\_  
Date

\_\_\_\_\_  
Signature of Parent/Guardian for Junior Entrants

\_\_\_\_\_  
Date

# Department 21

## Needlework

**Special Preparations:** All items must be finished and ready for use. “Framed” entries are those which are mounted or framed for hanging. “Unframed” entries include all soft finished items such as table linens, clothing, pillows, and wall hangings.

All exhibits should include a 3"x5" card, with info about the design and any other information you think the judges might need, including choice of color, framing, and techniques.

### JUNIOR NEEDLEWORK

All Junior Divisions are identical to Adult Division but are labeled with double letters.

Please add the appropriate sub-Class letter to the Class number.

a. Age 7 and under      b. Age 8 to 11      c. Age 12 to 16

#### **Division A — Free-Hand Embroidery**

- Class 1 Floss, Framed
- Class 2 Floss, Unframed
- Class 3 Yarn, Framed
- Class 4 Yarn, Unframed
- Class 5 Mixed Media

#### **Division B — Needlepoint Techniques**

- Class 1 Needlepoint, Framed  
(Includes Petit Point, Long-Point, & Bargello)
- Class 2 Needlepoint, Unframed
- Class 3 Combination, Framed  
(2 or more techniques)

Class 4 Combination, Unframed

Class 5 Canvas Work, Framed  
(combination of needlepoint stitches with variety of threads)

Class 6 Canvas work, Unframed

#### **Division C — Cross-stitch**

- Class 1 1-14 count, Framed
- Class 2 1-14 count, Unframed
- Class 3 15+ count, Framed
- Class 4 15+ count, Unframed
- Class 5 Linen-2+ threads, Framed

Class 6 Linen-2+ threads, Unframed

Class 7 Metallic Thread

Class 8 Mixed Media  
(2 +techniques/threads)

#### **Division D — Other Techniques**

- Class 1 Drawn & Cut Threadwork
- Class 2 All Perforated Techniques
- Class 3 Smocking
- Class 4 Hucking (Swedish Weaving)
- Class 5 Beadwork
- Class 7 Blackwork
- Class 8 Miscellaneous

#### **Division Z — NON-COMPETITIVE**

### SUPERINTENDENTS

Ozzie Oszustowski  
Ron Wilkes  
Sharron Albert  
907-452-2274

### ENTRY DAYS

Badger Hall  
*Online Entry closes*  
*July 22 at 7PM*  
Entry Drop Off  
Saturday, July 23, 1-6PM  
Sunday, July 24, 11-2PM

### PICK UP DAY

Badger Hall  
Monday, August 8, 2-6PM



# Department 22

## Photography

**Specific Preparations:** Photographs are categorized by subject matter. Some photographs may fit several Divisions-pick the Class most appropriate. Failure to choose the proper Class can result in loss of standing, judging credit, and will affect how your exhibit finishes. You may enter only **ONE** exhibit per Class up to a total of **12** exhibits. Photos may be panoramic, standard, square, etc. as long as one side is a minimum of 8 inches/maximum of 19 inches. 8" x 10" is the minimum size and 13" x 19" is the maximum size for entries. All photos must be mounted on foam core with a 3 inch margin next to the photo. Additional rules listed in the Photography Handbook. Link can be found at <https://www.tvsfa.org/p/getconnected/exhibitors/guide>.

### JUNIOR PHOTOGRAPHY AGE 16 AND UNDER

All Junior Divisions are identical to Adult Divisions but are labeled with double letters. Please add the appropriate sub-Class letter to the Class number.  
a. Age 7 and under      b. Age 8 to 11      c. Age 12 to 16

#### Division A ————— Photography

- Class 1 Alaskan Scenic
- Class 2 Portraits
- Class 3 Other Scenic
- Class 4 Children
- Class 5 Wildlife
- Class 6 Humor
- Class 7 Pets/Domestic Animals
- Class 8 Still Life
- Class 9 Birds
- Class 10 Candid
- Class 11 Nature
- Class 12 Transportation
- Class 13 Skies the Limit
- Class 14 Flowers
- Class 15 Alaska History
- Class 16 Ice Sculptures
- Class 17 Insects/Bugs/Butterflies/  
Spiders
- Class 18 Architectural and Industrial

- Class 19 Typically Alaska
- Class 20 Macro
- Class 21 Military
- Class 22 Aquatic Life
- Class 23 Black and White
- Class 24 Wild Card
- Class 25 Foliage
- Class 26 Action

#### Division B ————— Picture Stories

- Class 1 Picture Stories: Use 3 or more photos to tell a story. Individual photos must be a minimum of 4"x6," maximum 8"x10." Must be mounted on a standard sheet of foam core no larger than 20"x30." Be sure to include a title and descriptive notes for each picture. Add graphics, drawings, and borders, to

### SUPERINTENDENT

Tanja Bryan  
907-378-1757

### ENTRY DAYS

Upper Totem  
Online Entry closes  
July 22 at 7PM  
Entry Drop Off  
Saturday, July 23, 1-6PM  
Sunday, July 24, 11-2PM

### PICK UP DAY

Upper Totem  
Monday, August 8, 2-6PM

spice up your entry! Please only pet names (e.g., "Rex's Big Day") may be used to keep the entrant anonymous for judging.

#### Division Z ————— NON-COMPETITIVE



- ✓ Please see the Photography Entry Handbook available on the TVSFA website (tvsfa.org), or call TVSFA at 907-452-3750 to pick up a copy.
- ✓ Rules in the handbook must be followed for all Photography entries.

# Department 23

## Reduce, Reuse, Recycle!

### Sponsored by THE TOY QUEST

We know that our communities and local environments can become healthier if we learn new ways to reduce, reuse, and recycle the items that we buy, the materials that we make, and the energy that we consume. This Department is designed to get your creative juices flowing and to tap into your imagination and talents. Share your ideas, your inventions, and your viewpoints. Show with words or with examples how Interior Alaskans can reduce, reuse, and recycle!

Attach a card to your exhibit explaining the following: 1) What your item is. 2) Describe the materials that have been reused, recycled or reduced from other items. 3) Describe any new (never used) materials in your exhibit. 4) Describe your plans for the exhibit after the fair.

Exhibits will be judged on ingenuity, originality, quality, and percentage of contents that reduces, reuses, or recycles. All exhibits must be cleaned thoroughly—no rotting smells!

### SUPERINTENDENT

Robert Hildebrandt  
907-479-4529

### ENTRY DAYS

Kiwanis Building  
*Online Entry closes*  
*July 22 at 7PM*  
Entry Drop Off  
Saturday, July 23, 1-6PM

### PICK UP DAY

Kiwanis Building  
Monday, August 8, 2-6PM

### JUNIOR REDUCE, REUSE, RECYCLE!

All Junior Division are identical to Adult Division but are labeled with double letters.

Please add the appropriate Sub-Class letter to the Class number.

a. Age 7 and under      b. Age 8 to 11      c. Age 12 to 16

#### **Division A ————— Reduce!**

To Reduce means to use fewer things and produce less waste, repairing broken items rather than buying new, using a durable object instead of a disposable one, or by coming up with a plan to use less energy!

Class 1 How can we reduce? Write an essay/song/poem/story.

Class 2 Create a poster or display about "reducing."

Class 3 Show or write about a way to reduce energy use.

Class 4 Show or write about a way to reduce water consumption.

Class 5 Show or write about a way to reduce land use.

Class 6 Repair something.

Class 7 Create a durable item to replace a disposable item.

#### **Division B ————— Reuse!**

To Reuse means to use something again instead of throwing it away!

Reuse an item by using it again for its original purpose or for a new use.

Class 1 What can we reuse? Write an essay/song/poem/story.

Class 2 Create a poster/display about reusing

From reused items create:

Class 3 Crafted Item

Class 4 Art item

Class 5 Toy

Class 6 Quilt or Throw

Class 7 Clothing

Class 8 Costume

Class 9 Household Item

Class 10 Jewelry/Personal Accessories

Class 11 Holiday Ornament or Decoration

Class 12 Tools/Utensile/Other Usable Item

Class 13 Musical Instrument

Class 14 Mobile/Wind Chime

Class 15 Bag/Purse/Tote/Carryall

Class 16 Nine-Lives! What are nine ways that one item can be

reused? Write about it or show examples.

Class 17 Other

#### **Division C ————— Recycle!**

To recycle means to break down an item into its original components, that is then reconstructed into something useful. Aid recycling efforts by making a collection bin or invent something new made from recycled materials.

Class 1 Create a written piece about why we should recycle.

Class 2 Create a poster or display about Recycling

Class 3 Recycle paper.

Class 4 Write about or show how to compost yard waste.

Class 5 Create a collection bin for a recyclable item.

Class 6 Write a report about a recyclable item.

Class 7 Invent an item made from recycled materials.

#### **Division Z ————— NON-COMPETITIVE**



# Department 24A

## Quilt Show

**Sponsored by the Cabin Fever Quilters' Guild**

**QUILT SHOW IS NOW LOCATED IN THE QUILT BARN  
(AGRICULTURAL MUSEUM)**

**Special Preparations:** Enough Velcro needs to be sewn onto the top edge of the back of any quilt over 40 inches wide so it will be held securely on our rack. Use the "hook" side of the Velcro. The easiest way to attach the Velcro is to machine stitch top and bottom to a piece of fabric. Then whip stitch the top and bottom edges of the fabric, to the back of the quilt just below the binding. Note: Stick-back Velcro will not work!

**Condition:** Entries must be clean (no pet hair, quilting marks, soil, or unpleasant odor) and have a new appearance.

**Quilt Narrative:** Bring a brief description (less than 50 words) of your quilt, including a name for your quilt.

### Definitions:

**Maker:** the creator of the quilt top: If more than one person made any portion of the top, the quilt belongs in Division G-Made by a Group

**Longarm or midarm:** Any machine mounted on a frame allowing the quilter to move the machine rather than the fabric

**Home sewing machine:** Any sewing machine that is table-mounted or stationary which allows the quilter to move the fabric rather than move the machine.

**Edge-to-Edge Quilting:** A continuous line design quilted from one side to the other side and repeated from top to bottom of the quilt.

**Custom Quilting:** Individual quilting designs in borders, sashing, blocks and/or in the body of the quilt, as with Whole Cloth Quilts.

### Division A — Large-Edge to Edge by Longarm/Midarm Machine

Entire Quilt measures 325" or more around. Freehand or edge to edge pantograph is quilted on Longarm or Midarm machine

Class 1 Pieced-Piecing predominates over other techniques in amount or effect.

Class 2 Applique-Applique predominates over other techniques in amount or effect.

Class 3 Mixed/Other-Whole Cloth, photo, embroidery, crazy or even amounts of applique and piecing.

### Division B — Medium-Edge to Edge by Longarm/Midarm Machine

Entire quilt measures 250"-324" around. Freehand or edge to edge pantograph is quilted on Longarm or Midarm machine

Class 1 Pieced-Piecing predominates over other techniques in amount or effect.

Class 2 Applique-Applique predominates over other techniques in amount or effect.

Class 3 Mixed/Other-Whole cloth,

photo, embroidery, crazy or even amounts of applique and piecing.

### Division C — Small-Edge to Edge by Longarm/Midarm Machine

Entire quilt measures under 250" around. Freehand or edge to edge pantograph is quilted on Longarm or Midarm machine

Class 1 Pieced-Piecing predominates over other techniques in amount or effect.

Class 2 Applique-Applique predominates over other techniques in amount or effect.

Class 3 Mixed/Other-Whole cloth, photo, embroidery, crazy or even amounts of applique and piecing.

### Division D — Quilted by Hand, or Home Sewing Machine

Quilted by hand or on home sewing machine (no Longarm or Midarm quilting).

Class 1 280" or more around the entire quilt

Class 2 Less than 280" around the entire quilt

### Division E- Custom Quilted by Machine

Individual designs are custom quilted using a Longarm, Midarm or home sewing machine

Class 1 280" or more around the entire quilt

Class 2 Less than 280" around the entire quilt

### Division F — Miscellaneous Coverings

This Division includes all sizes with coverings such as comforters, puffed or tied quilts

Class 1 All Quilts

### Division G — Group Project

Quilt tops must be made by two or more people for all sizes and quilting method. A top or set of blocks acquired (purchased, gifted, block exchanged, "found") by an individual or group and then finished into a quilt.

Class 1 All Quilts

### Division H — Wall Quilts

Intended for display on a wall, all quilting methods are allowed (Longarm, Midarm, home sewing machine or by hand).

Class 1 280" or more around the entire quilt

Class 2 Less than 280" around the entire quilt (change to between 161"-279"?)

### SUPERINTENDENT

Marcia Bryant  
907-317-2185

### ENTRY DAYS

Quilt Barn  
Online Entry closes  
July 22 at 7PM  
Entry Drop Off  
Saturday, July 23, 1-6PM

### PICK UP DAY

Quilt Barn  
(Agricultural Museum)  
Monday, August 8, 2-6PM

**JUNIOR QUILT SHOW**  
**AGE 16 AND UNDER**

All Junior Divisions are identical to Adult Divisions but are labeled with double letters. Please add the appropriate Sub-Class letter to the Class number.

a. Age 7 and under      b. Age 8 to 11      c. Age 12 to 16

**Division AA** ————— **Junior-Large Quilts**  
 200" or larger around the entire quilt  
 Class 1 Single Maker, Quilted  
 Class 2 Single Maker, Tied  
 Class 3 Single Maker, Quilted by adult  
 Class 4 Group (Quilt top made by more than one junior)

**Division BB** ————— **Junior-Small Quilts**  
 Smaller than 200" around the entire quilt  
 Class 1 Single Maker, Quilted  
 Class 2 Single Maker, Tied  
 Class 3 Single Maker, Quilted by adult  
 Class 4 Group (Quilt top made by more than one junior)

## Department 24B

### Quilted Wall Art

**Special Preparations:** Due to the limited space, exhibits are limited in size to approximately 160" total around. Entries must be easy to hang on metal crossed wire panels using large metal clips. **All ornamental wall hangings are to be original (no kits),** made of fiber, and quilted. The work is to be done and quilted by one person or club.

**Judging** will be based on: Technique- complexity, difficulty; Design-overall presentation, color choices, with a strong emphasis on Originality.

**Definitions:** **Quilted:** stitched, fastened, or sewn layers with padding in between (at least 3 layers).  
**Fiber:** Material made of fine threadlike filaments such as cotton, plastic, jute, metal, nylon

**JUNIOR QUILTED WALL ART**  
**AGE 16 AND UNDER**

All Junior Divisions are identical to Adult Divisions but are labeled with double letters. Add the appropriate Sub-Class letter to Class number.

a. Age 7 and under      b. Age 8 to 11      c. Age 12 to 16

**Division A** ————— **Machine Embroidery**  
 Class 1 Machine Embroidery,  
                   including digital designs  
 Class 2 Freehand Thread Painting w/  
                   Machine

**Division B** ————— **Altered Surfaces**  
 Class 1 Painted or Hand-dyed Fabrics  
 Class 2 Printed Photo Fabrics

**Division C** ————— **Surface Embellishments**  
 Class 1 Buttons, Beads, Metal  
                   charms, Ribbons, Decorative  
                   cord and yarn  
 Class 2 Applique or Silk flowers;  
                   original design, no kits or pre-  
                   cut designs  
 Class 3 Appliques, including pre-cut  
                   designs; no kits.

**Division D** ————— **Holiday Theme**  
 Class 1 Holiday Theme

**Division E** ————— **Other**  
 Class 1 Quilted/Pieced Design, no  
                   kits or embellishments or  
                   patterns  
 Class 2 Combination of 2+Divisions  
 Class 3 Other

**Division F** ————— **Pattern used (no kits)**  
 Class 1 Block Pattern; no kits  
 Class 2 Other Pattern; no kits

**Division Z** ————— **NON-COMPETITIVE**

### **SUPERINTENDENT**

Melissa Sikes  
 907-347-1802

### **ENTRY DAYS**

Upper Totem  
*Online Entry closes*  
*July 22 at 7PM*  
 Entry Drop Off  
 Saturday, July 23, 1-6PM  
 Sunday, July 24, 11-2PM

### **PICK UP DAY**

Upper Totem  
 Monday, August 8, 2-6PM

# Department 25

## Clay Craft

This Department is for kiln-fired pottery and ceramic pieces. Fimo™ and Playdough™ should be entered in Department 12-Creative Arts.

### JUNIOR CLAY CRAFT

All Junior Division are identical to Adult Division but are labeled with double letters.

Please add the appropriate sub-Class letter to the Class number.

a. Age 7 and under      b. Age 8 to 11      c. Age 12 to 16

### KILN FIRED:

#### EARTHENWARE, ALASKA

#### CLAY, STONEWARE, KAOLIN,

#### PORCELAIN

#### Division A—Greenware/Bisque Underglaze

- Class 1 Opaque
- Class 2 Translucent
- Class 3 Combination
- Class 4 Multiple Methods
- Class 5 Miscellaneous Entries

#### Division B—Glazes

- Class 1 Opaque/Matte
- Class 2 Transparent
- Class 3 Specialty Glazes (sand star, river rock, crackle, etc.)
- Class 4 Combination
- Class 5 Freehand Design
- Class 6 Multiple Methods
- Class 7 Miscellaneous Entries

#### Division C—Fired Overglazes

- Class 1 Luster/Metallic
- Class 2 Decal
- Class 3 China Paint
- Class 4 Multiple Methods
- Class 5 Miscellaneous Entry

#### Division D—Stains

- Class 1 Opaque
- Class 2 Transparent
- Class 3 Antiqued
- Class 4 Specialty Stains (crackle, metallic, etc.)
- Class 5 Dry Brushing
- Class 6 Pastels/Chalks
- Class 7 Multiple Methods
- Class 8 Miscellaneous Entry

#### Division E—Designs & Adaptations

- Class 1 Surface Add-ons
- Class 2 Inclusions (added into surface)
- Class 3 Airbrushed

#### Class 4 Multiple Methods

#### Class 5 Mixed Media (Clay and other craft combinations)

#### Class 6 Miscellaneous Entry

#### Division F—Porcelain (Porcelain Dolls should be entered in Department 18 – Dolls)

- Class 1 Underglazes
- Class 2 Overglazes-China Point
- Class 3 Overglazes-Lusters
- Class 4 Lace, Draping Fabric
- Class 5 Applied Decorations
- Class 6 Hand-Molded Attachments
- Class 7 Multiple Methods
- Class 8 Mixed Media (porcelain with other craft combinations)
- Class 9 Miscellaneous Entries

#### Division G—Thrown Pottery

- Class 1 Unglazed/Stained
- Class 2 Underglazed/Overglazed
- Class 3 Sgraffito (carved design)
- Class 4 Multiple Clays
- Class 5 Raku
- Class 6 Wood Fire
- Class 7 Pit Fire
- Class 8 Sets (multiple pieces in the same style)
- Class 9 Miscellaneous Entry

#### Division H—Sculpture

- Class 1 Replica (realistic representations of animals, humans, flowers, etc.)

#### Class 2 Abstract (personal expression in 3D form)

#### Class 3 Masks

#### Class 4 Musical Instrument

#### Class 5 Mugs

#### Class 6 Sets (multiple pieces in the same style)

#### Class 7 Miscellaneous Entry

#### Division I—Technique

#### Class 1 Slab

#### Class 2 Pinch

#### Class 3 Coil

#### Class 4 Mixed Methods

#### Division J – High-Heat Fired Metal Clay

#### Class 1 Gold

#### Class 2 Silver

#### Class 3 Bronze

#### Class 4 Copper

### LOW HEAT CURED

### POLYMER CLAY

#### Division K—Surface Techniques

#### Class 1 Crackle

#### Class 2 Metal Leaf

#### Class 3 Textured

#### Class 4 Painted

#### Class 5 Mixed Technique

#### Class 6 Baked Fimo™

#### Class 7 Miscellaneous Entry

#### Division L—Sgraffito (Carved)

#### Class 1 Carved Before Curing Polymer

#### Class 2 Carved After Curing Polymer

#### Class 3 Mixed Techniques

#### Class 4 Miscellaneous Entry

#### Division Z—NON-COMPETITIVE

### SUPERINTENDENT

Althea Nabinger

907-799-6002

Assistant

### ENTRY DAYS

Badger Hall

Online Entry closes

July 22 at 7PM

Entry Drop Off

Saturday, July 23, 1-6PM

Sunday, July 24, 11-2PM

### PICK UP DAY

Badger Hall

Monday, August 8, 2-6PM

---

Enter more than **20 exhibits** and receive **20% off** a season pass!  
Be sure to present your entry receipts at purchase!

---

Please watch our Website, Facebook page, and Instagram  
for announcements on ticket sales and giveaways

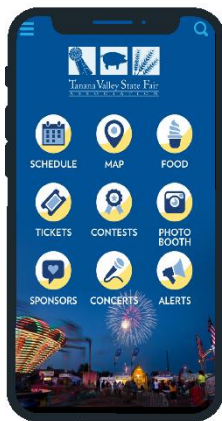
Download our new free App for other contests and updates

Watch for the Tanana Valley State Fair Rain Classic this summer

#### FAIR STAFF

Coleen Turner – [director@tvsfa.org](mailto:director@tvsfa.org) ----- Acting Executive Director  
Karen Lane – [operations@tvsfa.org](mailto:operations@tvsfa.org) ----- Operations Manager  
Buddy Lane – [buddy@tvsfa.org](mailto:buddy@tvsfa.org) ----- Facilities Manager  
Melany Choto – [web@tvsfa.org](mailto:web@tvsfa.org) ----- Web & Social Media Coordinator  
Nick Hudson – [entertainment@tvsfa.org](mailto:entertainment@tvsfa.org) ----- Entertainment Coordinator  
Mary Fulton – [exhibits@tvsfa.org](mailto:exhibits@tvsfa.org) ----- Exhibits Coordinator  
Lilli Wilcher – [events@tvsfa.org](mailto:events@tvsfa.org) ----- Event Coordinator  
Juanita Webb – [vendors@tvsfa.org](mailto:vendors@tvsfa.org) ----- Vendor Coordinator  
Ruth Pomeroy – [volunteers@tvsfa.org](mailto:volunteers@tvsfa.org) ----- Volunteer Coordinator

GET THE MOST UP TO DATE  
FAIR INFORMATION!  
**DOWNLOAD OUR FREE APP TODAY!**



Scan QR Code  
To go to Google Play  
or Apple App Store

Tanana Valley State Fair Association, Inc.  
1800 College Road  
Fairbanks, AK 99709  
907.452.3750  
[www.tvsfa.org](http://www.tvsfa.org)

#### **TVSFA Board of Directors at the time of printing**

Board President Coleen Turner  
Mike Bartch • Marla Lowder • Joe Hayes  
David Leslie • Carmen Randle • Brittany Smart • Linda Stanley • John Tiemessen

FB: @tananavalleystatefair  
IG: officialtananavalleystatefair



The Tanana Valley State Fair Association publishes the TVSFA Exhibitor's Guide annually.  
June 2022      ©2022 Tanana Valley State Fair Association