

& Don't go **BACON** my Heart



JULY 28-AUGUST 6- FAIRBANKS, ALASKA 2023

Tanana Valley STATE FAIR

TABLE OF CONTENTS

Entry Rules-----	3
Department 1 4-H Club work -----	7
Department 2 Girl Scouting -----	14
Department 3A Vegetables & Fruits -----	15
Department 3B Novelty Vegetables-----	18
Department 3C Giant Cabbage & Bucks for Bales----	19
Department 4 Livestock & Livestock Entry Rules-----	20
Livestock Show Schedule -----	25
Department 4A Open Livestock-----	26
Department 4B 4-H & FFA Livestock -----	30
Market Livestock-----	37
Department 4C Open Small Livestock -----	39
Department 5 Equine Rules-----	43
Department 5A 4-H Horse Show -----	43
Department 5B Equine Fair Halter & Costume -----	45
Department 6 FFA Agricultural Education -----	46
Department 7A Culinary -----	48
Department 7D Bake-Off -----	46
Department 8 Food Preservation -----	49
Department 9 Sewing-----	51
Department 9B Fashion Show -----	52
Department 10 Spinning & Weaving-----	52
Department 11 Flower Show & Wildflowers-----	54
Department 12 Creative Arts -----	56
Department 12LC Lego Contest-----	58
Department 13A Adult Fine Arts -----	59
Department 13B Junior Art Show-----	60
Department 13C Creative Writing -----	61
Department 14 Alaska Native Arts -----	62
Department 18 Doll Creations and Accessories -----	63
Department 19 Knitting, Crocheting, Tatting-----	64
Department 20A Educational Showcase-----	65
Department 20B Speech & Drama Festival-----	67
Department 21 Needlework -----	68
Department 22 Photography-----	69
Department 23 Reduce, Reuse Recycle!-----	70
Department 24A Quilt Show -----	71
Department 24B Quilted Wall Art-----	72
Department 25 Clay Craft -----	73
Staff, Board, & Other Information-----	76

ENTER ONLINE AT:

WWW.TANANA.FAIRWIRE.COM

Don't Go Bacon My Heart

- ◆ 2023 Fair Colors: Pink, Teal, Green ◆
- ◆ 2023 Fair Plant/Flower: Succulent ◆
- ◆ 2023 Fair Fruit/Vegetable: Zucchini ◆

July 28 - August 6, 2023

ENTRY DAYS

NON-PERISHABLES:

Online Entry closes July 21 at 7 PM

Entry Drop Off*: Saturday, July 22, 1 pm - 6 pm

Sunday, July 23, 1 pm - 6 pm

JUNIOR PERISHABLES:

Online Entry closes July 26 at 7 PM

Entry Drop Off: Thursday, July 27, 1-6pm

ADULT PERISHABLE:

Online Entry closes July 31 at 7 PM

Entry Drop Off: Tuesday, August 1, 1-6pm

GIANT CABBAGE WEIGH IN

Online Entry closes July 28 at 7 PM

Entry Drop Off: Saturday, July 29, 1-6pm

LEGO CONTEST*

Online Entry closes July 21 at 7 PM

Entry Drop Off*: Saturday, July 22, 1 pm - 6 pm

Sunday, July 23, 1 pm - 6 pm

***ENTRIES IN THE LEGO SPECIAL CONTEST SHOULD NOT BE ENTERED IN DEPARTMENT 12 DIV. X**

PICK UP DAYS

JUNIOR PERISHABLES: Tuesday, August 1, 1-6 PM

ADULT PERISHABLES & ALL NON-PERISHABLES:

Monday, August 7, 1-6 PM

~ Items unclaimed on the 7th can be picked-up in Upper Totem on the 11th during premium payout times

PREMIUM PAYOUT

at the Event Office

NON-PERISHABLES: Begins Tuesday, August 1 at 12 PM, and continues throughout the Fair

ALL PREMIUM PAYOUTS: Monday, August 7, 1-6 PM, & Friday, August 11, 1-6 PM

GRAND CHAMPION CEREMONY
AUGUST 5, 2023,
Starting at 3 PM



Any exhibits not picked up by August 11 will be disposed of. Any payouts under \$25 not picked up by August 11 will be forfeited. Payouts over \$25 will be sent to the exhibitor by check.

2023 UPDATES AND INFORMATION

1. All Entry is Digital this year. Follow the link on our website www.tvsfa.org to enter all exhibits.
2. Print your receipt. The exhibitor is responsible for printing their receipt or saving a copy on their smart phone prior to entry drop off day(s). The exhibitor is also responsible for checking in with the receipt or entry information ready and available to be entered into the ShoWorks system. An EXHIBIT TAG must accompany each exhibit and will be printed out by Fair Staff or Volunteers at the time of entry drop off.
3. Please be sure to double check WHEN and WHERE you can enter your exhibits, as some of the departments have changed locations or merged.
4. To receive help with online entries or assistance printing your exhibit receipt, please contact our exhibits coordinator at 907-415-9563 or email exhibits@tvsfa.org.

TVSFA Core Values

Family ♦ Community ♦ Diversity ♦ Engagement ♦ Partnership ♦ Fun

Rules and Procedures

Competitive Exhibits are at the heart of the Tanana Valley State Fair. Each year thousands of exhibitors showcase the products and skills that represent the best in our talented community.

Thank you for taking part, and we hope you enjoy the Fair!

Entry Rules

1. Entries are open to all people.
2. Every exhibit must be entered in the name of the grower or maker, except for livestock, which must be entered in the name of the owner.
3. *Junior exhibitors (age 16 and under) must enter Junior Departments*, with their current age written on the EXHIBIT TAG. Age will be used only to determine age group and for labels.
4. Exhibitors may enter as many competitive exhibits as they wish, but only **one (1) entry per Class per Division**. Refer to the livestock rules in Department 4 for livestock entry information.
5. No entry may be allowed to compete in more than one (1) Class within the same Division.
6. Up to five (5) entries may be entered in the Non-Competitive Division. Check your Department to see if this Division is available. Non-Competitive Divisions will not be judged for any ribbon or monetary prize.
7. TVSFA reserves the right to refuse any exhibit not deemed appropriate for Fair entry. These decisions are made at the discretion of Fair staff and Superintendents.
8. Except for live animals or plants, no entry shall have been previously exhibited at the Tanana Valley State Fair.
9. Entries that were entered non-Competitively in 2022 may return in 2023, but you must have the corresponding Non-Competitive receipt or EXHIBIT TAG for proof of non-competition. *You may also reach out to the Exhibit Coordinator for proof.*
10. No smoking, drinking, or eating is allowed in the exhibit areas. No smoking, drugs or drug paraphernalia are allowed on the Fairgrounds. Beer and wine may be consumed only on the Fairgrounds in areas designated by the Board of Directors.
11. No animals are permitted on the Fairgrounds, except for service dogs and animals entered as exhibits or as part of a Fair-sanctioned special event.

12. No "For Sale" signs, business cards, religious or military pamphlets permitted on any exhibit during the Fair. Displays are strictly exhibits only.
13. Any exhibitor found plagiarizing or turning in an entry that is not their own work will forfeit ALL premiums and placing for the year.
14. Entering an exhibit into the Fair indicates that the exhibitor accepts and agrees to abide by all rules and procedures as presented in the Exhibit Guide and other incidental materials.

Entry Procedures

1. **Log into the Fair Entry System (Showworks) and create an exhibitor profile at tanana.fairwire.com.** Each exhibitor must create a profile on the ShoWorks System. This account is permanently on the system and can follow you to any future fair using the system!
2. **Print your receipt.** The exhibitor is responsible for printing their receipt prior to entry day. The exhibitor is responsible for checking in with the receipt or entry information ready and available to be entered into the ShoWorks system. An EXHIBIT TAG must accompany each exhibit and will be printed out by Fair Staff or Volunteers at the time of entry.
3. **Know your deadlines.** Exhibitors are responsible for knowing applicable entry periods, and to abide by those dates.
4. **Enter your exhibit.** Turn in your exhibit with its exhibit tag to the Superintendent or clerk at the Department locations. You can get help on Entry Day from designated Staff or Volunteers. Call the Fair Office if you need access to a computer prior to Entry Day.
5. **Remember to pick up your Exhibit and Premiums.** Take note of the dates to reclaim your items and winnings and be sure to bring the receipt!

Unfortunately, we cannot accept entries before or after the published entry dates and hours. If you are unable to attend Entry Drop-Off Day, consider asking someone to take your entry to the Fair with your items and entry receipt!

Judging

All judges at the Tanana Valley State Fair are volunteers, with the exception of livestock judges. The Tanana Valley State Fair Association recognizes that qualified and impartial judges are the most important part of the process. Quality judging is recognized as one of the keys to quality exhibits at the Fair. Another key is exhibitor understanding of how exhibits are judged. The following is a description of the two methods of judging used at the Tanana Valley State Fair.

DANISH: The DANISH system of judging uses an established standard of perfection as the basis for judging. Each exhibit is judged individually in comparison to the standard. The judge then decides whether the exhibit is deserving of a Blue Award (Excellent), Red Award (Good), White Award (Worthy), or no award. It is possible, therefore, to have several Blue Awards in the same Division. The Danish system is used in the 4-H/FFA and Girl Scouting Departments.

AMERICAN: In the American system of judging, exhibits are placed before a judge or panel of judges who rank the entries. A standard of quality is employed here also, but the exhibits are judged against the standard as well as each other. Most often the best exhibit receives a First Prize ribbon, the next best exhibit a Second Prize, and so forth. However, the judge(s) may determine there is no exhibit worthy of first prize, and may award the best exhibit a second prize, or even no prize at all. A judge is not required to award any prizes at all, but may not award the same prize to more than one exhibit.

Danish

Blue Ribbon	-----	\$3
Red Ribbon	-----	\$2
White Ribbon	-----	\$1
Division Champion	-----	\$3
Cloverbud Ribbon, Rainbow	-----	\$1

American

First Prize, Blue Ribbon	-----	\$5
Second Prize, Red Ribbon	-----	\$3
Third Prize, White Ribbon	-----	\$1
Division Champion	-----	\$3
Grand Champion	-----	Large Rosette
Jr. Participant	-----	Ribbon

Judging Rules

1. Judging may begin in any Department immediately following the closure of entries. If judging is on the Danish System, judging may begin as entries come in.
2. The TVSFA reserves the right to close exhibit areas to public viewing until judging is complete.
3. Superintendents have the right to disqualify an entry if entry procedure or preparation has not been followed.
4. Superintendents may change the division of any entry if it has been entered in the wrong department or division or may create a new class for any division entry identified as appropriate. This must be done before judging begins or the entry will be disqualified. Although Superintendents are encouraged to reclassify exhibits when appropriate, it is the responsibility of the exhibitor to enter their exhibit in the correct division and class.
5. All junior entries that do not place will receive a Participant or Exhibitor Ribbon.
6. All judging is final. A formal protest may be submitted if the exhibitor feels they have been unfairly judged.

TVSFA Protest Policy

Decisions of the judges are final. If an exhibitor feels the rules and/or procedures regarding their entry into the Tanana Valley State Fair have been improperly followed or interpreted, a protest may be submitted to the Executive Director at the Fair Office. Questions regarding entry should be addressed to the Department Superintendent. No appeal based on the alleged incompetence of the judge(s) will be considered.

Exhibitors are strongly encouraged to talk to the Department Superintendent and/or Competitive Exhibits Coordinator prior to initiating a formal protest. Should a resolution not be reached after speaking with the Superintendent and Competitive Exhibits Coordinator, a formal protest may be submitted in writing within 24 hours of the event or of the results being made public.

Protests must plainly state the cause of complaint or appeal. Protests will be accepted only from exhibitors, or parents or guardians of exhibiting minors, directly affected by the outcome of judging being protested. All protests shall be accompanied by a \$25 protest fee that will be returned if the protest is upheld.

Exhibit Pick-up and Payout Information

NON-PERISHABLE EXHIBIT PAYOUTS will begin TUESDAY, AUGUST 1, and be available for pickup at the Event Office during regular hours throughout the Fair.

NON-PERISHABLE EXHIBITS will be available for Pick up August 7, 1-6 PM, items unclaimed on the 7th can be picked-up the 11th 1-6pm in Upper Totem. Perishable Exhibits can be picked up on Monday, August 7, 1-6 PM.

PERISHABLE EXHIBIT & CONTEST PAYOUTS will be available for pickup August 7, 1-6 PM and August 11, 1-6 PM.

***Any premiums under \$25 not picked up by 6:00 PM on Friday, August 11 will be forfeited.** All exhibit payouts over \$25.00 will be mailed to exhibitors. Please make sure we have an accurate mailing address on file.

1. Non-Perishable Exhibits may not be removed from the Fairgrounds prior to Monday, August 7, 1-6 PM. Special provisions for removal of livestock exhibits are covered in the Livestock Rules listed at the beginning of Department 4.
2. Any exhibitor obtaining a premium through false evidence or misrepresentation, or by violation of any of the rules and regulations, shall have the money or other premium withheld by the Fair until the issue has been resolved.
3. Livestock and equine exhibitors must adhere to all rules of conduct and responsibility or forfeit any premiums due. See **Livestock Rules and Ethics Policy** for more specific information.
4. Premiums in question should be resolved by August 18, 2023 through the Exhibit Coordinator.

Exhibitors are responsible for picking up their exhibits. TVSFA is not responsible for exhibits, premiums, or ribbons left at the Fairgrounds after Friday, August 11 at 6 PM unless prior arrangements have been made. (For livestock, see **Livestock Rules** in Department 4, Livestock Release).

Exhibit Security

Fair management uses every possible precaution to protect exhibits and property while on exhibition. However, the TVSFA shall not be held responsible for loss, damage, or injury of any kind from any source. Due to conditions beyond our control, Fair management, and/or Association members, will not be held responsible for personal injuries, accidents, or losses sustained by visitors, exhibitors, or other people on the Fairgrounds. Any concerns regarding the security of your exhibit must be dealt with prior to the Fair. Entering an exhibit into the Fair indicates that the exhibitor accepts the inherent risks in displaying their exhibits in a public forum.

The TVSFA Board of Directors reserves the right to interpret these rules and regulations and to arbitrarily settle and determine all matter, questions, and differences in regard thereto, or arising out of, connected with or incident to the Fair, and it reserves the right to rule on any matter not covered.

**TRUSTED
TRIED AND TRUE**

Kawasaki
Let the good times roll®

MULE PRO-FXT™ RANCH EDITION PLATINUM

- RANCH EDITION PLATINUM STYLING
- LUXURY LEATHERETTE INTERIOR
- WARN® VRX-45 POWERSPORT WINCH
- BRUSH AND HEADLIGHT GUARDS

MULE PRO-MX™ SE

- SPECIAL EDITION STYLING
- FACTORY INSTALLED WINCH
- SUN TOP AND CAST ALUMINUM WHEELS

WARN® VRX 45, the WARN logo and THE RED HOOK STRAP are registered trademarks of Warn Industries, Inc.

3 YEAR
LIMITED WARRANTY
STRONG

ALASKA FUN CENTER

1817 COLLEGE RD FAIRBANKS ALASKA 99709

907-452-3455

WWW.ALASKAFUNCENTER.COM

KAWASAKI CARES: Read Owner's Manual and all on-product warnings. Always wear a helmet, eye protection and proper apparel. Never ride under the influence of drugs or alcohol. Adhere to the maintenance schedule in your Owner's Manual.
©2021 Kawasaki Motors Corp., U.S.A.

Scan with camera
to view videos,
key features
and more.





Department 1

4-H Club Work



Sponsored by THE TOY QUEST

This Department is open to 4-H Members only.

RULES

1. 4-H exhibitors must be enrolled in their projects by June 13th.
2. Participants must enter in the appropriate age Department according to their age during the 2022/2023 school year.
3. All exhibits must be a result of a 4-H learning experience during the current project year, and should show a progression of skills from one year to the next.
4. Exhibitors may participate in interview judging on Entry Drop Off Day
5. Exhibits are judged on the Danish System. Ribbons of blue (excellent), red (good), or white (worthy) will be awarded according to quality in comparison to an established standard.
6. Members ages 5-7, as of August 15, 2022, are considered Cloverbud 4-H members and will receive a rainbow ribbon and a \$1 premium per winning entry.
7. All exhibits must be clean, neat, and properly prepared for exhibition and judging. Substandard or improperly prepared exhibits or animals will not be accepted.
8. 4-H entries are also subject to Fair entry rules and procedures.
9. Three (3) entries will be accepted to each Class

Contact 4-H Office at 907-474-2427 for more information.

EDUCATIONAL DISPLAY

Each Department offers the opportunity to enter an educational display. Individual displays are limited to a maximum of 72 inches in height, 26 inches in width and 30 inches in depth (front to back of display) when exhibited. Displays must be freestanding. Displays must reflect actual club-related work or projects; school-related projects should be entered to Department 20A – Education Showcase. A display may be 3-dimensional or use a notebook. If you choose to do a poster, check Department 1J, Division F to see which Department is more appropriate.

Explanations should include how the exhibit was made or what was done in the project; operating instructions if appropriate; information sources; and what the member learned. Explanations must be complete to qualify the exhibit for judging.

Department 1A

4-H FOOD & NUTRITION

Exhibitor must be enrolled in a food project. All foods must be displayed on appropriately sized paper plate and enclosed in plastic. Recipes must be written on 3"x5" or larger cards and taped to the exhibits. All food exhibits must be safe to taste at room temperature. Dishes that are kept above 140° or below 40° will not be accepted. If a Class has a number of items listed next to it, be sure to include that number of items in the entry. Failure to meet the required number of items in the entry can result in disqualification.

SUPERINTENDENTS

Patsy Perkins 907-479-4529
Jan Hanscom 907-479-3259

4-H EDUCATOR

Marla Lowder, 4-H Agent
907-474-2427

AGE CATEGORIES

Ages as of August 15, 2022.
Cloverbud --- 5-7 yrs
Junior ---- 8-11 yrs
Intermediate – 12-14 yrs
Senior --- 15-18 yrs

ENTRY DAYS

**Non-Perishable Exhibits,
Registration for 4-H
Competition
Online Entry closes
July 21 at 7PM**
Drop Off July 22, 1-6 PM
Upper Totem Building

**Perishables, Foods, Food
Preservation, & Plant
Science**

**Online Entry closes
July 26 at 7PM**
Drop Off Thursday, July 27, 1-6pm
Upper Totem Building

PICK UP DAY

PERISHABLE:

Monday, August 7, 1-6PM

NON-PERISHABLE:

Monday, August 7 1-6PM

Division A ————— Quick Breads

Number of items in the

- Class 1 Biscuits or Scones (4)
- Class 2 Muffins (4)
- Class 3 Pancakes (2)
- Class 4 Waffles (1)
- Class 5 Crepes (2)
- Class 6 Corn Bread
- Class 7 Coffeecake
- Class 8 Gingerbread (4)
- Class 9 Quick bread (1 loaf)
- Class 10 Cake Doughnuts (4)
- Class 11 Cloverbud Entries
- Class 12 Other

JUDGING METHOD:

Information ----- 50%
Related to Project ----- 30%
Workmanship ----- 20%

Division B ————— Yeast Breads

- Class 1 White Bread (1 loaf)
- Class 2 Whole Wheat Bread (1 loaf)
- Class 3 Other Grains (1 loaf)
- Class 4 Sourdough (1 loaf, or 4 rolls)
- Class 5 French Bread (1 loaf)
- Class 6 Biscuits or Scones (4 biscuits or 4 scones)

Class 7 Made in Bread Machine

Class 8 Other Yeast Products

Division C ————— Cookies

- Class 1 Bar Cookies
- Class 2 Drop Cookies
- Class 3 Refrigerator Cookies
- Class 4 Pressed Cookies
- Class 5 Molded Cookies
- Class 6 Rosettes
- Class 7 No-bake Cookies
- Class 8 Cloverbud Entries
- Class 9 Other

Division D ————— Cakes

½ layer, unfrosted unless otherwise specified

- Class 1 White or Yellow Cake
- Class 2 Sponge; Chiffon or Angel Food
- Class 3 Pound Cake
- Class 4 Jellyroll
- Class 5 Chocolate Cake
- Class 6 Use of Commercial Mix
- Class 7 Spice Cake
- Class 8 Cupcakes (4 frosted)
- Class 9 Cake w/Frosting, Topping
- Class 10 Upside-down Cake
- Class 11 Cloverbud Entries
- Class 12 Other

Division E ————— Pies

- Class 1 Single Crust Pie
- Class 2 Double Crust Pie
- Class 3 Crumb Crust Pie
- Class 4 Tarts (4)
- Class 5 Other

Division F ——— Other Food Preparation

Theme should be included in title.

Decoration will be considered.

- Class 1 Candies (4 pieces)
- Class 2 Nutritious Snacks
- Class 3 Packed Box Lunch
- Class 4 Microwave Foods
- Class 5 Ethnic Foods
- Class 6 Gift Pack (up to 4 items)
- Class 7 Other

Division G ————— 4-H Food Education

For 4-H members enrolled in food projects

Use pictures, drawings, or food models- no prepared food.

Appropriate Topics: Recipe Collection; Table Setting; Meal Plans; Food Safety Procedures; Outdoor Cookery; Nutrition & Fitness. Contact Superintendent for approval on alternate subjects.

Class 1 Junior Display

Class 2 Intermediate Display

Class 3 Senior Display

Division H ————— Food Decoration

Class 1 Cake (must use real cake)

Class 2 Cookie

Class 3 Cupcake

Class 4 Garnishes

Class 5 Sugar Molds

Class 6 Gingerbread House/Scene

Class 7 Cloverbud Entries

Class 8 Other

Division I ————— Food Preservation

All canned foods must be in standard canning jars and processed according to USDA guidelines. Canning methods, times, and temperatures must be on the jar labels.

All dried foods must be labeled with processing time and temperature.

For more information, see

Department 8-Food Preservation, and refer to the Department 8 handbook found in the Fair Office.

Class 1 Canned Fruit, 1 jar

Class 2 Canned Tomatoes, 1 jar

Class 3 Variety, different fruits, 3 jars

Class 4 Pickles, 1 jar

Class 5 Pickle Relish or Salsa, 1 jar

Class 6 Pickled Vegetables, 1 jar

Class 7 Sauerkraut

Class 8 Canned Juice, 1 jar

Class 9 Canned Vegetable, 1 jar

Class 10 Jam w/Pectin

Class 11 Jelly w/Pectin

Class 12 Jam/Jelly, Long Boil, No Pectin

Class 13 Marmalade, Conserve, Preserve

Class 14 Fruit Butter

Class 15 Fruit Leather, 3 pieces

Class 16 Dried Fruit, 3 pieces

Class 17 Other Preserved food

Division J ——— 4-H Food Preservation Educational Display

See Educational Display for guidelines.

Appropriate Topics: Preserved wild edible plant w/ menu; Collection of 3-5 canned foods and plan for use; Dehydrator or Smoker made by 4-H member. Contact Superintendent for approval on alternate subjects.

Class 1 Junior Display

Class 2 Intermediate Display

Class 3 Senior Display

Department 1B**4-H Sewing Challenge**

Sign up for this event online or before July 21 or during non-perishable entry drop off on July 21. The contest will be held July 25 at 12 Noon. Please contact your Superintendent for location.

Division A ————— Cloverbud & Junior

Class 1 Cloverbud Entry

Class 2 Sewing Project-First Year

Class 3 Sewing Project-2 Plus Years

Division B ————— Intermediate

Class 1 Sewing Projects-First & Second Year

Class 2 Sewing Projects-3 Plus Years

Class 3 Quilt Project-First or Second Year in Quilt Project

Division C ————— Senior

Class 1 Sewing Project-First & Second Year

Class 2 Sewing Project-Third & Fourth Year

Class 3 Sewing Project-5 Plus Years

Class 4 Quilt Project-First or Second Year in Quilt Project

Class 5 Quilt Project-3 Plus Years in Quilt Project

Department 1C**4-H SEWING**

All projects must be clean and pressed. They can be worn.

Division A ————— Clothing Beginner/ Intermediate

Class 1 Pants/Shorts (w/ gathered/elastic waist)

Class 2 Skirt (w/ gathered/elastic waist)

Class 3 Vests

Class 4 Shirts

Class 5 Dress

Class 6 Loungewear/Nightwear

Class 7 Hoodie

Class 8 Cloverbud Entries

Class 9 Other

Division B ————— Clothing, Advanced

Articles must show **two or more** of the following skills: yoke, pocket, collar, cuff, set-in sleeve, zipper, machine buttonhole, waistband, hand hem, topstitching, ruffles, and pleats or sewn from knit fabrics

Class 1 Pants/Shorts

Class 2 Skirts

Class 3 Vests

Class 4 Shirts

Class 5 Dress

Class 6 Loungewear/Nightwear

Class 7 Jacket, non-tailored

Class 8 Swimwear

Class 9 Hoodie

Class 10 Other

Division C ————— Specialty Sewing

Class 1 Hand Sewn Clothing

Class 2 Formalwear/Party Dress

Class 3 Tailoring

Class 4 Fur/Leather

Class 5 Outerwear

Class 6 Summer Outerwear/Kuspuk

Class 7 Costumes

Class 8 Other

Division D ————— Household Items

Class 1 Kitchen Ensembles (2 or more coordinated items)

Class 2 Pillows

Class 3 Potholders

Class 4 Pillowcases

Class 5 Shears Case

Class 6 Pincushions

Class 7 Seasonal/Holiday Items

Class 8 Wall Hanging, not quilted

Class 9 Blanket/Throws, not quilted

Class 10 Cloverbud Entries

Class 11 Other

Division E — Toys, Animals, Dolls, Doll Clothing

Class 1 Stuffed Animals

Class 2 Sewn Cloth/Toys

Class 3 Sewn Dolls

Class 4 Doll Clothing

Class 5 Other

Division F ————— Accessories

Class 1 Hats

Class 2 Totes, Bags (basic)

Class 3 Totes, Bags (embellished)

Class 4 Aprons

Class 5 Scarves/Neck Gators

Class 6 Mittens/Gloves

Class 7 Cloverbud Entries

Class 8 Other

Tanana Valley State Fair Association

Division G ————— Quilting

Class 1 Quilted Potholders

Class 2 Quilted Table Runner

Class 3 Tied Quilt

Class 4 Machine Quilted Quilt

Class 5 Quilted Accessories

Class 6 Quilted Wall Hanging

Class 7 Quilted Clothing

Class 8 Other

Division H — 4-H Clothing Educational Display

See Educational Display for guidelines.

Appropriate Topics: Wardrobe Plan; 3+ separates with coordinating

accessories; Original Outfit Design;

Color Analysis; Collection of Textiles;

Collection of Different Fabric Weaves;

Careers in Clothing. Contact

Superintendent for approval on alternate subjects.

Class 1 Junior Display

Class 2 Intermediate Display

Class 3 Senior Display

Department 1D**4-H CRAFTS****Division A ————— Fiber/Paper Crafts**

Class 1 Stationary

Class 2 Yarn Craft

Class 3 Felt Craft

Class 4 Leather Craft

Class 5 Macramé

Class 6 Masks

Class 7 Fabric/Ribbon

Class 8 Other

Division B ————— Woodcraft/Carving

Class 1 Sculpture

Class 2 Wood

Class 3 Soap

Class 4 Masks

Class 5 Other

Division C ————— Beading/Jewelry

Class 1 Earrings/Rings/Pins

Class 2 Necklaces

Class 3 Bracelets/Anklets

Class 4 Suncatchers

Class 5 Sets (Must contain 3 pieces, one pair of earrings counts as 1 piece)

Class 6 Belts

Class 7 Ornaments

Class 8 Hair Ornaments

Class 9 Other

Division D ————— Ceramic/Pottery/Nonfired/Glass

Class 1 Porcelain

Class 2 Non-fired Clay

Class 3 Ceramic (Glaze)

Class 4 Ceramic (Stains)

Class 5 Glass (Fired)

Class 6 Stained Glass

Class 7 Thrown Pottery

Class 8 Sculptures

Class 9 Other

Division E — Reduce, Reuse Recycle Crafts

Class 1 Nine Lives (Reusing the same Material make at least 9 different crafts)

Class 2 Reuse of Fiber

Class 3 Reuse of Paper

Class 4 Reuse of Wood

Class 5 Reuse of Metal

Class 6 Reuse of Mixed Media (2+ different materials used)

Class 7 Reuse of Fair ribbons

Class 8 Other

Division F ————— Weaving

Class 1 Rugs

Class 2 Baskets

Class 3 Totes/Bags

Class 4 Woven Clothing

Class 5 Pillows/Household Items

Class 6 Wall Hanging

Class 7 Potholders

Class 8 Other

Division G ————— Knitting

Class 1 Sweaters/Other Clothing

Class 2 Scarf

Class 3 Hat

Class 4 Slippers/Socks

Class 5 Bag/Tote

Class 6 Gloves/Mittens

Class 7 Household Items

Class 8 Afghan

Class 9 Stuffed Animal/Toy

Class 10 Other

Division H ————— Crochet

Class 1 Sweaters/Other Clothing

Class 2 Scarf

Class 3 Hat

Class 4 Slippers & Socks

Class 5 Bag/Tote

Class 6 Gloves/Mittens

Class 7 Household Items

Class 8 Afghan

Class 9 Stuffed Animal/Toy

Class 10 Other

Division I ————— Other Needlecraft

Class 1 Cross Stitch

Class 2 Embroidery

Class 3 Plastic Canvas

Class 4 Applique

Class 5 Other

Department 1E

4-H FINE ARTS

All exhibits in this Department must be the original creation of the 4-H member. Photocopies will not be accepted. All paintings, drawings, prints, needlework, photographs, and similar entries that are customarily displayed on walls must be mounted appropriately and ready to hang. Stiff backing boards are required, and exhibits attached firmly to the backboard. Velcro fasteners will be applied by the superintendents. Each entry must have a card attached with the following information:

- What the exhibit is
- Where it is to be used or shown
- Techniques used in making it (include special techniques and material that might not be evident)

The explanation is required to qualify the exhibit for judging.

Division A ————— Drawing

- Class 1 Pencil
- Class 2 Charcoal
- Class 3 Crayon
- Class 4 Marker or Pen
- Class 5 Mixed Media
- Class 6 Cloverbud Entries

Division B ————— Painting

- Class 1 Oil
- Class 2 Acrylic
- Class 3 Watercolor
- Class 4 Cloverbud Entries
- Class 5 Mixed Paints

Division C ————— Collage

- Class 1 Single Material
- Class 2 Multiple Materials
- Class 3 Cloverbud Entries

Division D ————— Sculpture

- Class 1 Clay
- Class 2 Wood
- Class 3 Papier-Mâché
- Class 4 Origami
- Class 5 Cloverbud Entries
- Class 6 Other

Division E ————— Carving

- Class 1 Wood
- Class 2 Other

Division F ————— Graphic Design

Project should be mounted on heavy paperboard and prepared for hanging.

- Class 1 Block Printing
- Class 2 Design Created on Computer
- Class 3 Silk-Screen
- Class 4 Calligraphy Printing

Department 1F

4-H SCIENCE

Division A — Physical Science Project

- Class 1 Computer Science
- Class 2 Geology
- Class 3 Aerodynamics
- Class 4 Astronomy
- Class 5 Space Science
- Class 6 Bicycling
- Class 7 Small Engines
- Class 8 Automotive
- Class 9 Boating
- Class 10 Metal Work
- Class 11 Woodworking
- Class 12 Electricity
- Class 13 Educational Display in any class above
- Class 14 Poster in any class above
- Class 15 Other

Division B — Natural Resources Project

- Class 1 Forestry
- Class 2 Conservation
- Class 3 Wildlife Management
- Class 4 Trapping
- Class 5 Camping
- Class 6 Backpacking
- Class 7 Wilderness Survival
- Class 8 Shooting Sports
- Class 9 Educational Display in any class above
- Class 10 Poster in any class above
- Class 11 Other

Division C — Reduce, Reuse, Recycle Sciences

- Class 1 Recycle
- Class 2 Reduce
- Class 3 Educational Display in any class above
- Class 4 Poster in any class above
- Class 5 Other

Division D — Applied Animal Sciences

- Class 1 One Dozen Eggs produced by project birds
- Class 2 Equipment made for animal project

- Class 3 Product made by exhibitor from produce of project animal
- Class 4 Educational Display in any class above

- Class 5 Poster in any class above
- Class 6 Other

Division E —Livestock & Pet Ed. Display

- Class 1 Animal Research
- Class 2 Veterinary Science
- Class 3 Livestock
- Class 4 Pet Equipment
- Class 5 Educational Display in any class above
- Class 6 Poster in any class above
- Class 7 Other

Division F ————— Entomology

All exhibits are to be placed in boxes approximately 18"x24" and not more than 3½" thick. Base should be Cellutex or similar material and the top is clear. Specimens are to be arranged horizontally. Must use insect pins for mounting and use identification labels.

- Class 1 (Unit 1) One Box with minimum of four orders and not less than 25 insects. Label specimens with order, date, and locality where found.
- Class 2 (Unit 2) One Box with minimum of eight orders and not less than 50 insects. Half the insects must be identified with a common name.

- Class 3 Educational Displays in any class above
- Class 4 Other

Division G ————— Beekeeping

- Class 1 Comb Honey
- Class 2 Extract Honey, one-half to one pint
- Class 3 Beeswax wrapped in cellophane
- Class 4 Product made from honey. Honey and product produced by member. Attach recipe.
- Class 5 Educational Displays
- Class 6 Other

DEPARTMENT 1G

4-H PERSONAL GROWTH

Division A —Leadership & National Programs

Classes 1 to 3: Enter up to three unlike items that show leadership skills or what was learned at the program.

Division B —Clubs

- Class 1 Secretary Records for Club
- Class 2 Treasurer Records for Club
- Class 3 Alaska 4-H Record Book with project insert
- Class 4 Other

Division C —Self Improvement

Classes 1 to 3: Enter up to three unlike items that show skills learned or other items representing project taken.

Topics may include (but are not limited to): expressive arts; leisure time; health and safety; self-defense; shooting sports.

Division D —Child Care

Classes 1 to 4: Enter up to four unlike items that would be used in childcare activities.

DEPARTMENT 1H

4-H PLANT SCIENCE

Division A —Flower Gardening

All flowers to be exhibited must have buds removed, with foliage, and in suitable container. Identify flowers on EXHIBIT TAG.

- Class 1 Aster/Chrysanthemums
- Class 2 Bachelor Buttons/Dianthus/Phlox
- Class 3 Border/Rock Plants
- Class 4 Dahlias/Zinnias
- Class 5 Spikes/Stalks
- Class 6 Everlastings/Others for drying
- Class 7 Marigolds
- Class 8 Pansies
- Class 9 Petunias
- Class 10 Flowering Vines
- Class 11 Roses
- Class 12 Lilies
- Class 13 Sunflowers
- Class 14 Wildflowers
- Class 15 Others

Division B —Flower Arranging

Plant material need not be grown by the member. May use fresh or dried

plant materials and accessories. Identify foliage used.

- Class 1 Holiday Arrangement
- Class 2 Wreath
- Class 3 Fresh Flower Arrangement
- Class 4 Wildflower Arrangement
- Class 5 Oriental Arrangement
- Class 6 Dried Flower Arrangement
- Class 7 Arrangement using nature materials (Sand, rocks)
- Class 8 Arrangement using unusual or interesting container
- Class 9 Picture made with dried flowers, petals or seeds
- Class 10 Miniature Arrangements (Not to exceed 5" in any dimension)
- Class 11 Other

Division C — Cold Crops, Greens, Culinary Herbs, Legumes

Use *Vegetables, Selection and Preparation for Display*, from the Extension Office for information.

- Class 1 Broccoli, 1 head
- Class 2 Brussels Sprouts, 1 stock cut, all leaves removed but the top
- Class 3 Cabbage, Green, 1 head, no roots
- Class 4 Cabbage, Other, 1 head, no roots
- Class 5 Cabbage, Oriental, 1 head, no roots
- Class 6 Cauliflower, 1 head, leaves trimmed to 1" above head
- Class 7 Kohlrabi, 1 plant, tops trimmed to 2", tap root to 1"
- Class 8 Other Cold Crop
- Class 9 Celery, 1 plant, trim root to a pyramid
- Class 10 Beet Greens, 3 plants with roots
- Class 11 Other Greens, 5 leaves
- Class 12 Head Lettuce, 1 plant
- Class 13 Leaf Lettuce, 1 plant
- Class 14 Other Lettuce, 1 plant
- Class 15 Kale 1 plant, roots off
- Class 16 Beans, 10 pods
- Class 17 Peas in a pod, 10 pods
- Class 18 Peas edible pods, 10 pods
- Class 19 Other legumes, 10 pods
- Class 20 Chives
- Class 21 Dill

- Class 22 Parsley
- Class 23 Other Herbs

Division D Potatoes, Root Crops, Bulbs

- Class 1 White Potatoes, 3
- Class 2 Other Potatoes, 3
- Class 3 Beets, 1" stem, no tops
- Class 4 Carrots, 1" stem, 3, no green shoulders
- Class 5 Turnips, 1" stem, 3
- Class 6 Radishes with tops, 3
- Class 7 Green Onion trim roots ½", 3
- Class 8 Dried Onions, not peeled, 3
- Class 9 Other, 3

Division E-Vine Crops, Misc. Vegetables, Tomatoes

- Class 1 Slicing Cucumbers, 2
- Class 2 Pickling Cucumbers, 2, 3" long
- Class 3 Melon, 1
- Class 4 Pumpkin, 1
- Class 5 Winter Squash, (Acorn, Hubbard, Hard Skin), 1
- Class 6 Summer Squash, 2
- Class 7 Zucchini Squash, 2
- Class 8 Other Squash or Cucumber, 2
- Class 9 Green Tomatoes, 3
- Class 10 Ripe Tomatoes, 3
- Class 11 Greenhouse Tomatoes, 3
- Class 12 Corn, ear husk removed, 1
- Class 13 Rhubarb, stalks tied, 3
- Class 14 Peppers, 1
- Class 15 Other Misc. Vegetable, 1 or Tomatoes, 3

Division F —Container Gardening

Plants may be groomed. Plants must be established and growing in container. Accessories allowed.

- Class 1 Cacti/Succulents
- Class 2 Hanging Baskets
- Class 3 Foliage Plant
- Class 4 Flowering Plant
- Class 5 Fruited Plant
- Class 6 Dish Garden
- Class 7 Terrarium
- Class 8 Bonsai
- Class 9 Propagation Box (6 rooted cuttings of 6 different plants labeled with name and date)
- Class 10 Other

Division G —Novelty

- Class 1 Best Collection of garden herbs
- Class 2 Best Collection of different kinds of vegetables (Max container size 14"x22)
- Class 3 Largest Cabbage
- Class 4 Largest Potato
- Class 5 Largest Squash

- Class 6 Largest Turnip
- Class 7 Largest Other
- Class 8 Oddest Shaped Vegetable
- Class 9 Vegetable Art
- Class 10 Other

Division H ————— Fruits

- Class 1 Strawberry, 1 cup
- Class 1 Raspberry, 1 cup
- Class 1 Other, 1 cup

Division I ——— Plant Science Education

Items and displays that exhibit your knowledge of plant science.

- Class 1 Poster
- Class 2 Experiment in Plant Science
- Class 3 Display
- Class 4 Written Report on plant subjects
- Class 5 Other

DEPARTMENT 1I

4-H COMMUNICATIONS

Photographs and drawing entries must be mounted for display on a wall. Stiff backing board such as foam core is to be used. The superintendents will apply Velcro fasteners. Minimum size of photograph is 4"x6" with maximum of 8"x10." Each entry must have a card attached explaining the type of camera used and number of years 4-H member has been enrolled in photography project.

Division A ————— Scenic Photographs

- Class 1 Alaskan Scenic
- Class 2 Other Scenic
- Class 3 Flowers
- Class 4 Other Vegetation
- Class 5 Nature
- Class 6 Skies the Limit
- Class 7 Other

Division B Pets, Wildlife, Other Creature

- Class 1 Pets
- Class 2 Alaskan Animals
- Class 3 Other Wildlife
- Class 4 Birds
- Class 5 Insects
- Class 6 Farm Animals
- Class 7 Aquatic Life
- Class 8 Zoo Animals
- Class 9 Other

Division C — Portraits, Children, Daily Life

- Class 1 Portraits (one subject)

- Class 2 Portraits (more than one subject)

Class 3 Children

Class 4 Adults

Class 5 Family Fun

Class 6 Candid

Class 7 Military

Class 8 Daily Life

Class 9 Other

Division D ————— Other Photographs

- Class 1 Alaska History
- Class 2 Ice Sculptures
- Class 3 Architectural and Industrial
- Class 4 Transportation
- Class 5 Still Life
- Class 6 Humor
- Class 7 Black and White
- Class 8 Special Effects
- Class 9 Other

Division E ————— Picture Stories, Scavenger Hunt

4-H members don't have to be enrolled in a photography project.

Class 1 Picture Stories.

Use 3 or more photos to tell a story. Individual photos must be a minimum of 4"x6," not to exceed 8"x10." Must be mounted on a sheet of foam core or poster board no larger than 20"x30." Be sure to include a title and descriptive notes for each picture. Be sure to decorate your entry! Only pet names (e.g. "Rover's Big Day") are allowed.

Class 2 4-H Project Picture Stories Same as Class 1, show how your 4-H project progressed from start to finish.

Class 3 Scavenger Hunt Take photos of all the items on the list and mount on a sheet of foam core or poster board no larger than 20"x30." Individual photos must be a minimum of 3"x5" with titles. List is available at the Extension office.

Division F ————— Communication Arts

- Class 1 Taped Media
- Class 2 4-H Club Display Poster; Banner

- Class 3 Scrapbook
- Class 4 Newsletters/Articles
- Class 5 Brochures
- Class 6 Cartoons
- Class 7 Poetry and Prose
- Class 8 Other

DEPARTMENT 1J

4-H FAVORITE FOODS

Online Entry closes July 21 at 7pm
Register for this event online on or before July 21, or during non-perishable entry drop off (do not bring entry) on July 22. This contest will be held July 24, 12 PM – Upper Totem Division A—— 4-H Favorite Foods Show
All 4-H enrolled in a Foods project are eligible. Each contestant will prepare a favorite food at home and bring it to the Fair along with 2 place settings and a centerpiece. Tables will be provided. Participants must have recipes on 8½"x11" posters. Exhibitors will set up displays and meet with the judge. Complete instructions are available at Extension Office.

- Class 1 Junior Display
- Class 2 Intermediate Display
- Class 3 Senior Display
- Class 4 Cloverbud Display

Department 1K

4-H BAKE OFF

Online Entry closes July 21 at 7pm
Register for this event online on or before July 22, or during non-perishable entry on July 22 (do not bring entry). This contest will be held Wednesday, Aug 2. Starting at NOON-Spenard Test Kitchen Borealis Pavilion
Division A——— 4-H Bake-Off
All 4-H enrolled in a Foods project are eligible. Each contestant shall mix from scratch and bake their recipe. Contestants will be judged throughout the total mixing and baking process.

- The contestant must furnish all ingredients and equipment. Please bring a copy of the recipe on entry day.
- A separate copy of the recipe must be given to the judge at the beginning of the contest. Do not bring your cookbook.

- When product goes into the oven, set your timer and clear off workspace so it is ready for the next person.
- Return when product is ready to come out of the oven; place it on the table to cool and tell the judge when it is ready to taste.
- Finished products will be displayed in Upper Totem.
- Each Division champion will receive **\$10**. The Grand Champion, chosen from the Class champions, will receive **\$20**.

Class 1 Junior: Cookie, Muffins, Corn Bread, or Biscuits

Class 2 Intermediate: Quick Bread or Cake

Class 3 Senior: Pie or Yeast Product

DEPARTMENT 1L

4-H PRESENTATIONS & PERFORMING ARTS

Online Entry closes July 14 at 7pm
Sign up for this event online on or before July 14 or during non-perishable entry drop off on July 15. This contest will be held Sunday, July 31, starting at 12:30. Ask your Superintendent for stage location.

Division A — Presentations/Performing Arts

Enter up to four different performances or presentations.

Class 1 Junior

Class 2 Intermediate

Class 3 Senior

Class 4 Team/Group

Class 5 Cloverbud

DEPARTMENT 1M

4-H FASHION PRESENTATION

Online Entry closes July 14 at 7pm
Sign up for this event online on or before July 14 or during non-perishable entry drop off on July 15. This contest will be held Sunday, July 31 starting at 12:30. Ask your Superintendent for stage location.

Division A — 4-H Fashion Revue

Open to all 4-H enrolled in a clothing project. Participants model a garment

that they have made. May be a single piece of clothing or complete outfits.

Class 1 Junior

Class 2 Intermediate

Class 3 Senior

Class 4 Cloverbud

Division B — My Favorite Outfit

Open to ALL 4-H members. Participants select an outfit for a special occasion and model it. Outfit may be borrowed, purchased, or put together from things the 4-H'er already owns. Outfits should carry a theme, such as sports outfit, school outfit, dance outfit, or costume.

Class 1 Junior

Class 2 Intermediate

Class 3 Senior

Class 4 Cloverbud

DEPARTMENT 1N

4-H HOME GARDEN TOUR

Online Entry closes July 14 at 7pm
Sign up for this event online before July 14, or during non-perishable entry on July 15. This contest will be held July 25. Entrants will be informed of the time.

Division A — Home Garden Tour

Class 1 Junior

Class 2 Intermediate

Class 3 Senior

DEPARTMENT 1P

4-H DOG SHOW

Superintendent Marla Lowder
907-474-2427

The 4-H Dog Show will be held Saturday, July 29 at 1:00 PM. Location TBD. All dogs must have current rabies, DHL, within 1 year; parvovirus vaccine, and negative fecal exam.

Sub-Divisions-Add appropriate letter below the Class number:

A: Novice B: Beginner

C: Intermediate D: Advanced

Division A — Dog Showmanship

Class 1 Junior

Class 2 Intermediate

Class 3 Senior

Class 4 Service Training Test

Class 5 Cloverbud

Division B — Sub-Novice Dog Obedience

Exercises done ON LEASH: heel, figure 8, stand for examination, recall, long sit (1 min), long down (3 min)

Class 1 Junior

Class 2 Intermediate

Class 3 Senior

Class 4 Cloverbud

Division C — Novice Dog Obedience

Exercises done ON LEASH: Heel, figure 8. Exercises done OFF LEASH: heel, figure 8, stand for examination, recall, long sit (1 min), long down (3 min).

Class 1 Junior

Class 2 Intermediate

Class 3 Senior

Division D — Graduate Novice Dog Obedience

Exercises done ON LEASH: heel.

Exercises done OFF LEASH: heel, figure 8 stand for examination, recall, long sit (3 min) with handler out of sight, long down with handler out of sight (5 min).

Class 1 Junior

Class 2 Intermediate

Class 3 Senior

Division E — Open Dog Obedience

Exercises done OFF LEASH: heel free and figure 8; drop on recall; retrieve on flat; retrieve over high jump; broad jump; long sit; long down.

Class 1 Junior

Class 2 Intermediate

Class 3 Senior

Division F — Utility Dog Obedience

Requirements are according to American Kennel Club regulations. Contact superintendent for details.

Division K — Rally Novice

Class 1 Junior

Class 2 Intermediate

Class 3 Senior

Division L — Rally Advanced

Class 1 Junior

Class 2 Intermediate

Class 3 Senior

Division M — Rally Excellent

Class 1 Junior

Class 2 Intermediate

Class 3 Senior



Department 2 Girl Scouts



SUPERINTENDENT

Jessica Oudbier
Kerry Hahn

907-456-4782

ENTRY DAY

Online Entry closes

July 21 at 7PM

Saturday, July 22, 1-6pm

Sunday, July 23, 1-6pm

Upper Totem

PICK UP DAY

Monday, August 7, 1-6 PM

Upper Totem

This Department is open to Girl Scout Members only. A complete booklet outlining the requirements for this Department is available from the Farthest North Girl Scout Council Office.

Exhibits will be judged on the Danish System and will be awarded blue (excellent), red (good), or white (worthy) ribbons. Ribbons will be awarded according to quality in comparison to an established standard. Girl Scout entries are also subject to Fair entry rules and procedures.

SUB-DIVISIONS-Add the appropriate letter below the Class number.

A: Daisy

B: Brownie

C: Junior

D: Cadets

E: Senior

F: Ambassador

G: Troup

Division A ————— Knot Tying

Class 1 Mounted Knots

Class 2 Decorative Knots

Division B ————— Trail Signs

Class 1 Mounted

Division C ————— Outdoor Cook Stoves

Class 1 Solar Stoves

Class 2 Vagabond/Buddy Burners

Class 3 Charcoal

Division D ————— Girl Scout Ways

Class 1 Sit-Up-on

Class 2 Swap Collection

Class 3 Memory Book

Class 4 Rhythm Sticks

Class 5 Vest/Uniform

Division E ————— Fire Starters

Class 1 Trench Candle

Class 2 Egg Carton

Class 3 Nature Starter: No criteria

Class 4 Candy Starter

Class 5 Petroleum Base Starter

Division F ————— Badge Work

Class 1 Completed Badge

Class 2 New Tasks

Class 3 Award Work

Class 4 Service Projects

Class 5 Service Unit/Council Events

Division G ————— Whittling

Class 1 Walking Sticks

Class 2 Freestyle

Division H ————— Projects

Class 1 Derby Car

Class 2 Misc.

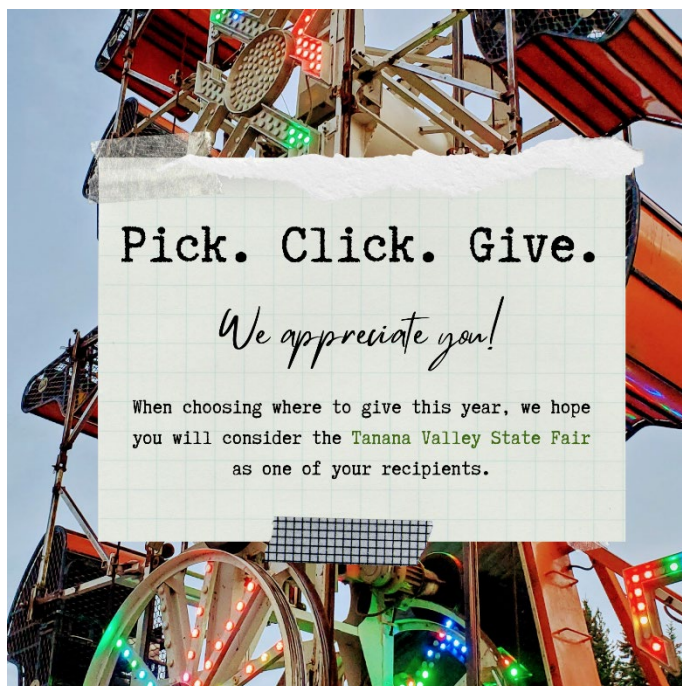
Division I ————— Girl Scout Kits/Packs

Class 1 Day Pack

Class 2 Survival Kit

Class 3 First Aid Kit

Division Z ————— NON-COMPETITIVE



Department 3A

Fruits & Vegetables

SUPERINTENDENT

Jeff Werner
907-978-6455

ENTRY DAYS

Kiwanis Building

Junior

Online Entry closes

July 26 at 7PM

Entry Drop Off Thursday,

July 27, 1-6pm

Adult

Online Entry closes

July 31 at 7PM

Entry Drop Off

Tuesday, August 1, 1-6pm

PICK UP DAYS

Kiwanis Building

Junior

Tuesday, August 1, 1-6pm

Adult

Monday, August 7, 1-6PM

Special Preparations: All vegetables, except Novelty Division and Giant Cabbages, are judged as top-quality commercial product. Be sure exhibits contain the exact amount specified. Varieties should be named on the EXHIBIT TAG. This will help the judge and will make the exhibit more interesting and educational to the viewer. Judges may cut into the exhibit to examine for maturity, freshness, and the like if deemed necessary.

Exhibits should be clean, free from disease, smooth, uniform and true to type.

Replacing Perishables: Exhibitors are encouraged to keep exhibits fresh by replacing them with exhibits of like quality if they lose their freshness. Entries may be disposed of if condition deteriorates.

Exhibits not collected on Pick-Up Day will be donated or disposed of.

JUNIOR FRUITS AND VEGETABLES

All Junior Divisions are identical to Adult Divisions but are labeled with double letters.

Be sure to enter under the correct sub-Division for the child's current age.

a. Age 7 and under

b. Age 8 to 11

c. Age 12 to 16

Division A ————— Potatoes

Consider uniformity, smoothness, condition, size & trueness of type when selecting potatoes. Potatoes should be clean, free from disease, smooth, uniform, and true to type.

Class 1 White, 3 tubers

Class 2 Red, 3 tubers

Class 3 Russet, 3 tubers

Class 4 Baking, 3 tubers

Class 5 New Baby Potatoes, 3 tubers

Class 6 Other, 3 tubers

Division B ————— Cole Crops

Cabbages must be trimmed to 3 wrapper leaves

Class 1 Broccoli; 1 head with 5-6" stem

Class 2 Brussels sprouts; 5 sprouts

Class 3 Green Cabbage; 1 head, ¼" core to hold leaves firmly, leave 3 wrapper leaves

Class 4 Red Cabbage; 1 head, ¼" core to hold leaves firmly, leave 3 wrapper leaves

Class 5 Oriental Cabbage, 1 head, ¼" core to hold leaves firmly, leave 3 wrapper leaves

Class 6 Savoy Cabbage; 1 head, ¼" core to hold leaves firmly, leave 3 wrapper leaves

Class 7 White Cauliflower; 1 head, ¼" core to hold leaves firmly, trim leaves level with head.

Class 8 Purple, Orange, or other color Cauliflower; 1 head, leave ¼" core to hold leaves firmly

Class 9 Romanesco Cauliflower; 1 head, leaves must be trimmed level to head

Class 10 Kale, 5 leaves, place in jar of water

Class 11 White Kohlrabi; 1, trim leaves flush to sides, leave a few small leaves on top center, trim root flush to bottom

Class 12 Purple Kohlrabi; 1, trim leaves flush to sides, leave a few small leaves on top center, trim root flush to bottom

Class 13 Other

Division C ————— Greens

All greens should be displayed in a container of water. Trim all lettuce leaves & roots to make neat.

Class 1 Celery, 1 plant, trim root to a pyramid

Class 2 Swiss chard, 5 leaves

Class 3 Endive, 1 plant

Class 4 Spinach, 1 plant

Class 5 Beet Greens, 5 leaves

Class 6 Collard Greens, 3 leaves

Class 7 Turnip Greens, 3 leaves

Class 8 Mustard Greens, 5 leaves

Class 9 Head Lettuce, 1 plant

Class 10 Leaf Lettuce, 1 plant

Class 11 Romaine Lettuce, 1 plant

Class 12 Butter Head Lettuce, 1 plant

Class 13 Hydroponically Grown Greens

Class 14 Other

Division D ————— Legumes

Harvest with scissors, leave ¼" stem

Class 1 Green Beans; 10

Class 2 Yellow Wax Beans; 10

Class 3 Purple Beans; 10

Class 4 English Peas (Shelling); in pod, 10 pods

Class 5 Chinese Flat Peas; edible pods, 10 pods

Class 6 Sugar Snap Peas; edible pods, 10 pods

Class 7 Other, 10 pods

Division E ————— Root Crops, Bulbs

Class 1 Beets; 3, trim both stem & taproot to 1"

Class 2 Carrots; 5, trim stem to 1," do not trim taproot

Class 3 Parsnips; 3, trim both stem & taproot to 1"

- Class 4 Rutabagas; 1, trim both stem & taproot to 1"
- Class 5 Turnips; 3, trim both stem & taproot to 1"
- Class 6 Radishes; w/ tops, 5
- Class 7 Winter Daikon Radishes; 1, trim stem to 3"
- Class 8 Scallion Onions; 5 each, ½"-¾" diameter, straight, trim roots to ½", trim tips of greens
- Class 9 Green Bulbing Onions; 5, trim roots to ½", trim tips of greens
- Class 10 Dried Onions; 3, trim roots to ½" & stem
- Class 11 Shallots; 3, trim root & stem to ½"
- Class 12 Leeks; 3, leaves may be trimmed, trim roots to 1"
- Class 13 Garlic; 5, trim roots to ½" and trim yellow off leaves and if soft neck braid
- Class 14 Other, 3

Division F ————— Vine Crops

- Class 1 Slicing Cucumber; 3, stems cut flush to end
- Class 2 Pickling Cucumber; 3, 3" max, Stems cut to ½"
- Class 3 English Cucumber; 2, 10" max, stem cut to ½"
- Class 4 Melon; 1, Stem 1" long
- Class 5 Pumpkin; 1, Stem at least 1" long
- Class 6 Spaghetti Squash; 1, Stem ½" long
- Class 7 Winter Squash; (acorn, Hubbard, hard skin), 1, stem 1" long
- Class 8 Summer Squash; 2, Stem ½" long
- Class 9 Zucchini; 3, approx. 8-10" long stem, ½" long
- Class 10 Golden Zucchini; 3, stem ½" long
- Class 11 Gourds; 2, Stems ½" long
- Class 12 Other

Division G -Miscellaneous Vegetables

- Class 1 Sweet Corn, 3 ears
- Class 2 Rhubarb, 5 stalks tied together; leave 1" of leaf attached
- Class 3 Sweet Peppers; 3, trim stem to ¼"

- Class 4 Hot Peppers; 3, trim stem to ¼"
- Class 5 Other Peppers, 3, trim stem to ¼"
- Class 6 Eggplant, 1, trim stem to ¼"
- Class 7 Other, 3

Division H ————— Tomatoes

- Class 1 Green 3, with stems
- Class 2 Beefsteak, 3, without stems
- Class 3 Intermediate, 3, w/o stems
- Class 4 Cherry or Pear, ripe, 5, without stems
- Class 5 Tomatillo, 5, ½" stem
- Class 6 Other, 3

Division I ————— Culinary Herbs

1 bunch each-Tied bunches of herbs should have a ½" tail and be and displayed in water.

- Class 1 Basil
- Class 2 Chives
- Class 3 Dill
- Class 4 Marjoram
- Class 5 Parsley
- Class 6 Sage
- Class 7 Savory
- Class 8 Thyme
- Class 9 Mint
- Class 10 Oregano
- Class 11 Rosemary
- Class 12 Cilantro
- Class 13 Tarragon
- Class 14 Lemon Balm
- Class 15 Fennel
- Class 16 Other

Division J1 ————— Collections

All produce must be grown by the exhibitor. Wild berries and plants must be collected by the exhibitor.

- Class 1 Garden Vegetables
- Class 2 Wild (Alaskan) Edible Plants and Berries
- Class 3 Garden Herbs

Division J2 Farm and Garden Display

This display can include props such as farm implements and a variety of produce and other decorations. Creativity of display and quality of produce are the judging criteria. This Class is not judged for Division Champion. If you have any questions about this Division, please contact the **Fairbanks Soil and Water Conservation District** at **479-1213**.

Class 1 Farm and Garden display.



FARM AND GARDEN DISPLAY AWARDS

Blue	-----	\$30
Red	-----	\$20
White	-----	\$10

CROPS

All variety of cereals, grasses, and legumes grown in Alaska are eligible for exhibit. Growers of cereals, grasses, and legumes are urged to make entries even if crops are not fully mature. **Cereals and grains should be exhibited in 1-pint jars.**

Division K ————— Grain

Grain must be grown in 2021.

Exhibits should be free from foreign matter, cracked and unsound berries.

- Class 1 Wheat
- Class 2 Barley
- Class 3 Oats
- Class 4 Other

Division L ————— Sheaves

Sheaves of grain must be 3" or more in diameter and securely tied in at least two places. Sheaves should be cut at least 1 week prior to the date of the Fair and dried in a cool, dark place.

- Class 1 Wheat
- Class 2 Barley
- Class 3 Rye
- Class 4 Triticale

Division M ————— Legumes

Legumes are judged for forage value. Coarse, woody stems are undesirable. Legumes should be selected at early blossoming. Bundles must be 2-3" in diameter, securely tied. Legumes should be cut at least 1 week prior to the date of the Fair and cured in a cool, dark place. Pea and vetch pods should be full.

- Class 1 Clover
- Class 2 Alfalfa
- Class 3 Other

Division N ————— Grasses

Bundles of grasses must be 2" in diameter and securely tied.

- Class 1 Timothy
- Class 2 Brome
- Class 3 Native Grasses
- Class 4 Ornamental
- Class 5 Other

Division O ————— Miscellaneous Crops

- Class 1 Buckwheat
- Class 2 Rapeseed
- Class 3 Spelt Wheat
- Class 4 Sunflower Seed
- Class 5 Other

BERRIES

Berries and small fruits must be fresh, firm and uniform in size, shape and color, and have all stems removed except chokecherries.

Division P ————— Wild Berries

1 cup each. Remove all stems.

- Class 1 Blueberries
- Class 2 Black Currants
- Class 3 Red Currants
- Class 4 High-Bush Cranberries
- Class 5 Low-Bush Cranberries
- Class 6 Rosehips
- Class 7 Crowberries
- Class 8 Raspberries; do not wash
- Class 9 Strawberries; remove stem, leave green sepal
- Class 10 Other
- Class 11 Collections, any quantity

Division Q ————— Domestic Berries

1 cup each. Remove all stems.

- Class 1 Black Currant
- Class 2 Red Currants
- Class 3 June Berries
- Class 4 Strawberries; leave green sepal

Class 5 Raspberries; do not wash

Class 6 Other

Class 7 Collections; any quantity

Division R ————— Small Fruits

- Class 1 Apples; 3
- Class 2 Pears; 3
- Class 3 Crabapples; 3
- Class 4 Chokecherries; 1 cup, off cluster, leave stems on

Class 5 Other

Division R2 ————— Professional

This Division is for adult exhibitors who have been paid for vegetables, crops, or berries. **Not eligible for monetary awards.**

Use Division A–R for Class number descriptions.

Division Z NON-COMPETITIVE



to the Tanana Valley State Fair Board of Directors
and our sponsors:



Thanks to the support from our sponsors and the Tanana Valley fairgoers, we were able to stock over 22,000 lbs of canned foods on our shelves.

That's a great help towards no one going to bed hungry in the Tanana Valley.

~Fairbanks Community Food Bank



"If you can't feed 100 people, feed just one"
~ Mother Teresa









Department 3B

Novelty Vegetables

SUPERINTENDENT

Jeff Werner
907-978-6455

ENTRY DAYS

See Department 3A

PICK UP DAYS

See Department 3A

PREMIUM PAYOUTS

See Department 3A

Sponsored by the Alaska Farm Bureau—Fairbanks Chapter

Sponsored Prizes

Overall Winners maybe in the Adult or Junior Division.

Prizes are not awarded in each division.

**Longest Carrot: \$100 Longest Zucchini: \$100
Widest Cauliflower: \$50 Widest Broccoli: \$50**

All judging is based on the American System. Exhibits are placed before a judge or group of judges who rank the exhibits. Exhibits are judged against the standard as well as each other. The exhibits are then awarded prizes based on the quality of the exhibits. Any vegetables entered this department that are not listed in the divisions below may have a new class created for them at the discretion of the Superintendent.

This Department is not eligible for Grand Champion. Exhibits not collected on Pick-Up Day will be donated or disposed of.

JUNIOR NOVELTY VEGETABLES

AGE 16 AND UNDER

All Junior Division are identical to Adult Division but are labeled with double letters. Please add the appropriate sub-Class letter to the Class number.

a. Age 7 and under

b. Age 8 to 11

c. Age 12 to 16

Division S ———Vegetables & Crop Art

Class 1 Pictures

Class 2 Centerpieces

Class 3 Bouquets

Class 4 Diorama

Class 5 Other

Class 13 Cauliflower

Class 14 Broccoli

Class 15 Sunflower, 1 stalk

Class 16 Corn Stalk

Class 17 Rhubarb

Class 18 Peppers

Class 19 Tall Fireweed

Class 20 Giant Lettuce Leaf

Class 21 Giant Fennel

Class 22 Giant Carrot

Class 23 Other

Division T ———Novelty Vegetables

This Division is not judged for Division Champion. Leaves should be removed. Stem and roots trimmed to two inches. Classes 1-11: largest by weight; class's 13-14: largest by diameter; classes 15-22: largest by length.

Class 1 Zucchini

Class 2 Pumpkin

Class 3 Squash, Round, not Zucchini

Class 4 Squash, Long, not Zucchini

Class 5 Cucumber

Class 6 Turnip

Class 7 Rutabaga

Division Z ———NON-COMPETITIVE

Class 12 Potato



Department 3C

Giant Cabbage & Bucks for Bales

Giant Cabbage Weigh-In

Sponsored by the Alaska Farm Bureau—Fairbanks Chapter
The 2023 Grand Champion Giant Cabbage will win \$200!

The Giant Cabbage Weigh-In is open to all **Adult and Junior** class exhibitors. The heaviest cabbage in each Class will be awarded a Giant Cabbage Rosette. **Only the Heaviest Cabbage OVERALL will receive the Grand Champion Award.** All cabbages not picked up on Pickup Day will be donated or disposed of.

Division U —Giant Cabbage Weigh-In
 Cabbage, heaviest head of any variety, root and stem trimmed to 1 inch. All plant leaves may stay on head.
 Class 1 Junior, ages 16 and under
 Class 2 Adult, ages 17 and older.

**WEIGH IN: 6 PM at
 Kiwanis Building**



BUCKS FOR BALES

Sponsored by Fairbanks Soil & Water Conservation District
 Contact FSWCD at (907) 479-1213; 590 University Ave,
 Fairbanks, AK 99709, www.fairbankssoilwater.org

The Fairbanks Soil & Water Conservation District is holding a “Bucks for Bales” contest this year for farmers who wish to enter their hay bales. A panel of agricultural specialists will judge the bales and take hay samples from the top 3 bales for laboratory analysis. Cash and bragging rights will be awarded to the farmers with the best hay. Bales will be on display in the Lergen Barn for the duration of the Fair.

How to Enter: Drop off your best bale (45-65 lbs.) at FSWCD by July 14. Each producer may only enter one bale in each category. Hay must have been grown in the Tanana Valley during summer 2023.

Judging Criteria:

1. Moisture Content
2. Visual Appearance- (color, leaf retention, texture, maturity)
3. Impurities- (dust, mold, weeds)
4. Nutrient Analysis



Hay Bale Competition

First Place: - \$100
 Second Place: \$75
 Third Place: - \$50

SUPERINTENDENT

Althea St. Martin
Althea@gci.net

ENTRY DAY

Online Entry closes
 July 28 at 7PM
 Entry Drop Off

Saturday, July 29, 2-5PM
 Kiwanis Building

PICK UP DAY

Monday, August 7, 1-6PM
 Kiwanis Building

Giant Cabbage Awards

Overall Grand Champion
 ----- \$200
 Blue ----- \$5/pound
 Red ----- \$3/exhibit
 White ----- \$1/exhibit

Bucks for Bales Awards

First Place:---- \$100
 Second Place: - \$75
 Third Place:---- \$50
 Call FSWCD for more
 information. 907-479-1213

Department 4

Livestock

General Superintendent: Miriam Woody	907-378-4322
General Superintendent: Priscilla Rice	907-347-3570
General Superintendent: Heidi Bostic	907-322-2093
4-H Educator: Marla Lowder	907-474-2427
Largen Barn Manager: April Johnson	907-328-9881
Delta Barn Manager: Dani Markham	907-388-8402
Show Ring Manager: Heidi Bostic	907-322-2093
Beef/Dairy: Priscilla Rice	907-347-3570
Swine: Erik Wilkins	907-347-0539
Reindeer: Priscilla Rice	907-347-3570
Sheep: Jeff Rentzel	907-750-7812
Goats: Megan Weisensel	907-371-4813
Assistant: Becky Hammond	907-699-7121
Poultry, Open & 4-H/FFA: Becky Hammond	907-699-7121
Market Poultry: Shana Eager	907-388-6561
Rabbits: Beth Norman	907-590-2491
Cavies: Beth Norman	907-590-2491

GENERAL INFORMATION

ENTERING: animal or pen of animals must have a stall card filled out on Entry Drop-Off day(s). Information must match your online entry form.

PURE BREED JUDGING: Purebred registration papers must be available if required and must include animal identification. Add the name of the breed to the Class number on the stall card. At least three animals of the same breed for large animals and five animals of the same breed for small animals must be entered to be eligible for a Best of Breed ribbon.

JUDGING SYSTEM (LIVESTOCK): Open Division judging in this Department is done using the American System. 4-H and FFA Divisions are judged on the Danish System.

GENERAL LIVESTOCK RULES

ANIMAL ENTRY: Exhibit forms and stall cards must be submitted on ENTRY DROP-OFF DAY, Saturday, July 22 1-6 PM. Entries will be accepted at the Borealis Pavilion on the Fairgrounds.

DELIVERY TO THE FAIR: All **large animals** must be delivered Thursday, July 27, between 2 and 8 PM. The exhibitor is responsible for having each large animal inspected by the veterinarian-on-call before taking the animal into the barn. **Rabbits, cavies, and poultry** must be delivered between 2 and 8 PM on Thursday, July 27. Small Animals must be vetted in before animals can be placed in their pen.

STALL AND CAGE RESERVATIONS: Completed entry forms and stall cards must be turned in to reserve stalls and cages by Entry Drop-off Day, July 23 by 6 PM.

SAFETY: Because of the public nature of the fair, all large animals must be manageable. If the Superintendent(s) determine an animal is unsafe to either the public or the exhibitor, it may be barred from the show ring or the Fair. All exhibitors with horned livestock need approval for entry from the species Superintendent. Request for approval may be made before entry day.

ANIMAL CONDITION: All livestock must be free from disease, in good health and in good condition. Diseased or unsightly animals will be barred from entry or removed from exhibit on ruling by a qualified veterinarian or Department Superintendent. Test Certificates must accompany the animal.

SWINE/BEEF/REINDEER: All entries must show documentation of complete course of vaccination for vaccination consistent with manufacturer's recommendations. An annual booster may be required. Documentation includes Date the vaccine was given, Name of the vaccine, Manufacturer, Class, Number, Expiration date (vaccine shall not be expired when administered), dose and who administered the vaccine.

HEALTH REGULATIONS: All livestock will be carefully examined upon arrival for evidence of infectious disease and if such is found, they will be removed from the grounds or held in quarantine and treated at the owner's expense until they can be removed.

ENTRY DAY

Online Entry Closes

July 21 at 7PM

Entry Registration Drop Off*

Saturday, July 22, 1-6pm

Borealis Pavilion

*Drop Off entry is for in person registration. Do not bring your animals, demonstrations or displays

MANDATORY BARN SETUP & POTLUCK

Monday, July 24

ANIMAL DELIVERY & VET CHECK

Thursday July 27

Small Animals: 2-8PM

Large Animals: 2-8PM

All Barns

MANDATORY BARN MEETINGS

Friday, July 28 11AM

Rotary Show Arena

Friday, August 4, 11AM

Rotary Show Arena

ANIMAL LOAD OUT

Sunday, Aug 6, 7-11AM

All OPEN ENTRY ANIMALS must have the same ANIMAL HEALTH RECORD AND PROOF OF VACCINATION required for 4-H/FFA entries. These Guidelines are provided by state veterinarian, Dr. Robert Gerlach. **Proof that Vaccinations were administered must be submitted on Entry Day.**

Cattle, Feeder Beef and Bison - REQUIRED

IBR-Bovine rhinotracheitis
BVD-Bovine virus diarrhea
PI-3-Parainfluenza 3
SUGGESTED: Wart vaccine

Sheep and Goats - SUGGESTED

CDT-clostridium perfringens type D & tetanus

Reindeer - REQUIRED

Clostridial-7-way
Respiratory-3-way
IBR, BVD, P13

Swine - REQUIRED

Erysipelas-consistent with manufacturer's recommendations

Proof consists of the following:

Name of the vaccine
Manufacturer
Class Number
Expiration date: Vaccine shall not be expired when administered
Date the vaccine was given
Who administered the vaccination?

PROOF OF LIVESTOCK VACCINATION-ALL OPEN LIVESTOCK/4-H/FFA

Animal Name _____ id/tag# _____ Product Used _____

Date Given	Vaccine	Manufacturer	Class Number	Expiration Date	Dose	Disease(s) Prevented	Who Administered

****Keep original in Record Book. Make a copy to turn into Vet with animal on Fair delivery date****

OTHER ANIMAL REQUIREMENTS: The following animal conditions must also be met:

- **CATTLE:** To prevent escape or loose cattle, no rope halters or neck collar ties are permitted. Horse halters used on cattle are not allowed. Cattle halters must have a buckle closure. All cattle may be required to be tied based on space/pen availability at Cattle Superintendent's and General Livestock Superintendent's discretion.
- **RABBIT TATOO:** All rabbits must have a legible, permanent tattoo in the left ear. Tattooing is available on Entry Day for a fee.
- **CAVY TAG:** Cavies must have a tag in left ear. Tags are available on Entry Day for a small fee.
- **DEHORNING/DOCKING:** All market sheep, and finished market beef over seven months of age must be dehorned. Sheep must be docked.
- **POULTRY BANDING:** All poultry must have a leg or wing band. Bands are available on Entry Day and Delivery Day for a fee, per animal, depending on size. Include band number and color (if applicable) on entry forms and stall cards.

NUMBER OF ENTRIES: Large livestock exhibitors may make more than one entry per Class, except in 4-H/FFA Market Livestock Project. See Department 4C, Poultry & Rabbits, for specific limits per Class for each variety.

EARLY REMOVAL OF EXHIBITS: All animals must remain on exhibit and cannot be removed from the Fairgrounds before the end of the proper exhibit limit, except with written permission of the Department Superintendent. Any animals removed in violation of this rule will forfeit all premiums and any deposit.

LIVESTOCK RELEASE: All livestock exhibits must be picked up on Sunday, August 6, 7 AM. All exhibitors must arrive by 7 AM to participate in the cleaning of the Barns. Stalls must be clean and inspected by Superintendents before animals are released from the Fair. **Prizes and premiums will be forfeited by exhibitors who do not participate in the 7 AM final Barn**

cleaning and/or who leave unclean stalls, pens, and cages. Animals not picked up by 11 AM will be considered abandoned and will be impounded and subject to a daily charge for animal care.

ADMISSION: Exhibitors must purchase either daily or season passes for entrance onto the Fairgrounds to show and tend their animals.

SELLING TO THE PUBLIC: No "For Sale" or "Free" signs may be displayed on animals, stalls, or cages during the fair. Giving rides for hire on any animal is strictly prohibited.

CARE OF ANIMALS: Exhibitors are responsible for ensuring their animals always receive proper care including daily food and water available. All animals, pens, equipment, and aisle spaces are always to be kept clean. All exhibitors are required to provide their own feed. The Fair will furnish wood shavings for bedding of all animals. If other bedding is desired, the exhibitor must furnish it. Manure must be deposited in designated areas only. Exhibitors are required to abide by the individual rules set out by each Department for which they have animals entered. If a Department Superintendent needs to call the veterinarian for emergency animal care during the Fair, the owner will be responsible for the charges. If a Department Superintendent determines that the health and welfare of an animal is at risk due to insufficient or inadequate care, the exhibitor may be disqualified and asked to remove their animals from the Fairgrounds. In extreme circumstances, the animal may be delivered to the Fairbanks North Star Borough Animal Shelter at the exhibitor's expense. The Tanana Valley State Fair Association has no liability for sick or injured animals. **Exhibitors who fail to take proper care of their livestock will forfeit all premiums.**

POSTMORTEM EXAMINATION: The Fair requires a postmortem examination of any animal which dies during the Fair. The animal's death must be reported to Fair management within four (4) hours, and Fair management will contact the attending veterinarian. All charges incurred for veterinary service or necropsy will be the responsibility of the exhibitor.

BARN DUTY: Open, 4-H, and FFA exhibitors **must** sign up for two 2-hour Barn duty shifts in each area they are exhibiting in during the week to help keep the barns, aisles, and surrounding areas clean, and to answer questions from the public. If there are not enough exhibitors to fill Barn duty shifts, the Superintendents may make the Barn duty shifts a longer duration. The Superintendents will determine duties.

LIVESTOCK AREAS: Specific areas are designed for activities such as showing, judging, exercise, transport, feeding, watering, and grooming. No animal will be allowed outside the designated areas. The owner or exhibitor must attend to all animals being exercised. Failure to comply with this rule will result in forfeiture of premiums and/or expulsion from the Fairgrounds.

OVERNIGHTERS: A parent or guardian must accompany all youth exhibitors under 18 spending the night in the livestock parking area. Livestock exhibitors willing to volunteer as night guards in the Livestock barn should call the Fair Office or the Department Superintendent. A midnight curfew will apply to the livestock buildings, barns, and parking areas. **Quiet hours of 11 PM to 7 AM must be observed.**

EXHIBIT SECURITY: The TVSFA management uses every possible precaution to protect the exhibits and property while on exhibition. However, the TVSFA shall not be held responsible for loss, damage, or injury of any kind from any source. Due to conditions beyond our control, the Fair management and/or Association members will not be held responsible for personal injuries, accidents, or losses sustained by visitors, exhibitors, or other people on the Fairgrounds. Any concerns regarding security of your exhibit must be dealt with prior to the Fair. Entering an exhibit into the Fair indicates that the exhibitor accepts the inherent risks in displaying their exhibits in a public forum.

PARKING: Vehicle entry for the purpose of caring for or exhibiting animals will be made only through Green Gate (see Fairground map). This area is for Livestock and Equine exhibitors only. Livestock/Equine parking will be as follows: \$3 per day for day parking only (no overnight), \$5 per day for a 20' x 40' space, and \$7 per day for a 20' x 60' space. Passes are available through the General Livestock Superintendent. **No parking passes will be sold through the Fair Office or at the gates.** Superintendents and Show Managers have reserved spaces. Failure to honor these will result in a towed vehicle. **One must have a parking pass PLUS paid gate admission to be allowed into this area. NO EXCEPTIONS WILL BE MADE.** The wristband issued for Livestock and Equine areas is for identification only and does not replace a parking pass or paid gate admission. Parking passes for Livestock Exhibitors may be purchased from the General Livestock Superintendent on Entry Day when turning in entry forms. Failure to abide by the directions of the Fair staff or Security team will result in a verbal or written warning and potential expulsion from the Fairgrounds. Purchase of a Livestock parking pass implies agreement to these conditions and rules.

ETHICS POLICY FOR ANIMALS

Every person with a live animal has a moral obligation to conduct themselves with the highest standards of honor and dignity toward said animal and all people involved. Those ethics are to be used as guidelines for fair treatment of animals while on the property of the Tanana Valley State Fair Association.

Exhibitors, owners, or responsible persons in possession of animals on the Tanana Valley State Fair Association property shall at all times conduct themselves honestly and display good sportsmanship. TVSFA requires all exhibitors, owners, trainers, or responsible persons to be responsible for the care and management of their animals and to keep them healthy, clean, and safe.

ANIMAL PREGNANCY: No animals will be allowed in the last half of their pregnancy. Any exhibitor who has an animal that gives birth at the Tanana Valley State Fair will be banned from the Fair for one year for first violation. The exhibitor of the animal(s) will forfeit premiums for the year. Second violation of this rule will result in a five-year ban of the exhibitor and animal(s).

CODE OF SHOW RING ETHICS

Adapted from the IAFE Code of Show Ring Ethics

Exhibitors of animals at livestock shows shall always deport themselves with honesty and good sportsmanship. Their conduct in this competitive environment shall always reflect the highest standards of honor and dignity to promote the advancement of agricultural education. This code applies to both Junior and Open Division exhibitors who compete in structured Division of competition. This code applies to all livestock offered in any event at the Tanana Valley State Fair.

All youth leaders working with junior exhibitors are under an affirmative responsibility to do more than avoid improper conduct or questionable acts. Their moral values must be so certain and positive that those younger and more pliable will be influenced by their fine example. Owners, exhibitors, fitters, trainers, and responsible persons who violate the code of ethics will forfeit premiums, awards and auction proceeds and shall be prohibited from future exhibition

The following is a list of guidelines for all exhibitors and all livestock in competitive events:

- 1) All exhibitors must present, upon request of Fair and livestock show officials, proof of ownership, length of ownership, and age of all animals entered. Misrepresentation of ownership, age, or any facts relating thereto is prohibited.
- 2) Owners, exhibitors, fitters, trainers, or responsible persons shall provide animal health certificates from licensed veterinarians upon request by fair officials.
- 3) Junior exhibitors are expected to care for and groom their animals while at the fair.
- 4) Animals shall be presented to show events where they will enter the food chain free of vaccine drug residues. The act of entering an animal in the Tanana Valley State Fair is the giving of consent by the owner, exhibitor, fitter, trainer, and/or responsible person for Fair management to obtain any specimens of urine, saliva, blood, or other substances from the animal to be used in testing. Animals not entered in an event which culminates with the animal entering the food chain shall not be administered drugs other than in accordance with applicable federal, state, and local statutes, regulations, and rules. Livestock shall not be exhibited if the drugs administered in accordance with federal, state, and local statutes, regulations, and rules affect the animal's performance or appearance at the event. If the laboratory report on the analysis of saliva, urine, blood, or other sample taken from livestock indicates the presence of forbidden drugs or medication, this shall be prima facie evidence such substance has been administered to the animal either internally or externally, and the cost of the tests will be the responsibility of the owner of the animal. If the laboratory report on the analysis of saliva, urine, blood, or other sample taken from livestock does not indicate the presence of forbidden drugs or medication, the cost of the tests will be the responsibility of the Tanana Valley State Fair Association. It is presumed that the sample of urine, saliva, blood, or other substance tested by the laboratory, to which it is sent, is the one taken from the animal in question, its integrity is preserved and all procedures of said collection and preservation, transfer to the laboratory and analysis of the sample are correct and accurate and the report received from the laboratory pertains to the sample taken from the animal in question and correctly reflects the condition of the animal at the time the sample was taken, with the burden on the owner, exhibitor, fitter, trainer, or absolutely responsible person to prove otherwise.
- 5) Any surgical procedure or injection of any foreign substance or drug or the external application of any substance (irritant, counterirritant, or similar substance) which could affect the animal's performance or alter its natural contour, confirmation, or appearance, except external applications of substances to the hoofs or horns of animals which affect appearance only and except for surgical procedures performed by a duly licensed veterinarian for the sole purpose of protecting the health of the animal, is prohibited.
- 6) The use of showing and/or handling practices or devices such as striking animals to cause swelling, using electrical contrivance, or other similar practices are not acceptable and are prohibited.

- 7) Direct criticism or interference with the judge, fair or livestock show management, other exhibitors, breed representatives, or show officials before, during, or after the competitive event is prohibited. In the furtherance of their official duty, all judges, fair management, or other fair officials shall be treated with courtesy, cooperation and respect and no person shall direct abusive or threatening conduct toward them.
- 8) No owner, exhibitor, fitter, trainer, or responsible person shall conspire with another person or persons to intentionally violate this code of ethics or knowingly contribute or cooperate with another person or persons either by affirmative action or inaction to violate this code of ethics. Violation of this rule shall subject such individual to disciplinary action.
- 9) The application of this code of ethics provides for absolute responsibility for an animal's condition by an owner, exhibitor, fitter, trainer, or participant whether they were instrumental in or had actual knowledge of the treatment of the animal in contravention of this code of ethics.
- 10) The act of entering an animal is the giving of consent by the owner, exhibitor, fitter, trainer, or responsible person to have disciplinary action taken by the Tanana Valley State Fair Association for violation of this Code of Show Ring Ethics and any other rules of competition of the Tanana Valley State Fair without recourse against the Tanana Valley State Fair Association.
- 11) The act of entering of an animal in the Tanana Valley State Fair is the giving of verification by the owner, exhibitor, fitter, trainer, or responsible person that he or she has read the Code of Show Ring Ethics and understands the consequences of, and penalties provided for actions prohibited by the code. It is further a consent that any action which contravenes these rules and is also in violation of federal, state, or local statutes, regulations, or rules may be released to appropriate law enforcement authorities with jurisdiction over such infractions.

LIVESTOCK EXHIBITOR ENTRY STATEMENT

I have read and understand, consent to, and agree to abide by the IAFE (International Association of Fairs and Expositions) National Code of Show Ring Ethics as stated in the premium list of this event.

Date: _____

Exhibitor (owner, fitter, trainer, or absolutely responsible person)

Date: _____

Signature of Guardian or Parent of the above Signatory



2023 Livestock Show Schedule

Friday 7/28/2023		Mandatory Barn Meeting 11:00 AM	4-H/FFA Market Livestock Weigh In (12-4pm)				Open Large Animal (beef, sheep, meat goat & Swine) Showmanship (6-9pm)		
Saturday 7/29/2023			4-H/FFA Open Dairy Goat Showmanship (12-2pm)		4-H/FFA Large Animal (beef, sheep, meat goat & swine) Showmanship (4- 7pm)		Open Large Animal Showmanship (7- 9pm) Round Robin		
Sunday 7/30/2023		Open & 4-H/FFA Dairy & Specialty Goat Show (1-5pm)					4-H/FFA Market Livestock Show (6-8pm)		
Monday 7/31/2023		4-H/FFA Open Poultry & Pigeon Show (12-6pm)					4-H/FFA Large Animal Round Robin (7-9pm)		
			4-H/FFA & Open Large Animal Livestock Show (4- 6:30pm) NO GOATS						
Tuesday 8/1/2023	Rabbit & Cavy Clinic 11:00 AM	4-H/FFA & Open Rabbit and Cavy Showmanship (12-3pm) (Dress in your Black & Whites)			Open Poultry Showmanship (3-7pm)				4-H/FFA Market Poultry & Rabbit Show (7:30-9pm)
Wednesday 8/2/2023	4-H/FFA Poultry Showmanship (9am-3pm)		Open & 4-H/FFA Rabbit & Cavy Show (1-5pm)			Open Small Animal Round Robin (5:30- 6:30pm)	4-H/FFA Small Animal Round Robin (7-9pm)		
Thursday 8/3/2023		4-H/FFA & Open Rabbit & Cavy Judging Contest (11-1pm)		Livestock Fun Day (2-4pm)			Celebrity Showmanship (6-8pm)		
Friday 8/4/2023		Mandatory Barn Meeting 11:00 AM	4-H/FFA Auction/Show Ring Set Up (12-2pm)		Auction Reception (5pm)	4-H/FFA Market Livestock Auction (6-10pm)			
Saturday 8/5/2023	ARBA Sanctioned Rabbit and Cavy Show (9am-5pm)								
Sunday 8/6/2023	ANIMAL LOAD OUT-AUGUST 6, 2023 7:00 AM								

Department 4A

Open Livestock

See Department 4 Introductory Information for Superintendent Information and General Livestock Rules. Please do not bring your animals until vet check-in!

EDUCATIONAL PROJECT DEMONSTRATIONS & DISPLAYS

This Division gives exhibitors the opportunity to present information to the public and to promote interest in Alaska's livestock industry. Educational exhibits may consist of live demonstrations, or informational or pictorial displays. Demonstrations are to be 10-20 minutes and will be scheduled by the Superintendent.

Register for Demonstrations and Displays online on or before July 21, or during Entry Drop Off on July 22, but do not bring Demonstrations or Displays.

Open Livestock Educational Display

The 2023 Grand Champion will win \$25!

Exhibitors will compete separately in four age groups:
Age 7 and under, Age 8-11, Age 12-16 and Age 17 and over.

Division A-1 — Educational Project Demonstrations

Class 1 Age 7 and under
Class 2 Age 8-11
Class 3 Age 12-16
Class 4 Age 17 and over

Division A-2 — Displays

Displays Delivery Day will be July 27, 12-9 PM.
Deliver display to the Department Superintendent.
Class 1 Age 7 and under
Class 2 Age 8-11
Class 3 Age 12-16
Class 4 Age 17 and over

OPEN SHOWMANSHIP

No non-castrated male livestock over 1 year will be allowed in showmanship. The top showman from Division B1-B9 will go on to compete in Division B10. The top showman from Division B10 will be awarded overall Grand Champion Showman. Exhibitors of large animals age 7 and under, must be accompanied by a parent or legal guardian in the ring. The Show Ring Manager has the authority to bar from the Show Ring any exhibitor and animal determined to be unsafe.

Large Animal Open Showmanship

Awards

Division B1 – B9, Divisions 1 – 4

Age Group Champion

Divisions B1 – B9

Division Champion, Reserve Division Champion

Division B10

Grand Champion Showman

Division B-1 -Open Showmanship-Goats

Class 1 Age 7 and under
Class 2 Age 8-11
Class 3 Age 12-16
Class 4 Age 17 and over

Division B-2 Open Showmanship-Sheep

Class numbers listed in Division B-1.

Division B-3 – Open Showmanship-Beef

Class numbers listed in Division B-1.

Division B-4 - Open Showmanship-Dairy

Class numbers listed in Division B-1.

Division B-5 Open Showmanship-Swine

Class numbers listed in Division B-1.

Division B-6 —Open Showmanship-Alpaca

Class numbers listed in Division B-1.

Division B-7 — Open Showmanship – Llama

Class numbers listed in Division B-1.

Division B-8 — Open Showmanship-Reindeer

Class numbers listed in Division B-1.

Division B-9 — Open Showmanship-Yak

Class numbers listed in Division B-1

Division B-10 —Open Round Robin Showmanship

The top showman from Division B1-B9 are eligible to compete.

OPEN BREED DIVISION

Separate breed Division will be made when there are 3 or more purebred animals of the same breed in a Division. Purebred papers must be available.

ENTRY DAY

Online Entry closes

July 21 at 7PM

Entry Registration Drop Off*

Saturday, July 22, 1-6pm

Borealis Pavilion

*Drop Off entry is for in person registration. Do not bring your animals, demonstrations or displays.

ANIMAL DELIVERY & VET CHECK

Thursday July 27

Small Animals: 2-8PM

Large Animals: 2-8PM

MANDATORY BARN MEETINGS

Friday, July 28 11AM

Rotary Show Arena

Friday, August 4, 11AM

Rotary Show Arena

ANIMAL LOAD OUT

Sunday, Aug 6, 7-11AM

Open Swine Awards

Class 1 & 2

**Champion Female, Reserve
Champion Female**

Class 3 & 4

**Champion Male, Reserve Champion
Male**

Class 1-4

Grand Champion Breeding Swine

Class 5-8

**Grand Champion, Reserve Champion
Market Swine****Division C ————— Swine****Breeds:** Berkshire, Duroc, Hampshire, Hereford, Yorkshire

Animals shown in classes 5-8 cannot also be shown in breed class.

Class 1 Gilt, under 12 months

Class 2 Sow, over 12 months

Class 3 Boar, under 12 months

Class 4 Boar, over 12 months

Class 5 Weaner pig, under 50 lbs.

Class 6 Light feeder pig, 50-125 lbs.

Class 7 Heavy feeder pig, 126-219 lbs.

Class 8 Market pig, 220 lbs. and over

Class 9 Sow & litter 3+ piglets, <9 weeks

Open Sheep Awards

Class 1 – 3

**Champion, Reserve Champion
Female—meat**

Class 4 – 6

**Champion, Reserve Champion
Male—meat**

Class 7 – 9

**Champion, Reserve Champion
Female – wool**

Class 10 – 12

**Champion, Reserve Champion
Male – wool**

Class 1 – 12

Grand Champion Breeding Sheep

Class 13 & 14

**Grand Champion, Reserve
Champion Market Lamb****Division D ————— Sheep****Breeds:** Suffolk, Hampshire, Columbia, Rambouillet

An animal must be entered as either a meat or wool breed, not both. Sheep must be docked. Animals shown in class 13 & 14 (feeder or market) cannot also be shown in Breed Class.

Class 1 Ewe Lamb, under 12 months, meat breeds

Class 2 Ewe, 12-24 months, meat breeds

Class 3 Mature Ewe, 25 months or older, meat breeds

Class 4 Ram Lamb, under 12 months, meat breeds

Class 5 Ram, 12-24 months, meat breeds

Class 6 Mature Ram, 25 months or older, meat breeds

Class 7 Ewe Lamb, under 12 months, wool breeds

Class 8 Ewe, 12-24 months, wool breeds

Class 9 Mature Ewe, 25 months or older, wool breeds

Class 10 Ram Lamb, under 12 months, wool breeds

Class 11 Ram, 12-24 months, wool breeds

Class 12 Mature Ram, 25 months or older, wool breeds

Class 13 Feeder Lamb, up to 80 pounds, no rams

Class 14 Market Lamb, over 80 pounds, no rams

Class 15 Ewe and Lamb, meat breeds

Class 16 Ewe and Lamb, wool breeds

Class 17 Flock, 3 or more animals owned by the same exhibitor- Judged on quality and conformity of animals

Open Beef Awards

Class 1 – 3

**Junior Champion, Reserve Jr.
Champion Female**

Class 4 – 5

**Senior Champion, Reserve Sr.
Champion Female**

Class 6 – 9

Champion, Reserve Champion Male

Class 1 – 9

Grand Champion Breeding Beef

Class 10 – 13

**Grand Champion, Reserve
Champion Market Beef****Division E ————— Beef****Breeds:** Angus, Charolais, Galloway, Hereford, Limousine

Animals shown in classes 10-13 cannot also be shown in breed Class.

Class 1 Heifer Calf, less than 6 months

Class 2 Heifer Calf, 6-12 months

Class 3 Heifer, 13-24 months

Class 4 Cow, 25-60 months

Class 5 Aged Cow, 61 months or older

Class 6 Bull Calf, under 6 months

Class 7 Bull Calf, 6-12 months

Class 8 Bull, 13-24 months

Class 9 Bull, 25 months and over

Class 10 Feeder Steer Calf, < 400 lbs.

Class 11 Feeder Steer, 400-799 lbs.

Class 12 Market Beef, 800-999 lbs.

Class 13 Market Beef, 1000 lbs.+

Class 14 Cow and Calf

Open Dairy Awards

Class 1 – 3

**Junior Champion, Reserve Jr.
Champion Female**

Class 4 – 5

**Senior Champion, Reserve Sr.
Champion Female**

Class 6 – 9

Champion, Reserve Champion Male

Class 1 – 9

Grand Champion Dairy**Division F ————— Dairy****Breeds:** Brown Swiss, Guernsey, Jersey, Holstein

Group Divisions may be added at the discretion of the Superintendents.

Class 1 Heifer Calf, less than 6 months

Class 2 Heifer Calf, 6-12 months

Class 3 Heifer, 13-24 months

Class 4 Cow, 25-60 months

Class 5 Aged Cow, 61 months or older

Class 6 Bull Calf, under 6 months

Class 7 Bull Calf, 6-12 months

Class 8 Bull, 13-24 months

Class 9 Bull, 25 months and over

Class 10 Cow and Calf

Open Dual-Purpose Cattle Awards

Class 1 – 3

**Junior Champion, Reserve Junior
Champion Female**

Class 4 – 5

**Senior Champion, Reserve Senior
Champion Female**

Class 6 – 9

Champion, Reserve Champion Male

Class 1 – 9

Grand Champion Dual Purpose**Division G ————— Dual Purpose Cattle****Breeds:** Dexter, Milking, Shorthorn, Scottish Highlander

Class 1 Heifer Calf, less than 6 months

Class 2 Heifer Calf, 6-12 months

Class 3 Heifer, 13-24 months

Class 4 Cow, 25-60 months

Class 5 Aged Cow, 61 months or older

Class 6 Bull Calf, under 6 months

Class 7 Bull Calf, 6-12 months

Class 8 Bull, 13-24 months

Class 9 Bull, 25 months and over

Class 10 Cow and Calf



Open Specialty Livestock Awards

Class 1 -7

Grand Champion Specialty Livestock**Division H ————Specialty Livestock**

Animals must be manageable/halter broke. Please contact the Superintendent before entering intact males over 12 months of age. Owner must provide a secure pen where necessary. Please add the appropriate letter to each Class entry as applicable.

- a. Female under 6 months
- b. Male under 6 months
- c. Female 6-12 months
- d. Male 6-12 months
- e. Female over 12 months
- f. Male over 12 months
- g. Market

Class 1 Alpacas

Class 2 Beefalo

Class 3 Bison

Class 4 Llamas

Class 5 Reindeer-**NO reindeer bulls over 6 months of age are allowed at the fair.**

Class 6 Yak

Class 7 Other

Open Dairy Goat Awards

Class 1 – 4

Champion, Reserve Champion Jr. Doe

Class 5 -7

Champion, Reserve Sr. Doe

Class 11 – 16

Champion, Reserve Champion Buck

Class 1 – 7 and 11 – 16

Grand Champion Dairy Goat

Division 17 – 19

Champion, Reserve Champion Working Goat

Class 20

Champion, Reserve Champion Mkt Goat**Division J ————Dairy Goats**

Breeds: Alpine, Lamancha, Nigerian, Nubian, Oberhasli, Saanen, Toggenburg, recorded grades.

Goats shown in Classes 17-20 may not be shown in breed class and may enter only one class.



Class 1 Junior Doe kids, less than 4 months

Class 2 Senior Doe kids, 4-7 months

Class 3 Junior Doe yearlings, 8-11 months

Class 4 Junior Doe yearlings, 12-23 months

Class 5 Senior Doe, less than 24 months in milk

Class 6 Senior Doe, 25-48 months

Class 7 Senior Doe, 49 months and over

Class 8 Get-of-Sire; 3 does from same sire

Class 9 Produce-of-Dam; 2 does from same dam

Class 10 Dam & Daughter

Class 11 Best Udder

Class 12 Buck, less than 3 months

Class 13 Buck, 3-6 months

Class 14 Buck, 7-12 months

Class 15 Buck, 13-36 months

Class 16 Buck, 37 months and over

Class 17 Working/Companion Goat, under 5 months

Class 18 Working/Companion Goat, 5-12 months

Class 19 Working/Companion Goat, 13 months and older

Class 20 Market Goat, over 55 lbs.

Open Specialty Goat Awards

Class 1 – 4

Champion Jr., Reserve Champion Jr. Doe

Class 5 -7

Champion Sr., Reserve Sr. Doe

Class 11 – 16

Champion, Reserve Champion Buck

Class 1 – 7 and 11 – 16

Grand Champion Specialty Goat

Division 17 – 19

Champion, Reserve Champion Working Goat

Class 20

Champion, Reserve Champion Market Goat

Class 17 – 20

Grand Champion Working/Market Goat**Division K ————Specialty Goats Breeds:**

Angora, Boer, Percentage Boer, Pygmy, other.

Goats shown in Classes 17-20 may not be shown in breed class and may enter only one class.

The Superintendent may create a separate Division if at least 25 goats of the same species are entered.

Class 1 Junior Doe, kids less than 4 mo.

Class 2 Senior Doe, kids 4-7 months

Class 3 Junior Doe, yearlings 8-11 mo.

Class 4 Junior Doe, yearlings 12-24 mo.

Class 5 Senior Doe, less than 24 months in milk

Class 6 Senior Doe, 25-48 months

Class 7 Senior Doe, 49+ months

Class 8 Get-of-Sire; 3 does from same sire

Class 9 Produce-of-Dam; 2 does from same dam

Class 10 Dam and Daughter

Class 11 Buck, less than 3 months

Class 12 Buck, 3-6 months

Class 13 Buck, 7-9 months

Class 14 Buck, 10-12 months

Class 15 Buck, 13-36 months

Class 16 Buck, 37 months and older

Class 17 Working/Companion Goat, less than 5 months

Class 18 Working/Companion Goat, 5-12 months

Class 19 Working/Companion Goat, 13 months and older

Class 20 Market Goat, over 55 lbs.

Division L ————Cart Goats

Open to any goat that is trained, or is in the process of being trained, to pull a cart.

Class 1 On Lead, in harness

Class 2 Ground Driving, without cart

Class 3 On lead, with cart

Class 4 Ground driving, with cart

Class 5 Cart driving, beginning

Class 6 Cart driving, advanced

Division M ————Pack Animals

Livestock animals to be shown on lead and carrying a loaded pack.

Class 1 Pack Goat

Class 2 Pack Llama/Alpaca

Class 3 Pack Donkey—Must show EIA for entry



SPECIAL EVENTS

LIVESTOCK FUN DAY — Thursday, August 3, 2-4PM

This day of fun activities is open to any exhibitor with livestock entered in Department 4.
Entrants may sign up to enter any of the following activities on the day of the event.

- **Costume Contest** • **Games** • **Small Animal Beauty Contest** •

You and your favorite livestock friend can dress up together or compete in one of numerous fun games.

Class 1 – Age 8 and under

Class 2 – Age 9-13

Class 3 – Age 14-17

CELEBRITY SHOWMANSHIP: Thursday, August 3, 6-8PM, Rotary Show Arena

Don't miss this hilarious competition! If you are a local celebrity interested in participating, or would like to nominate one, contact April Johnson at 907-328-9881

Enjoy this fun filled entertaining event featuring our community celebrities! See politicians, media personalities, local athletes, and other professionals try to show livestock like our young 4-H/FFA exhibitors. Participants are judged on skill and knowledge, with special points for performance and character. Celebrities arrive at 5-5:45 pm for a light dinner and a crash course in Animal Showmanship!

907 LIVESTOCK

Certified Angus
Beef

Veteran Owned

Woman Owned

Alaska Wagyu
Coming Soon

Berkshire/
Yorkshire Pork



✦ 907Livestock@gmail.com

✦ 907-490-8117

✦ @907Livestock on Facebook



Department 4B 4-H & FFA Livestock



See Department 4, for Superintendent Information and General Livestock Rules
Do not bring your animals until vet check-in!

Open only to 4-H and FFA members. Exhibitor must show their own animal in the show ring. If an exhibitor enters more than one animal, the other animals must be shown by another 4-H or FFA member. Please review the General Rules and Regulations carefully, paying special attention to those dealing with livestock exhibits. Entries are subject to those rules, and to all rules applying to Department 4 and 5, as well as any special requirements of Department 1 or Department 6.

Exhibits will be judged on the Danish System and will be awarded blue (excellent), red (good), or white (worthy) ribbons. Ribbons will be awarded according to quality in comparison to an established standard. **Cloverbuds are not permitted to show large livestock.** Cloverbud 4-H members receive a rainbow participation ribbon and a \$1 premium.

4-H & FFA

Educational Projects

See Department 1 for 4-H Club Work rules on Educational Displays. 4-H livestock members are eligible for Division in 1E Biological Science, Division A & B (Educational Displays); 1J Communications, Division E, F, & G (Banners, Posters, Presentations).

Division A1 – Market Livestock Project Record Book

Class 1 Junior Showman, ages 8-11
Class 2 Intermediate Showman, ages 12-14

Class 3 Senior Showman, ages 15-18
Class 4 Cloverbuds, ages 5-7

Division A2 — Livestock Record Book

Class numbers listed in Division A1.

Division A3 — Market Poster

Class numbers listed in Division A1.

Division A4 — Educational Poster

Class numbers listed in Division A1.

4-H & FFA SHOWMANSHIP

AWARDS

Division B1 – B10 Class 1-3

Class Champion Division B1 – B10

Division Champion, Reserve

Division Champion

Division B1-B10

4-H & FFA Showmanship

The top showman from each Division in B1-B9 are eligible to compete in large animal Round Robin. The top two showmen from each Division in B11-14 are eligible to compete in small animal round robin. The top showman from each Round Robin will be awarded overall Grand Champion Showman. **Exhibitors in Class 4, Cloverbud and ages 5-7 as of August 15, 2022 are ineligible.** Cloverbuds are not eligible for Showmanship awards above a participation ribbon. All 4-H and FFA exhibitors, including Market Livestock exhibitors, use the same showmanship Division. All Market Livestock must be shown in Showmanship, no substitutions are allowed. It is required that exhibitors wear a clean, long-sleeved, white shirt and black pants. Dairy showmen wear long-sleeved, white shirts and white pants. When showing an animal with hooves, leather boots or sturdy shoes are required. Club jackets or armbands are encouraged. Use age as of August 15, 2022.

Division B1 4-H/FFA Showmanship Goat

Class 1 Junior Showman, ages 8-11
Class 2 Intermediate Showman, ages 12-14
Class 3 Senior Showman, ages 15-18
Class 4 Cloverbuds, ages 5-7

ENTRY DAY

Online Entry closes
July 21 at 7 PM.

Entry Registration Drop Off*
Saturday, July 22, 1-6pm
Borealis Pavilion

*Drop Off entry is for in person registration. Do not bring your animals, demonstrations or displays.

ANIMAL DELIVERY & VET CHECK

Thursday July 27

Small Animals: 2-8PM

Large Animals: 4-8PM

All Barns

MANDATORY BARN MEETINGS

Friday, July 28 11AM

Rotary Show Arena

Friday, August 4, 11AM

Rotary Show Arena

ANIMAL LOAD OUT

Sunday, Aug 6, 7-11AM

Division B2 — 4-H/FFA Showmanship-Sheep

Class numbers listed in B1.

Division B3 — 4-H/FFA Showmanship-Feeder Steer

Class numbers listed in B1.

Division B4 4-H/FFA Showmanship-Beef

Class numbers listed in B1.

Division B5 4-H/FFA Showmanship-Dairy

Class numbers listed in B1.

Division B6 — 4-H/FFA Showmanship-Swine

Class numbers listed in B1.

Division B7-4-H/FFA Showmanship-Alpaca

Class numbers listed in B1.

Division B8-4-H/FFA Showmanship-Llamas

Class numbers listed in B1.

Division B9 — 4-H/FFA Showmanship-Reindeer

Class numbers listed in B1.

Division B10 — 4-H/ FFA Showmanship-Yak

Class numbers listed in B1.

Division B11 — 4-H/FFA Showmanship-Small Poultry

Class numbers listed in B1.

Division B12 — 4-H/FFA Showmanship-Large Poultry (Turkey/Goose)

Class numbers listed in B1.

Division B13 — 4-H/ FFA Showmanship Rabbits

Class numbers listed in Division B1.

Division B14 — 4-H/FFA Showmanship Cavies

Class numbers listed in Division B1.

Division B15 — 4-H/FFA Round Robin Showmanship

For large animal round robin, top showman will participate, including Div. B1-10. Small animal round robin Classes B11-14 the top two shoman from each division will participate.

Exhibitors in Class 4, Cloverbud, ages 5-7 (as of August 15, 2022) are ineligible.

Class 1 Large Animal Round Robin (Division B1-B10)

Goat, Sheep, Feeder Steer, Beef, Dairy, Swine, Alpaca, Llama, Reindeer, & Yak

Class 2 Small Animal Round Robin (Division B11 to B14)

Small Poultry, Large Poultry, Rabbit, Cavy

Small Animal Judging

Division C1 — 4-H & FFA Rabbit Judging

Contestants will judge Division consisting of four animals and give oral reason for a Division.

Class 1 Junior, ages 8-11

Class 2 Intermediate, ages 12-14

Class 3 ages 15-18

Division C2 — 4-H & FFA Cavy Judging

Contestants will judge Division consisting of four cavies and give oral reason for a Division.

Class 1 Junior, ages 8-11

Class 2 Intermediate, ages 12-14

Class 3 ages 15-18

4-H/FFA Large Animal Judging

4-H & FFA DAIRY GOAT AWARDS

Class 1 -4

Champion Jr, Reserve Champion Jr. Doe

Class 5 - 7

Champion Sr., Reserve Champion Sr. Doe

Class 12 - 16

Champion, Reserve Champion Buck

Class 1 - 7 and 12 - 16

Grand Champion Dairy Goat

Division 17 - 19

Champion, Reserve Champion Utility Goat

Class 20

Champion, Reserve Champion Market Goat

Division D1 — 4-H & FFA Dairy Goats

Breeds: Alpine, Lamancha, Nigerian, Nubian, Oberhasli, Saanen, Toggenburg, recorded grades.

Goats shown in Divisions 17-20 may not be shown in breed Division and may enter only one Division.

Class 1 Junior, kids less than 4 months

Class 2 Senior, kids 4-7 months

Class 3 Junior, yearlings 8-11 months

Class 4 Senior, yearlings 12-23 months

Class 5 Senior Doe, less than 24

months in milk

Class 6 Senior Doe, 25 to 48 months

Class 7 Senior Doe, 49 months or older

Class 8 Get-of-Sire; 3 does from same sire

Class 9 Produce-of-Dam; 2 does from same dam

Class 10 Dam & Udder Produce; dam with one offspring (female)

Class 11 Best Udder

Class 12 Buck, less than 3 months

Class 13 Buck, 3-6 months

Class 14 Buck, 7-12 months

Class 15 Buck, 13-36 months

Class 16 Buck, 37 months or older

Class 17 Working/Companion Goat, under 5 months

Class 18 Working/Companion Goat, 5-12 months

Class 19 Working/Companion Goat, 13 months and older

Class 20 Market Goat, over 60 lbs.

**4-H & FFA
SPECIALTY GOAT AWARDS**

Class 1 -4

Champion, Reserve Champion Jr. Doe

Class 5 - 7

Champion, Reserve Champion Sr. Doe

Class 11 - 16

Champion, Reserve Champion Buck

Class 1 - 7 and 11 - 16

Grand Champion Specialty Goat

Division 17 - 19

Champion, Reserve Champion

Working Goat

Class 20

Champion, Reserve Champion Market Goat

Division D2 — 4-H & FFA Specialty Goat Breeds

Angora, Boer, Percentage Boer, Pygmy, other.

Goats shown in Divisions 17-20 may not be shown in breed Division and may enter only one Division.

Class 1 Junior Doe, kids less than 4 months

Class 2 Senior Doe, kids 4 -7 months

Class 3 Junior Doe, yearlings 8-11 months

Class 4 Senior Doe, yearlings 12-23 months

Class 5 Senior Doe, less than 24 months in milk

Class 6 Senior Doe, 24-48 months

Class 7 Senior Doe, 49 months or older

Class 8 Get-of-sire; 3 does from same sire

Class 9 Produce-of-dam; 2 does from same dam

Class 10 Dam & daughter

Class 11 Buck, less than 3 months

Class 12 Buck, 3-6 months

Class 13 Buck, 7-9 months

Class 14 Buck, 10-12 months

Class 15 Buck, 13-36 months

Class 16 Buck, 37 months or older

Class 17 Working/Companion Goat, less than 5 months

Class 18 Working/Companion Goat, 5-12 months

Class 19 Working/Companion Goat, 13 months or older

Class 20 Market Goat, 60 lbs.+

4-H & FFA SHEEP AWARDS

Class 1 - 3

Champion, Reserve Champion Female - Meat

Class 4 - 6

Champion, Reserve Champion Male - Meat

Class 7 - 9

Champion, Reserve Champion Female - Wool

Class 10 - 12

Champion, Reserve Champion Male - Wool

Class 1 - 12

Grand Champion Breeding Sheep

Class 13 - 14

Champion Market Lamb

Reserve Champion Market Lamb

Division E — 4-H & FFA Sheep

Breeds: Suffolk, Hampshire, Columbia, Rambouillet, other.

An animal must be entered as either meat breed or wool breed, but not both. Sheep must be docked. Animals shown in Classes 13 and 14 (feeder or market) cannot be shown in breed class.

Class 1 Ewe, lamb less than 12 months, meat breeds

Class 2 Ewe, 12-24 months, meat breeds

Class 3 Mature Ewe, 25 months or older, meat breeds

Class 4 Ram Lamb, < 12 months, meat breeds

Class 5 Ram 12-24 months, meat breeds

- Class 6 Mature ram, 25 months+, meat breeds
- Class 7 Ewe lamb, <12 months, wool breeds
- Class 8 Ewe, 12-24 months, wool breeds
- Class 9 Mature ewe, 25 months or older, wool breeds
- Class 10 Ram lamb, < 12 months, wool breeds
- Class 11 Ram 12-24 months, wool breeds
- Class 12 Mature ram, 25 months or older, wool breeds
- Class 13 Feeder lamb, < 85 lbs., no rams
- Class 14 Market lamb, 85 lbs+, no rams
- Class 15 Ewe & lamb, meat breeds
- Class 16 Ewe and lamb, wool breeds
- Class 17 Flock, 3 or more animals owned by the same exhibitor-Judged on quality and conformity of animals

4-H & FFA BEEF AWARDS

Class 1 – 3

Jr. Champion, Reserve Jr. Champion Female

Class 4 - 5

Sr. Champion, Reserve Sr. Champion Female

Class 6 - 9

Champion, Reserve Champion Male

Class 1 – 9

Grand Champion Breeding Beef

Class 10 - 12

Grand Champion Market Beef

Reserve Champion Market Beef

Division F ————— 4-H & FFA Beef

Breeds: Angus, Charolais, Galloway, Hereford, Limousine, Saler, Shorthorn, Other.

Animals shown in Divisions 10-12 cannot be shown in breed Division.

- Class 1 Heifer Calf, less than 6 months
- Class 2 Heifer Calf, 6-12 months
- Class 3 Heifer, 13-24 months
- Class 4 Cow, 25-60 months
- Class 5 Aged Cow, 61 months or older
- Class 6 Bull Calf, under 6 months
- Class 7 Bull Calf, 6-12 months
- Class 8 Bull, 13-24 months
- Class 9 Bull, 25 months or older
- Class 10 Feeder Beef Calf, under 400 lbs.
- Class 11 Feeder Beef Calf, 400-799 lbs.
- Class 12 Market Beef, 800-999 lbs.
- Class 13 Market Beef, 1000 lbs. or over
- Class 14 Cow and Calf

4-H & FFA DAIRY AWARDS

Class 1 - 3

Jr Champion, Reserve Jr Champion Female

Class 4 – 5

Sr Champion, Reserve Senior Champion Female

Class 6 – 9

Champion, Reserve Champion Male

Class 1 – 9

Grand Champion Dairy

Division G ————— 4-H & FFA Dairy

Breeds: Brown Swiss, Guernsey, Jersey, Holstein, Other.

Group Divisions may be added at the discretion of the Superintendents.

- Class 1 Heifer Calf, less than 6 months
- Class 2 Heifer Calf, 6-12 months
- Class 3 Heifer, 13-24 months
- Class 4 Cow, 25-60 months
- Class 5 Aged Cow, 61 months or older
- Class 6 Bull Calf, less than 6 months
- Class 7 Bull Calf, 6-12 months
- Class 8 Bull, 13-24 months
- Class 9 Bull, 25 months or older
- Class 10 Cow & Calf

4-H & FFA DUAL PURPOSE CATTLE AWARDS

Class 1 - 3

Jr Champion, Reserve Jr Champion Female

Class 4 – 5

Sr Champion, Reserve Sr Champion Female

Class 6 – 9

Champion Male, Reserve Champion Male

Class 1 – 9

Grand Champion Dual Purpose

Division H ————— 4-H & FFA Dual Purpose Cattle

Breeds: Dexter, Milking, Shorthorn, Scottish Highlander, Other.

- Class 1 Heifer Calf, less than 6 months
- Class 2 Heifer Calf, 6-12 months
- Class 3 Heifer, 13-24 months
- Class 4 Cow, 25-60 months
- Class 5 Aged Cow, 61 months or older
- Class 6 Bull Calf, less than 6 months
- Class 7 Bull Calf, 6-12 months
- Class 8 Bull, 13-24 months
- Class 9 Bull, 25 months or older
- Class 10 Cow and Calf

4-H & FFA REINDEER AWARDS

Class 1 – 2

Champion, Reserve Champion Calf

Class 3 - 5

Champion, Reserve Champion Female

Class 1 – 5

Grand Champion Breeding Reindeer

Class 6

**Grand Champion Market Reindeer
Reserve Champion Market Reindeer**

Division H1 ————— 4-H & FFA Reindeer **No bulls over 6 months of age, due to rutting season, will be allowed at the fair.**

- Class 1 Calf, less than 6 months
- Class 2 Calf, 6-12 months
- Class 3 Yearling, 13-24 months
- Class 4 Cow, 25-60 months
- Class 5 Aged Cow, 61 months or older
- Class 6 Market, over 12 months
- Class 7 Cow and Calf

4-H & FFA SWINE AWARDS

Class 1 – 2

Champion, Reserve Champion Female

Class 3 – 4

Champion, Reserve Champion Male

Class 1 – 4

Grand Champion Breeding Swine

Class 5 – 8

Champion, Reserve Champion Market Swine

Division I ————— 4-H & FFA Swine

Breeds: Berkshire, Duroc, Hampshire, Hereford, Yorkshire, Other.

Animals shown in Classes 5 to 8 cannot be shown in breed Class.

- Class 1 Gilt, under 12 months
- Class 2 Sow, over 12 months
- Class 3 Boar, under 12 months
- Class 4 Boar, over 12 months
- Class 5 Weaner Pig, under 50 lbs.
- Class 6 Light Feeder Pig, 50-125 lbs.
- Class 7 Heavy Feeder Pig, 126-219 lbs.
- Class 8 Market Pig, 200 lbs and over
- Class 9 Sow & Litter, 3+ piglets, less than 9 weeks

4-H & FFA POULTRY AWARDS

For Each Division J - Q
**Division Champion,
Reserve Division Champion,
Sub-Division Champion,
Reserve Sub-Division
Champion**

Overall Combined Divisions J - Q
**Grand Champion,
Reserve Grand Champion**

4-H & FFA Poultry

All poultry must be banded. Bands will be provided on entry drop off day for a small fee. Band numbers must be printed on the entry form and stall card to identify the animal. If exhibitors wish to secure their cages, they must provide padlocks. All eggs collected will be donated to charity. If the entry is a recognized breed it will be judged according to APA's standard of perfection. If the entry is a hatchery or mixed breed, it will be judged on health, cleanliness, and condition.

Division J1—— 4-H & FFA Large Chickens

Sub-Division A: American

Plymouth Rocks, Dominiques, Wyandottes, Javas, Rhode Island Reds, Rhode Island Whites, Buckeyes, Chanteclers, Jersey Giants, Lamonas, New Hampshires, Hollands, Delawares.

Sub-Division B: Asiatic

Brahmas, Cochins, Langshans.

Sub-Division C: English

Dorkings, Orpingtons, Redcaps, Sussex, Cornish, Australorps.

Sub-Division D: Mediterranean

Leghorns, Anconas, Minorcas, Sicilian Buttercups, Spanish, Catalanas, Andalusians.

Sub-Division E: Continental

Hamburgs, Campines, Lakenvelders, Bearded Polish, Non-bearded Polish, Houdans, Faverolles, Crevecours, La Fleche, Welsummers, Barnvelders

Sub-Division F: All Other Standards

Modern Game, Old English Game, Malays, Sumatras, Aseels, Shamos,

Yokohamas, Phoenix, Cubalayas, Stultans, Naked Necks, Araucanas, Ameraucanas

Sub-Division G: Breeds Not Recognized by the APA

Cream Legbar, Spitzhauben, Neiderreiner

Sub-Division H: Production

Common breeds of birds purchased from hatcheries and feed stores are most often production-based without much emphasis on the breed standard. Birds entered in this Division are judged based only on their general vigor, condition, and production qualities, not on their respective breed standard. Breeds that fit this Division are Rhode Island Reds, Barred and any color Rocks, Araucanas, and any common breed available from hatcheries and feed stores. Uncommon breeds from these sources can often be shown in their Sub-Divisions above for their breeds.

Sub-Division I: Barnyard Cross

Mixed breed chickens or anything that does not fit in any of the above categories are shown here. These birds are judged based on general vigor and condition.

Class 1 Cock (male, over 12 months)

Class 2 Hen (female, over 12 months)

Class 3 Cockerel (male, 4-12 months-
Cornish Cross may be 6 weeks old)

Class 4 Pullet (female, 4-12 months-
Cornish Cross may be 6 weeks old)

Class 5 Old Trioss (1 cock, 2 hens, over 12 months) Judged on conformity

Class 6 Young Trios (1 cockerel, 2 pullets, 4-12 months-Cornish Cross may be 6 weeks old)
Judged on conformity

The following classes are judged according to Sub-Division G.

Class 7 Hen with chicks (chicks must be at least one week old).

Class 8 Old Laying Pen (3 hens)

Class 9 Young Laying Pen (3 pullets)

Class 10 Meat pen (3 birds)

Division J2-4-H & FFA Bantam Chickens

Sub-Division A: Game Division

American Game, Old English Game

Sub-Division B: Modern Game

Sub-Division C: Single Comb Clean Leg

(SCCL) Ancona, Andalusian, Australorp, Campine, Catalana, Delaware, Dorking, Dutch, Holland, Japanese, Java, Jersey Giants, Jungle Fowl, Lakenvelders, Lamonas, Leghorn, Minorca, Naked Neck, New Hampshire, Dutch Bearded, Orpington, Phoenix, Plymouth Rock, Pyncheon, Rhode Island Red, Spanish, Sussex.

Sub-Division D: Rose Comb Clean Leg (RCCL)

Ancona, Antwerp Belgian D'Anvers, Dominique, Dorking, Hamburg, Leghorn, Minorca, Red Cap, Rhode Island Red, Rhode Island White, Rosecomb, Sebright, Wyandotte.

Sub-Division E: Feather Leg

Belgian d'Uccle (booted), Brahma, Cochin, Faverolle, Langshan, Silkie, Sultan.

Sub-Division F: All Other Clean Leg

(AOCCL) Ameraucana, Araucana, Cornish, Crevecour, Cubalaya, Houdan, La Fleche, Malay, Polish, Chantecler, Shamo, Sumatra, Yokohama, Sicilian Buttercup, Buckeye.

Sub-Division G: Bantam Breeds Not Recognized by APA

Cream Legbar, Spitzhausen, Niederrheiner

Sub-Division H: Production

Common bantam breed of birds purchased from hatcheries and feed stores are most often bred without much emphasis on breed standard. Birds entered in this Division are judged based on their general vigor, condition, and production qualities, not on their respective breed standards. Breeds that fit this sub-Division are Cochins, Silkies, Old English Games, Rosecombs, and any common breed available from hatcheries and feed stores. Uncommon breeds from these sources can sometimes be shown in their Sub-Divisions above for their breeds.

Sub-Division I: Barnyard Cross

Mixed breed chickens or anything that does not fit in any of the above categories are shown here. Birds are judged based only on their vigor, condition, and production qualities, not on their respective breed standard.

Each Sub-Division entry must have a Class number. Breed varieties are determined by the Superintendents in accordance with APA standards.

Division K—————4-H & FFA Ducks

Sub-Division A: Heavy

Pekin, Aylesbury, Rouen, Muscovy, Silver Appleyard, Saxony.

Sub-Division B: Medium

Cayuga, Crested, Swedish, Buff

Sub-Division C: Light

Runner, Campbell, Magpie, Welsh Harlequin

Sub-Division D: Bantam

Call, East Indie, Mallard, Mandarin, and Wood.

Sub-Division E: Ducks Not Recognized by the APA

Sub-Division F: Production

Common breed of ducks purchased from hatcheries and feed stores are most often bred without much emphasis on breed standard. Birds entered in this Division are judged based on their general vigor, condition, and production qualities, not on their respective breed standards. Breeds that fit this Sub-Division are Rouens, Pekins, Runners, and any common breed available from hatcheries and feed stores. Uncommon breeds from these sources can sometimes be shown in their Sub-Divisions above for their breeds

Sub-Division G: Barnyard Cross

Mixed breed ducks or anything that does not fit in any of the above categories are shown here. Birds are judged based only on their vigor, condition, and production qualities, not on their respective breed standard.

Each Sub-Division entry must have a Class number. Breed varieties are determined by the Superintendents in accordance with APA standards.

Class 1 Drake (male, over 12 months
Tanana Valley State Fair Association

Class 2 Duck (female, over 12 months

Class 3 Young Drake (male, 3-12 months)

Class 4 Young Duck (female, 3-12 months)

Class 5 Old Trios (1 drake, 2 ducks, over 12 months) Judged on conformity

Class 6 Young Trios (1 drake, 2 ducks, and 3-12 months) Judged on conformity

Class 7 Duck with Ducklings (ducklings must be at least one week old) Judged according to Sub-Division E

Class 8 Meat Pen (3 birds)

Division L—————4-H & FFA Geese

Sub-Division A: Heavy

Toulouse, Embden (Emden), African.

Sub-Division B: Medium

Sebastopol, Pilgrim, American Buff, Saddleback Pomeranian.

Sub-Division C: Light

Chinese, Tufted Roman, Canadian, Egyptian.

Sub-Division D: Geese Not Recognized by the APA

Sub-Division E: Production

Common breed of geese purchased from hatcheries and feed stores are most often bred without much emphasis on breed standard. Birds entered in this Division are judged based on their general vigor, condition, and production qualities, not on their respective breed standards. Breeds that fit this Sub-Division are Toulouse, Embden, Chinese, and any common breed available from hatcheries and feed stores. Uncommon breeds from these sources can sometimes be shown in their Sub-Divisions above for their breeds

Sub-Division F: Barnyard Cross

Mixed breed geese or anything that does not fit in any of the above categories are shown here. Birds are judged based only on their vigor, condition, and production qualities, not on their respective breed standard.

Each Sub-Division entry must have a Class number. Breed varieties are

determined by the Superintendents in accordance with APA standards.

Class 1 Gander (male, over 12 months)

Class 2 Goose (female, over 12 months)

Class 3 Young Gander (male, 3-12 months)

Class 4 Young Goose (female, 3-12 months)

Class 5 Old Trios (1 gander, 2 geese, over 12 months) Judged on conformity

Class 6 Young Trios (1 gander, 2 geese, 3-12 months) Judged on conformity

Class 7 Goose with Goslings (goslings must be at least one week old) Judged according to Sub-Division D

Division M—————4-H & FFA Turkeys

Sub-Division A: Turkey Breed

Recognized by APA

Bronze, Narragansett, White Holland, Black, Slate, Bourbon Red, Beltsville Small White, Royal Palm,

Sub-Division B: Turkeys Not Recognized by the APA

Sub-Division C: Production

Broadbreasted White, Broadbreasted Bronze, other breeds that are bred strictly for production qualities. Birds entered here will be judged based on their general vigor, condition, and production qualities.

Sub-Division D: Barnyard Cross

Mixed breed turkeys or anything that does not fit in any of the above categories are shown here. Birds are judged based only on their vigor, condition, and production qualities, not on their respective breed standard.

Each entry must have a Class number. Breed varieties are determined by the Superintendents in accordance with APA standards.

Class 1 Tom (male, over 12 months)

Class 2 Hen (female, over 12 months)

Class 3 Young Tom (male, 3-12 months)

Class 4 Young Hen (female, 3-12 months)

Class 5 Trio (1 Tom, 2 Hens)

Division N—— 4-H & FFA Guinea Fowl

Guinea Fowl Varieties: Lavender, Pearl, White, Barnyard Cross

Class 1 Cock (male, over 12 months)

Class 2 Hen (female, over 12 months)

Class 3 Cockerel (male, 3-12 months)

Class 4 Pullet (female, 3-12 months)

Class 5 Trio (1 male, 2 females)

Division O —— 4-H & FFA Pigeons

Sub-Division A: Utility: King, Modena, Runt

Sub-Division B: Performing: Roller, Highflyer, Tipper

Sub-Division C : Fancy : Fantail, Helmet, Pouter

Sub-Division D: Racing: Homer

Sub-Division E: Doves; Ringneck, Diamond

Sub-Division F: Barnyard Cross

Class 1 Cock (male, over 12 months)

Class 2 Hen (female, over 12 months)

Class 3 Young Cock (male, 3-12 months)

Class 4 Pullet (female, 3-12 months)

Class 5 Old Pair (over 12 months)

Class 6 Young Pair (3-12 months)

Division P —— 4-H & FFA Misc. Poultry Breeds:(Pea Fowl, Pheasants, Quail, Partridge)

Each entry must have a Class number. The Superintendents determine breed varieties.

Class 1 Cock (male, over 12 months)

Class 2 Hen (female, over 12 months)

Class 3 Cockerel (male, 3-12 months)

Class 4 Pullet (female, 3-12 months)

Class 5 Trio (1 male, 2 females)



4-H & FFA RABBIT AWARDS

Division O1-O4

Champion, Reserve Champion

Overall Grand Champion

Overall Reserve Grand Champion

4-H & FFA Rabbits & Cavies

4-H exhibitors MUST present their animals to the judge during the show.

All rabbits will be required to have a permanent, legible tattoo in the left ear, and cavies will have a permanent tag in the left ear. Rabbits and cavies will be screened for good health upon entry.

Animals will be entered and judged according to the latest ARBA standards. Specify breed and variety on each entry

American Fuzzy Lop, American Sable, Angora (English/French/Satin), Belgian Hare, Britannia Petite, Czech Frosty, Chinchilla (Standard), Dutch, Dwarf Hotot, Dwarf Papillon, English Spot, Flemish Giant, Florida White, Harlequin, Havana, Himalayan, Jersey Wooly, Lilac, Lionhead, Holland Lop, Mini Lop, Mini Rex, Netherland Dwarf, Polish, Rhinelander, Silver, Tan, Thrianta.

Commercial breeds: American, Angora (Giant), Argente Brun, Beveren, Blanc de Hotot, Californian, Champagne D'Argent, Checkered Giant, Chinchilla (American, Giant) Cinnamon Creme, Crem'DArgent, Lop (French/English), New Zealand, Palomino, Rex, Satin, Silver Fox, Silver Marten.

In 4-H for the Cloverbud clinic (Division O5), this show will be held before the 4-H/FFA rabbit show.

Division O1 4-H & FFA Purebred Rabbits

Rabbits are entered per their breed standard.

Class 1 Senior Buck, 6 months or over

Class 2 Senior Doe, 6 months or over

Class 3 Intermediate Bucks, 6-8 months (commercial breeds)

Class 4 Intermediate Doe, 6-8 months (commercial breeds)

Class 5 Junior Bucks, 8 weeks to 6 months

Class 6 Junior Doe, 8 weeks to 6 months

Class 7 Pre-Junior Bucks, 8 weeks to 3 months (commercial breeds)

Class 8 Pre-Junior Doe, 8 weeks to 3 months (commercial breeds)

Class 9 Fur-specify Sub-Class a-I below (must also be entered in appropriate age and sex Divisions.)

a. Rex white

b. Rex, all other colors (includes broken)

c. Satin white

d. Satin, all other colors

e. English Angora wool, white

f. English Angora wool, all other colors

g. French Angora wool, white

h. French Angora wool, all other colors

i. Commercial fur white (specify breed)

j. Commercial fur, all other colors (specify breed)

k. Angora wool, white (all other wool breeds)

l. Angora wool, all other colors (all other wool breeds)

Division O2 —— 4-H & FFA Commercial Production Rabbits

Rabbits entered in this Division are not eligible for Best in Show, and do not need to meet ARBA breed standards.

Class 1 Best 3-Generation Display, must be same sex

Class 2 Doe with Litter (babies must be at least 6 weeks old)

Class 3 Meat Pen of 3 Fryers (8 to 10 weeks, 3.5 to 5 lbs each)

Class 4 Roaster (less than 6 months, 5.5-8 lbs)

Class 5 Stewer (less than 6 months, minimum weight 8 lbs)

Division 03 ———4-H & FFA Pet Rabbits

Rabbits entered in this division do not need to meet ARBA breed standards.

Class 1 Senior Buck, 6 months or over

Class 2 Senior Doe, 6 months or over

Class 3 Intermediate Bucks, 6-8 months (commercial breeds)

Class 4 Intermediate Doe, 6-8 months (commercial breeds)

Class 5 Junior Bucks, 8 weeks to 6 months

Class 6 Junior Doe, 8 weeks to 6 months

Class 7 Pre-Junior Bucks, 8 weeks to 3 months (commercial breeds)

Class 8 Pre-Junior Doe, 8 weeks to 3 months (commercial breeds)

Class 9 Fur-Specify Sub-Class a-j below (must also be entered in appropriate age and sex Divisions.)

a. Rex white

b. Rex, all other colors (includes broken)

c. Satin white

d. Satin, all other colors

e. English Angora wool, white

f. English Angora wool, all other colors

g. French Angora wool, white

h. French Angora wool, all other colors

i. Commercial fur, white (specify breed)

j. Commercial fur, all other colors (specify breed)

k. Angora wool, white (all other wool breeds)

l. Angora wool, all other colors (all other wool breeds)

Division 04 ———— Cloverbud Clinic

Members who have completed

I. Angora wool, all other colors (all other wool breeds)

Kindergarten, First or Second grade are considered Cloverbud 4-H members and receive a Rainbow Ribbon and a \$1.00 premium per entry.

Cloverbud Clinic will be 15 minutes.

Class 1 Rabbits

Class 2 Cavies

4-H & FFA CAVY AWARDS

Division P1

Reserve Grand Champion

Grand Champion

Division P2

Reserve Grand Champion

Grand Champion

Division P1 —4-H & FFA Cavies (Guinea Pigs)

Cavy Breeds: Abyssinian, Abyssinian

Satin, American, American Satin,

Coronet, Peruvian, Peruvian Satin,

Silkie, Silkie Satin, Teddy, Teddy Satin,

Texel, White Crested.

Class 1 Senior Boars, over 32 oz

Class 2 Senior Sows, over 32 oz

Class 3 Intermediate Boars, up to 6 months, 22-32 oz

Class 4 Intermediate Sows, up to 6 months, 22-32 oz

Class 5 Junior Boars, up to 4 months, 12-22 oz

Class 6 Junior Sows, up to 4 months, 12-22 oz

Division P2 ——— 4-H & FFA Pet Cavies (Guinea Pigs)

Divisions 1-6: Use Classes in Division P



Thank You for Your Support!





2023 Market Livestock Auction



ENTRY DAY

Online Entry closes
July 21 at 7 PM

Entry Registration Drop Off*
Saturday, July 22, 1-6pm
Borealis Pavilion

*Drop Off entry is for in person registration. Do not bring your animals, demonstrations or displays.

ANIMAL DELIVERY & VET CHECK

Thursday July 27
Small Animals: 2-8PM
Large Animals: 4-8PM
All Barns

MANDATORY BARN MEETINGS

Friday, July 28 11AM
Rotary Show Arena
Friday, August 4, 11AM
Rotary Show Arena

MARKET LIVESTOCK WEIGH-IN

Friday, July 28

ANIMAL LOAD OUT

Sunday, Aug 6, 7-11AM



ALASKA FARM BUREAU FAIRBANKS CHAPTER

FRIDAY, AUGUST 4
AUCTION STARTS
6 PM

ELIGIBILITY: 4-H members ages 8-18 through August 15, 2023 are eligible; FFA members are eligible through the summer following their graduation of high school. Market Livestock agreement must be submitted to the 4-H office by February 1st. Exhibitor must be enrolled in 4-H or FFA Market Livestock Program. Exhibitors are limited to one animal or pen per Division and a total of 3 exhibits (1 large and 2 small or 2 large and 1 small). Exhibitors must show their own animals in the show ring, present them in the sale ring, and are responsible for all work and care of the animals. **All rules in the beginning of the Livestock section are enforced.** Especially note those regarding feeding, cleaning pens, and exercising animals. All Exhibitors must show their market

animals in the appropriate Showmanship Division. The Livestock Committee and the Tanana Valley State Fair Association have the final authority on interpreting rules.

JUDGING: The Danish System will be used, giving blue, red, or white ribbons. The judge will place animals in a ranking order for sale purposes.

SALE OF ANIMALS: Judges will make the final decision on whether animals qualify for the Market Auction. Only animals taking a blue or red ribbon in a confirmation Division will be allowed to be sold at the auction. Animals taking white ribbons will **not** go to the auction.

WEIGH-IN: All market animals will be weighed in at the specified time.

MANDATORY ITEMS DUE ON DROP-OFF ENTRY DAY: **Due by July 22, 2023 at 6pm.** Completed Record Book, Copy of Market Livestock Agreement, Animal Health Record & Proof of Vaccinations, Buyer contact Sheets, Auction Biography, and Ethics Policy for Animals/Code of show Ring Ethics.

PAYMENT: All money is handled through the 4-H Livestock Committee. Checks from sale of animals will be mailed to exhibitors by the 4-H Livestock Committee.

STALL SIGN: Exhibitors must make a stall sign for their market animals (22"x20" minimum size, hung by 10 AM Friday, July 28, 2023) which includes name and tag # of the animal, name of exhibitors, name of 4-H club or FFA Chapter, breed of animal, breeder of animal, who animal was purchased from, animal's date of birth, official weight (must be added after 6 PM on Friday, July 28, 2023), total project feed amount in weight (list by type) and animal's buyer (complete after auction by 11 AM on Saturday, August 5, 2023).

AUCTION: Animals entered in Market Livestock Division will be offered for sale at a public auction on Friday, August 4, starting at 6 PM. Sale order will be published prior to the auction. Animals committed for sale cannot be withdrawn, and no substitutions are allowed. Placing will determine sale order. The exhibitor must be prepared to enter the sale ring when they are called. Failure to produce the animals for sale, unsportsmanlike behavior, or misrepresentation may result in being barred from the sale. A qualified auctioneer will conduct the sale.

BUTCHERING SMALL ANIMALS: Exhibitors are responsible for making sure that rabbits, chickens, ducks, geese, and turkeys are butchered, dressed, and delivered to the buyers within 14 days of the fair, unless another date is mutually agreed upon.

4-H & FFA Market Livestock Awards

Blue Ribbon	-----	\$3
Red Ribbon	-----	\$2
White Ribbon	-----	\$1
Division Champion	-----	\$2

Division Q ————— Market Finished Beef

Class 1 All animals, minimum weight is 1000 pounds. Must be born on or after January 1, 2022 and be in the possession of exhibitor by December 1, 2022. Must be dehorned and castrated by January 1 of current year.

Division R ————— Market Feeder Steer

Class 1 All animals must weigh a minimum of 400 pounds. Must be born on or after December 1, 2022 and in the possession of the exhibitor by April 15 of the current year. Must be castrated within 8 weeks of birth.

Division R1 ————— Market Reindeer

Class 1 All animals must weigh a minimum of 160 pounds. Must be born on or after April 1, 2022 and be in the possession of the exhibitor by December 1, 2022. Males must be castrated.

Division S ————— Market Lamb

Class 1 All animals, ewes and castrated lambs, born on or after January 1 of the current year. Must weigh at least 85 pounds. Must be slick sheared. Must be in possession of the exhibitor by May 1 of the current year.

Division T ————— Market Goat

Class 1 All animals, meat type doe or wether, dairy type wether. Dairy type wether must be dehorned. Must weigh a minimum of 60 pounds. Must be born on or after January 1, 2023 and be in possession of the exhibitor by May 1 of the current year.

Division U ————— Market Swine

Class 1 All animals, gilt or barrow hogs. Must weigh a minimum of 220 pounds. Must be born on or after January 1, 2023 and be in possession of the exhibitor by May 1 of the current year.

Division V ————— Market Rabbits

Exhibitor must be present for judging.

Class 1 Pen of three, uniform size, 3.5 to 6 pounds each. Must be born on or after May 8, 2023, and be in possession of exhibitor by July 1 of the current year. Pen should all be the same breed and variety. Commercial type breeds are the most desirable.

Division W ————— Market Chickens

Exhibitor must be present for judging.

Class 1 Pen of three, uniform size, weighing over 6 pounds each. Must be hatched on or after May 23, 2023 and be in possession of exhibitor by June 6 of the current year. Must be a recognized meat breed.

Division X ————— Market Turkey

Exhibitor must be present for judging.

Class 1 1 bird, 20 pound minimum. Must be hatched on or after March 15, 2023 and be in possession of exhibitor by April 15 of the current year. Must be a recognized meat breed.

Division Y ————— Market Ducks

Exhibitor must be present for judging.

Class 1 Pen of three, uniform size, each weighing 6 pounds minimum. Must be hatched on or after May 25, 2023 and be in possession of exhibitor by June 8 of the current year. Must be a recognized meat breed.

Division Z ————— Market Goose

Exhibitor must be present for judging.

Class 1 1 bird, 10 pound minimum. Must be hatched on or after March 15, 2023 and be in possession of exhibitor by April 15 of the current year. Must be a recognized meat breed.



Department 4C

Open Small Livestock

See Department 4 for Superintendent Information and General Livestock Rules

Do not bring your animals until vet check-in!

Division A1 ————— Demonstrations

The purpose of this Division is to give exhibitors the opportunity to present information to the public and to promote interest in Alaska's livestock industry. Educational exhibits may consist of live demonstrations, informational or pictorial displays. Demonstrations are to be 10-20 minutes and will be scheduled by the Superintendent. Space for the displays must be reserved with the Superintendent on Entry Day. Exhibitors will compete separately in four age groups: Age 7 and under, Age 8-11, Age 12-16 and Age 17 and over.

Class 1 Demonstrations:

Contact the Largent Barn Manager July 30, to schedule time for the demo.

Class 2 Educational Displays:

Delivery day is July 28, 12-8 PM. Deliver display to the Department Superintendent.

OPEN RABBITS

All rabbits will be required to have a permanent, legible tattoo in the left ear. Tattooing is available. Please contact the Superintendent to make arrangements. This show will be judged by ARBA's Standard of Perfection by an ARBA judge. **Exhibitors must be present to put their rabbits on the judging table or appoint someone to do this for them, or the animal will not be judged.**

Rabbit breeds: American Fuzzy Lop, American Sable, Angora (English/French/Satin), Belgian Hare, Britannia Petite, Czech Frosty, Chinchilla (Standard), Dutch, Dwarf Hotot, Dwarf Papillon, English Spot, Flemish Giant, Florida White, Harlequin, Havana, Himalayan, Jersey Wooly, Lilac, Lionhead, Holland Lop,

Mini Lop, Mini Rex, Netherland Dwarf, Polish, Rhinelander, Silver, Tan, Thrianta.

Commercial (Meat) breeds: American, Angora (Giant), Argente Brun, Beveren, Blanc de Hotot, Californian, Champagne D'Argent, Checkered Giant, Chinchilla (American, Giant) Cinnamon Creme, Crem'DArgent, Lop (French/English), New Zealand, Palomino, Rex, Satin, Silver Fox, Silver Marten.

Division B1 ————— Open Rabbit Showmanship

Class 1 Age 7 and under

Class 2 Age 8-11

Class 3 Age 12-16

Class 4 Age 17 and over

Division C1 ————— Open Rabbit Judging Contest

Contestants will judge Division consisting of four rabbits each and give oral reasons for one Division.

Class 1 Age 7 and under

Class 2 Age 8-11

Class 3 Age 12-16

Class 4 Age 17 and over

OPEN RABBIT AWARDS

Division D - F

Champion, Reserve Champion

ARBA SANCTIONED RABBIT & CAVY SHOW

Sponsored by iRCC

Saturday August 6

9:00 AM - Largent Barn

Rabbits are entered per ARBA breed standards. For more information contact: Bianca Herring
907- 687-5577

Division D ————— Purebred Rabbits

Class 1 Senior Buck, 6 months or over

Class 2 Senior Doe, 6 months or over

ENTRY DAY

Online Entry closes

July 21 at 7PM

Entry Registration Drop Off*

Saturday, July 22, 1-6pm

Borealis Pavilion

*Drop Off entry is for in person registration. Do not bring your animals, demonstrations or displays.

ANIMAL DELIVERY & VET CHECK

Thursday July 27

Small Animals: 2-8PM

Large Animals: 4-8PM

All Barns

MANDATORY BARN MEETINGS

Friday, July 28 11AM

Rotary Show Arena

Friday, August 4, 11AM

Rotary Show Arena

ANIMAL LOAD OUT

Sunday, Aug 6. 7-11AM

- Class 3 Intermediate bucks, 6-8 months (commercial breeds)
- Class 4 Intermediate doe, 6-8 months (commercial breeds)
- Class 5 Junior Buck, 8 weeks-6 months
- Class 6 Junior Doe, 8 weeks-6 months
- Class 7 Pre-Junior Bucks, 8 weeks to 3 months (commercial breeds)
- Class 8 Pre-Junior Doe, 8 weeks to 3 months (commercial breeds)
- Class 9 Fur-specify Sub-Class a-l below. Rabbits entered in fur must also be entered in appropriate age and sex classes.
 - a. Rex White
 - b. Rex, all other colors (includes broken)
 - c. Satin white
 - d. Satin, all other colors (IB)
 - e. English Angora wool, white
 - f. English Angora wool, all other colors
 - g. French Angora wool, white
 - h. French Angora wool, all other colors
 - i. Breed fur white (specify breed)
 - j. Breed fur, all other colors (specify breed)
 - k. Angora wool, white (all other wool breeds)
 - l. Angora Wool, all other colors (all other wool breeds)

Division E ————— Pet Rabbits

Rabbits in this division do not need to meet ARBA breed standards.

- Class 1 Senior Buck, 6 months or over
- Class 2 Senior Doe, 6 months or over
- Class 3 Junior Buck, 8 weeks-6 months
- Class 4 Junior Doe, 8 weeks-6 months

Division F —————Commercial Production Rabbits

Rabbits entered in this Division do not need to meet ARBA breed standards.

- Class 1 Best 3-generation display, must be same sex
- Class 2 Doe with litter (babies must be at least 6 weeks old)
- Class 3 Meat pen of 3 fryers (8 to 10 weeks, 3.5 to 5 pounds each)
- Class 4 Roaster (under 6 months, 5.5 to 8 pounds)
- Class 5 Stewer (over 6 months, minimum weight 8 pounds)

OPEN CAVIES

Each cavy must have an ear tag. Tags are available. Please call the Superintendent to arrange your cavy tagging. An ARBA professional will judge this show using the ARBA's Standard of Perfection.

Cavy Breeds: Abyssinian, Abyssinian Satin, American, American Satin, Coronet, Peruvian, Peruvian Satin, Silkie, Silkie Satin, Teddy, Teddy Satin, Texel, White Crested.

Division B2 — Open Cavy Showmanship

- Class 1 Age 7 and under
- Class 2 Age 8-11
- Class 3 Age 12-16
- Class 4 Age 17 and over

Division C2 -Open Cavy Judging Contest

Contestants will judge Division consisting of four cavies each and give oral reasons for one Division.

- Class 1 Age 7 and under
- Class 2 Age 8-11
- Class 3 Age 12-16
- Class 4 Age 17 and over

Division H ————— Open Purebred Cavies (Guinea Pigs)

- Class 1 Senior Boars, over 32 oz
- Class 2 Senior Sows, over 32 oz

Class 3 Intermediate Boars, up to 6 months, 22-32 oz

Class 4 Intermediate Sows, up to 6 months, 22-32 oz

Class 5 Junior Boars, up to 4 months, 12-22 oz

Class 6 Junior Sows, up to 4 months, 12-22 oz

Division I —————Open Pet Cavies (Guinea Pigs)

Classes 1-6: use Divisions listed in Division H.

Division J —————Open Meat Breed (Guinea Pig)

Divisions 1-6: use Divisions listed in Division H.

OPEN POULTRY & PIGEON

Each bird must wear a leg or wing band. Record the number and color (if applicable) on the Entry Form and Stall Card. Bands will be available on Entry Day for a small fee, depending on size. Each entrant will be limited to a total of 20 birds. When there are three or more of a breed and/or variety in a division, they will be judged against each other. All purebred birds (birds that meet the APA Standard of Perfection) will be judged to the latest standards. All eggs collected will be donated to charity. Please contact Becky Hammond at 907-699-7121 for more information.

Division B3 — Open Poultry & Pigeon Showmanship

- Class 1 Age 7 and under
- Class 2 Age 8-11
- Class 3 Age 12-16
- Class 4 Age 17 and over

APA Poultry & Pigeon Show, Small

Animal Awards

Division K – R

Grand Champion, Reserve Grand Champion

Champion Trio

Poultry Royalty

People's Choice Division Champion

People's Choice Reserve Division Champion

Sub-Division Champion, Reserve Sub-Division Champion

Division K ————— Large Chickens

Sub-Division A: American

Plymouth Rocks, Dominiques, Wyandottes, Javas, Rhode Island

Reds, Rhode Island Whites, Buckeyes, Chanteclers, Jersey Giants, Lamonas, New Hampshires, Hollands, Delawares.

Sub-Division B: Asiatic

Brahmas, Cochins, Langshans.

Sub-Division C: English

Dorkings, Orpingtons, Redcaps, Sussex, Cornish, Australorps.

Sub-Division D: Mediterranean

Leghorns, Anconas, Minorcas, Sicilian Buttercups, Spanish, Catalanas, Andalusians.

Sub-Division E: Continental

Hamburgs, Campines, Lakenvelders, Bearded Polish, Non-bearded Polish, Houdans, Faverolles, Crevecours, La Fleche, Welsummers, Barnvelders

Sub-Division F: All Other Standards

Modern Game, Old English Game, Malays, Sumatras, Aseels, Shamos, Yokohamas, Phoenix, Cubalayas, Stultans, Naked Necks, Araucanas, Ameraucanas

Sub-Division G: Breeds Not Recognized by the APA

Cream Legbar, Spitzhauben, Neiderheimer

Sub-Division H: Production

Common breeds of birds purchased from hatcheries and feed stores are most often production-based without much emphasis on the breed standard. Birds entered in this Division are judged based only on their general vigor, condition, and production qualities, not on their respective breed standard. Breeds that fit this Division are Rhode Island Reds, Barred and any color Rocks, Araucanas, and any common breed available from hatcheries and feed stores. Uncommon breeds from these sources can often be shown in their Sub-Divisions above for their breeds.

Sub-Division I: Barnyard Cross

Mixed breed chickens or anything that does not fit in any of the above categories are shown here. These birds are judged based on general vigor and condition.

- Class 1 Cock (male, over 12 months)

Class 2 Hen (female, over 12 months
Class 3 Cockerel (male, 4-12 months-
Cornish Cross may be 6
weeks old)

Class 4 Pullet (female, 4-12 months-
Cornish Cross may be 6
weeks old)

Class 5 Old Trioss (1 cock, 2 hens,
over 12 months) Judged on
conformity

Class 6 Young Trios (1 cockerel, 2
pullets, 4-12 months-Cornish
Cross may be 6 weeks old)
Judged on conformity

The following classes are judged
according to Sub-Division G.

Class 7 Hen with chicks (chicks must
be at least one week old).

Class 8 Old Laying Pen (3 hens)

Class 9 Young Laying Pen (3 pullets)

Class 10 Meat pen (3 birds)

Division L————Bantam Chickens

Sub-Division A: Game Division

American Game, Old English Game

Sub-Division B: Modern Game

Sub-Division C: Single Comb Clean Leg

(SCCL) Ancona, Andalusian,
Australorp, Campine, Catalana,
Delaware, Dorking, Dutch,
Holland, Japanese, Java, Jersey
Giants, Jungle Fowl, Lakenvelders,
Lamonas, Leghorn, Minorca,
Naked Neck, New Hampshire,
Dutch Bearded, Orpington,
Phoenix, Plymouth Rock,
Pyncheon, Rhode Island Red,
Spanish, Sussex.

Sub-Division D: Rose Comb Clean Leg (RCCL)

Ancona, Antwerp Belgian D'Anvers,
Dominique, Dorking, Hamburg,
Leghorn, Minorca, Red Cap, Rhode
Island Red, Rhode Island White,
Rosecomb, Sebright, Wyandotte.

Sub-Division E: Feather Leg

Belgian d'Uccle (booted), Brahma,
Cochin, Faverolle, Langshan,
Silkie, Sultan.

Sub-Division F: All Other Clean Leg

(AOCCL) Ameraucana, Araucana,
Cornish, Crevecour, Cubalaya,
Houdan, La Fleche, Malay, Polish,
Chantecler, Shamo, Sumatra,
Yokohama, Sicilian Buttercup,
Buckeye.

Sub-Division G: Bantam Breeds Not Recognized by APA

Cream Legbar, Spitzhausen,
Niederrheiner

Sub-Division H: Production

Common bantam breed of birds
purchased from hatcheries and
feed stores are most often bred
without much emphasis on breed
standard. Birds entered in this
Division are judged based on their
general vigor, condition, and
production qualities, not on their
respective breed standards.
Breeds that fit this sub-Division are
Cochins, Silkies, Old English
Games, Rosecombs, and any
common breed available from
hatcheries and feed stores.
Uncommon breeds from these
sources can sometimes be shown
in their Sub-Divisions above for
their breeds.

Sub-Division I: Barnyard Cross

Mixed breed chickens or anything
that does not fit in any of the
above categories are shown here.
Birds are judged based only on
their vigor, condition, and
production qualities, not on their
respective breed standard.

Each Sub-Division entry must have a

Class number. Breed varieties are
determined by the Superintendents in
accordance with APA standards.

Division M————Ducks

Sub-Division A: Heavy

Pekin, Aylesbury, Rouen, Muscovy,
Silver Appleyard, Saxony.

Sub-Division B: Medium

Cayuga, Crested, Swedish, Buff

Sub-Division C: Light

Runner, Campbell, Magpie, Welsh
Harlequin

Sub-Division D: Bantam

Call, East Indie, Mallard, Mandarin,
and Wood.

Sub-Division E: Ducks Not Recognized by the APA

Sub-Division F: Production

Common breed of ducks
purchased from hatcheries and
feed stores are most often bred
without much emphasis on breed
standard. Birds entered in this

Division are judged based on their
general vigor, condition, and
production qualities, not on their
respective breed standards.

Breeds that fit this Sub-Division
are Rouens, Pekins, Runners, and
any common breed available from
hatcheries and feed stores.

Uncommon breeds from these
sources can sometimes be shown
in their Sub-Divisions above for
their breeds

Sub-Division G: Barnyard Cross

Mixed breed ducks or anything that
does not fit in any of the above
categories are shown here. Birds are
judged based only on their vigor,
condition, and production qualities, not
on their respective breed standard.
Each Sub-Division entry must have a
Class number. Breed varieties are
determined by the Superintendents in
accordance with APA standards.

Class 1 Drake (male, over 12 months)

Class 2 Duck (female, over 12 months)

Class 3 Young Drake (male, 3-12
months)

Class 4 Young Duck (female, 3-12
months)

Class 5 Old Trios (1 drake, 2 ducks,
over 12 months) Judged on
conformity

Class 6 Young Trios (1 drake, 2
ducks, and 3-12 months)
Judged on conformity

Class 7 Duck with Ducklings
(ducklings must be at least
one week old) Judged
according to Sub-Division E

Class 8 Meat Pen (3 birds)

Division N————Geese

Sub-Division A: Heavy

Toulouse, Embden (Emden),
African.

Sub-Division B: Medium

Sebastopol, Pilgrim, American
Buff, Saddleback Pomeranian.

Sub-Division C: Light

Chinese, Tufted Roman,
Canadian, Egyptian.

Sub-Division D: Geese Not Recognized by the APA

Sub-Division E: Production

Common breed of geese purchased from hatcheries and feed stores are most often bred without much emphasis on breed standard. Birds entered in this Division are judged based on their general vigor, condition, and production qualities, not on their respective breed standards. Breeds that fit this Sub-Division are Toulouse, Embden, Chinese, and any common breed available from hatcheries and feed stores. Uncommon breeds from these sources can sometimes be shown in their Sub-Divisions above for their breeds

Sub-Division F: Barnyard Cross

Mixed breed geese or anything that does not fit in any of the above categories are shown here. Birds are judged based only on their vigor, condition, and production qualities, not on their respective breed standard.

Each Sub-Division entry must have a Class number. Breed varieties are determined by the Superintendents in accordance with APA standards.

Class 1 Gander (male, over 12 months)

Class 2 Goose (female, over 12 months)

Class 3 Young Gander (male, 3-12 months)

Class 4 Young Goose (female, 3-12 months)

Class 5 Old Trios (1 gander, 2 geese, over 12 months) Judged on conformity

Class 6 Young Trios (1 gander, 2 geese, 3-12 months) Judged on conformity

Class 7 Goose with Goslings (goslings must be at least one week old) Judged according to Sub-Division D

Division O ————— Turkeys

Sub-Division A: Turkey Breed

Recognized by APA

Bronze, Narragansett, White Holland, Black, Slate, Bourbon Red, Beltsville Small White, Royal Palm,

Sub-Division B: Turkeys Not

Recognized by the APA

Sub-Division C: Production

Broadbreasted White, Broadbreasted Bronze, other breeds that are bred strictly for production qualities. Birds entered here will be judged based on their general vigor, condition, and production qualities.

Sub-Division D: Barnyard Cross

Mixed breed turkeys or anything that does not fit in any of the above categories are shown here. Birds are judged based only on their vigor, condition, and production qualities, not on their respective breed standard.

Each entry must have a Class number. Breed varieties are determined by the Superintendents in accordance with APA standards.

Class 1 Tom (male, over 12 months)

Class 2 Hen (female, over 12 months)

Class 3 Young Tom (male, 3-12 months)

Class 4 Young Hen (female, 3-12 months)

Class 5 Trio (1 Tom, 2 Hens)

Division P ————— Guinea Fowl

Guinea Fowl Varieties: Lavender, Pearl, White, Barnyard Cross

Class 1 Cock (male, over 12 months)

Class 2 Hen (female, over 12 months)

Class 3 Cockerel (male, 3-12 months)

Class 4 Pullet (female, 3-12 months)

Class 5 Trio (1 male, 2 females)

Division Q ————— Pigeons

Sub-Division A: Utility: King, Modena, Runt

Sub-Division B: Performing: Roller, Highflyer, Tipper

Sub-Division C : Fancy : Fantail, Helmet, Pouter

Sub-Division D: Racing: Homer

Sub-Division E: Doves; Ringneck, Diamond

Sub-Division F: Barnyard Cross

Class 1 Cock (male, over 12 months)

Class 2 Hen (female, over 12 months)

Class 3 Young Cock (male, 3-12 months)

Class 4 Pullet (female, 3-12 months)

Class 5 Old Pair (over 12 months)

Class 6 Young Pair (3-12 months)

Division R ————— Miscellaneous Poultry

Miscellaneous Poultry Breeds:

Pea Fowl, Pheasants, Quail, Partridge.

Each entry must have a Class number. The Superintendents determine breed varieties.

Class 1 Cock (male, over 12 months)

Class 2 Hen (female, over 12 months)

Class 3 Cockerel (male, 3-12 months)

Class 4 Pullet (female, 3-12 months)

Class 5 Trio (1 male, 2 females)

**GET THE MOST UP TO DATE
FAIR INFORMATION!**

**DOWNLOAD OUR FREE APP
TODAY!**



Department 5

Equine

STALL RESERVATIONS: Stall reservations and cards will be filled out at the mandatory meeting, date to be announced.

HEALTH: Proof of negative EIA (Coggins Test) is required for all equine animals before entering the Fairgrounds.

RULES: Read the General Rules and Regulations carefully, paying special attention to those dealing with livestock exhibits and equine barn rules.

PARKING: Vehicle entry for the purpose of caring for or exhibiting horses will be made only through the Green Gate (see Fairground map). This area is for Livestock and Equine exhibitors only. **The Superintendents can arrange purchase of parking passes for exhibitors participating in Fair Halter. No parking passes will be sold through the Fair Office or at the gates.** Superintendents and Show Managers have reserved spaces. Failure to honor parking regulations will result in having your vehicle towed.

ETHICS POLICY FOR CARE OF ANIMALS: Every person with a live animal has a moral obligation to conduct themselves with the highest standards of honor and dignity toward said animal and all people involved. Those ethics are to be used as guidelines for fair treatment of animals while on the property of the Tanana Valley State Fair Association. Exhibitors, owners, or responsible persons in possession of animals on the TVSFA property shall at all times conduct themselves honestly and display good sportsmanship. TVSFA requires all exhibitors, owners, trainers, or responsible persons to be responsible for the care and management of their animals and to keep them healthy, clean, and safe

SAFETY RULES:

1. Arenas close at 10 PM.
2. Proper headgear and footgear is required.
3. No riding double.
4. Handle horse in a safe manner.
5. Safety and courtesy required.
6. Animals must have proper care.
7. Stallions over 6 months old cannot be handled in 4-H.
8. Lead your horse outside arena areas.
9. A midnight curfew will apply to the livestock buildings, barns, and parking areas.
10. Quiet hours of 11 PM to 6 AM must be observed.

BARN AND STALL RULES:

1. No unauthorized motor vehicles in arenas or barns.
2. No smoking in barns or stall areas.

3. No advertising posted on stalls.
4. No personal padlocks on stalls.
5. No storage or feed outside of stalls.
6. Do not leave horse in stall with tack on.
7. No dogs allowed in barns or stall areas.
8. Horses and equipment must be stalled in appropriate areas.
9. **STALLS ARE TO BE CLEANED EACH DAY.** Cleaning means picking out manure and wet shavings. Bedding does not have to be taken down to mats, except when a horse is checked out of the Fairgrounds. **If you leave your stall dirty, you will be charged a FEE to have it cleaned.** This is your responsibility and part of the program.
10. Manure must be deposited in designated area only.



Department 5A

4-H Horse Show



SUPERINTENDENT

Kelly Eggleston
Eggleston_kelly@yahoo.com

HORSE STALLS

Chris Worker
Connie Seekins

DIVISIONS

Novice, Beginner,
Intermediate, Advanced

ENTRY DAY

Online Entry Closes
July 21 at 7PM
Date and Location TBD

4-H HORSE SHOWS

August 1 – August 3

DRESS CODE: Fitting and showing: All exhibitors are required to wear black pants, white, long-sleeved shirt (tucked in), belt, appropriate riding boots, and a western hat or an ASTM/SEI approved riding helmet. Western and English Division: Refer to **The Alaska 4-H Horse Rules Book** for attire appropriate for discipline. Chaps are prohibited in bareback equitation. Western Chaps are optional in Stock Seat Equitation, Trail, Reining, Gymkhana, and Western Games. English half chaps and paddock boots are allowed; however, boots must match chaps in black or brown.

HELMETS: An ASTM and SEI approved riding helmet is required anytime a rider is mounted on a horse.

ELIGIBILITY: All Divisions will be divided by rider ability: advanced, intermediate, beginner, and novice beginner. Novice Beginner is a walk/trot Division only and may not cross-enter any Division requiring a canter/lope. Riders showing over fences Division must enter and be riding at the intermediate hunt seat equitation level on the flat. Please see your 4-H leader or Equine Superintendent for more information. Ability levels to be jointly determined by 4-H member, parent, and 4-H leader based on **“The Alaska 4-H Horse Show Rule Book.”** Freestyle pattern requirements, Dressage tests, and Reining pattern can be obtained from the Tanana District 4-H office or the 4-H Horse Fair Show Committee. Special Fair Theme ribbons will be given to clubs that participate in decorating stalls in the Fair theme, Costumes for Equine and/or their exhibitors dressed to represent the current fair theme, “Don’t Go Bacon My Heart”, the Fair Colors-Red, Orange, & Yellow, or the Fair Flower-Sunflower.

4-H FAIR CHAMPION OR RESERVE CHAMPION AWARDS:

Champion and Reserve Champion will be awarded in all ability levels for Division A, B, and C only. To qualify for these awards exhibitors must compete in the following:

Beginner, Intermediate, and Advanced Riders:

Horse Skills Division A, Classes 1, 2 & 3

Western Rider-Division B, Classes 1, 2, 3 & 4

English Rider-Division C, Classes 1, 2, 3 & 4

Novice Beginner:

Horse Skills Division A, Classes 1, 2, & 3

Western Rider-Division B, Classes 2, 3 & 4

English Rider-Division C, Classes 2, 3, & 4

4-H OVERALL CHAMPION OR RESERVE CHAMPION AWARDS:

To qualify for these awards exhibitors must compete in the following:

Beginner, Intermediate, and Advanced Riders:

Division A, Classes 1, 2 & 3

Division B, Classes 1, 2, 3 & 4

Division C, Classes 1, 2, 3 & 4

Novice Beginner:

Division A, Classes 1, 2 & 3

Division B, Classes 2, 3 & 4

Division C, Classes 2, 3 & 4

SUB-DIVISIONS:

Add the appropriate letter below to the Class Number:

A. Advanced

I. Intermediate

B. Beginner

N. Novice Beginner

*Novice Beginner may not cross-enter into any Division requiring canter/lope.

Division A ————— 4-H Horse Skills

All exhibitors must be entered in 4-H

Horse Skills Division

Class 1 Herdsmanship

Class 2 Fitting & Showing

Class 3 Horse Record Book

Division B ————— 4-H Western Rider

Class 1 Bareback Equitation

(Advanced, Intermediate, and
Beginner levels only)

Class 2 Stock Seat Equitation

Class 3 Trail-Western

Class 4 Judges Command-Western

Division C ————— 4-H English Rider

Class 1 Bareback Equitation

(Advanced, Intermediate, and
Beginner levels only)

Class 2 Hunt Seat Equitation

Class 3 Trail-English

Class 4 Judges Command-English

Class 5 Hunter Hack (Advanced &
Intermediate riders only)

Class 6 Warm up Qualifier for Hunt
Seat over Fences (Advanced
& Intermediate riders only) **is
a mandatory pre-qualifier for
Division C, Class 7**

Class 7 Hunt Seat over Fences
(Advanced & Intermediate
riders only)

Division D 4-H Horse/Special Division

Class 1 & 2 may only enter Western
or English. **Not Both.**

Class 1 Freestyle (one ride only,
Western **or** English, pattern to
music)

Class 2 Dressage (one ride only, Intro
Level A, Training Level 1, First
Level 1)

Class 3 Reining (Advanced &
Intermediate riders only)

Class 4 Versatility: Western to English
(Advanced & Intermediate riders only)

Classes 5 – 7 must qualify in each
class. See Equine Superintendent for
more info.

Class 5 Medals: Fitting & Showing
(Advanced & Intermediate
riders only)

Class 6 Medals: Western Equitation
(Advanced & Intermediate
riders only)

Class 7 Medals: English Equitation
(Advanced & Intermediate
riders only)

Department 5B

Equine Fair Halter & Costume

SUPERINTENDENT

Gabriele Larry
907-460-6875

HORSE STALLS

Chris Worker
907-978-2872
Connie Seekins

ENTRY DAY

Online Entry closes
Aug 1 at 7PM
Entry Registration Drop Off*
July 31, 2023

*Drop Off entry is for in person registration. Do not bring your animals.

FAIR HALTER SHOW

Wednesday, August 2, 6PM

ENTRIES: Refer to Livestock Entry Rules at the beginning of Department 4. You may also mail your entry to the Fair Office. Send it Attn: Equine Superintendent. Online entry closes August 1. **If Division has under 3 participants divisions will be combined.**

STALL RESERVATIONS: All exhibitors wishing to reserve stalls must have the following items turned into the Stall Manager on Entry Day. You may also turn these items to the Fair Office prior to Entry Day--

- 1) Stall cards (one needed for each animal entered).
- 2) Copy of negative EIA (Coggins test). This will not be returned. The test must have been done within the current calendar year.
- 3) \$20 deposit check per stall (no cash).

Late Reservations will be charged \$10 per stall per day. Stall check-in will be through the Stall Manager starting the evening of Thursday, July 28th. The Stall Manager's hours will be posted on Entry Day. Stalls may be reserved only for horses that are entered in Fair shows. Stalls are to be used ONLY by horses that are exhibited at the Fair during the time.

PARKING: Vehicle entry for the purpose of caring for or exhibiting horses will be made only through the Green Gate (see Fairground map). This area is for Livestock and Equine exhibitors only. **Purchase of parking passes for exhibitors participating in Fair Halter can be arranged through the Livestock Superintendent. No parking passes will be sold through the Fair Office or at the gates.** Failure to honor parking regulations will result in having your vehicle towed.

You must have a valid day pass and parking pass to be allowed entrance through the Green Gate, No Exceptions.

Division A ————— Stallions at Halter

All open Division includes draft animals and miniatures.

- Class 1 Weanlings
- Class 2 Yearlings
- Class 3 Two-year olds
- Class 4 Aged

Division B ————— Geldings at Halter

- Class 1 Yearlings
- Class 2 Two-year olds
- Class 3 Aged

Division C ————— Mares at Halter

- Class 1 Weanlings
- Class 2 Yearlings
- Class 3 Two-year olds
- Class 4 Aged

Division D ————— Ponies at Halter

- Class 1 Stallions
- Class 2 Geldings

Class 3 Mares

Division E ————— Donkeys at Halter

- Class 1 Stallions
- Class 2 Geldings
- Class 3 Mares

Division F ————— Mules at Halter

- Class 1 Stallions
- Class 2 Geldings
- Class 3 Mares

Division G ————— Fair Theme Costume Contest

Costumes for Equine and/or their exhibitors dressed to represent the current fair theme, **"Don't Go Bacon My Heart"**, the Fair Colors-Pink, Teal, Green or the Fair Plant-Succulent.

Exhibitors are encouraged to provide a written bio or explanation of their interpretation to be read by the announcer while the exhibitor parades the arena.



Department 6 Agricultural Education



SUPERINTENDENT

Lilli Wilcher
907-750-6446

This Department is open to any FFA (Future Farmers of America) member, with current membership who desires to enter projects related to SAE (Supervised Agricultural Experience), CDE (Career Development Event), or Classroom activities.

GENERAL RULES

1. All exhibits must be a result of an FFA SAE project, Career Development Events, or classroom activities from the current project year.
2. Exhibitors are encouraged to participate in interview judging on the scheduled presentation day.
3. All exhibits must be neat, and properly prepared for exhibition and judging.
4. Non-perishable exhibits are to be picked up by 6 pm Friday, August 11.
5. FFA entries are subject to Fair entry rules and procedures.

FFA Chapters in the Tanana Valley

Delta Junction, New Horizons FFA; Fairbanks FFA, Fairbanks North Star School District;
North Pole FFA, North Pole High School; UAF Collegiate FFA

Special Preparations: Names must be covered in every place they appear on the exhibit, prior to entry.

Division A — Supervised Agricultural Experience

- Class 1 Individual Project Presentation
- Class 2 Group Project Presentation
- Class 3 Other

Division B — Career Development Events

- Class 1 Team Presentation
- Class 2 Other

Division C — Leadership Development Events

- Class 1 Prepared Public Speaking
- Class 2 Extemporaneous Speaking
- Class 3 Parliamentary Procedure
- Class 4 Creed
- Class 5 Other

Division D — Classroom/Chapter Instruction

- Class 1** Individual Project Presentation
- Class 2** Group Project Presentation
- Class 3** Other

ENTRY DAYS

Online Entry closes

July 21 at 7PM

Entry Drop Off

Saturday, July 22, 1-6pm

Sunday, July 23, 1-6pm

Kiwanis Building

PICK UP DAY

Monday, August 7 1-6PM

Department 7A Culinary

SUPERINTENDENT TBD

Special Preparations: Unless it will harm the products, enclose your exhibits in plastic bags. A printed recipe, wrapped in plastic, **MUST** be submitted with each entry. Failure to enclose recipes in plastic will result in a deduction from the overall score on the entry. This information will help in judging. Be sure to include the exact number or amount of each product as indicated (printed in parentheses after the Division). **DO NOT** bring exhibits in expensive or irreplaceable containers. If you have unusual or interesting information about your exhibit, such as sugar-free or fat-free, attach an explanation for the judges.

Any Culinary entries deemed unsafe for consumption by the Superintendent or Judges will be disqualified. Hair, mold, or other foreign objects found in food entries or on food containers will result in that entry's automatic disqualification. In the interest of our Judge's health, this rule pertains to both Junior and Adult Divisions. There are Divisions for Alternative ingredients. These are special preparations for intolerance or allergies, such as Lactose-free, Gluten-free and Sugar-free.

ENTRY DAYS

George Gasser Hall
Junior

Online Entry closes

July 26 at 7PM

Entry Drop Off

Thursday, July 27, 1-5pm

Adult

Online Entry closes

July 31 at 7pm

Entry Drop Off

Tuesday, August 1, 1-5pm

PICK UP DAYS

George Gasser Hall
Junior

Tuesday, August 1, 1-5pm

Adult

Monday, August 7, 1-5pm

For more information about exhibiting in this Department please refer to the handbook available online. Any exhibits remaining after Pick-up Day will be disposed of immediately.

JUNIOR CULINARY

All Junior Divisions are identical to Adult Divisions but are labeled with double letters. Please add the appropriate sub-Class letter to the Class number.

a. Age 7 and under

b. Age 8 to 11

c. Age 12 to 16

d. Multi-age/group

Division A ————— Yeast Breads

Whole loaf will be shown.

Class 1 White

Class 2 Whole Grain

Class 3 Rye

Class 4 Onion

Class 5 Batter Breads

Class 6 Fruit and/or Nut Breads

Class 7 Nationality Breads, Sweet/Plain

Class 8 Oatmeal Bread

Class 9 Cheese Bread

Class 10 Potato

Class 11 Cinnamon

Class 12 Herb

Class 13 Combination

Class 14 Alternative Ingredients

Division B ————— Sourdough

Class 1 Bread

Class 2 Rolls (6)

Class 3 Cake

Class 4 Biscuits (6)

Class 5 Muffins (6)

Class 6 Quick Breads

Class 7 Alternative Ingredients

Division C ————— Yeast Rolls

Class 1 Dinner Rolls, Sandwich Buns, White (6)

Class 2 Dinner Rolls, Whole Grain (6)

Class 3 Dinner Rolls, Onion, Cheese, Herb, or Seed (6)

Class 4 Fancy Rolls, Sweet (6)

Class 5 Coffee Bread-Sweet Dough, not Loaf

Class 6 Bread Sticks (6)

Class 7 Bagels, Pretzels (6)

Class 8 Alternative Ingredients

Class 9 Other

Division D ————— Quick Breads and Biscuits

Breads must be whole loaves, not minis

Class 1 Fruit Bread

Class 2 Vegetable Bread

Class 3 Corn Bread

Class 4 Grain Bread

Class 5 Gingerbread

Class 6 Plain Muffins (6)

Class 7 Grain Muffins (6)

Class 8 Fruit Muffins (6)

Class 9 Vegetable Muffins (6)

Class 10 Biscuits (Baking Powder) (6)

Class 11 Cake Donuts (6)

Class 12 Pretzels (6)

Class 13 Scones (6)

Class 14 Coffee Cake

Class 15 Strudel

Class 16 Combination

Class 17 Alternative Ingredients

Division E ————— Cookies

Class 1 Rolled Sugar (includes Springerle) (6)

Class 2 Drop (includes Toll House) (6)

Class 3 Sheet/Bar (6)

Class 4 Brownies (6)

Class 5 Filled (6)

Class 6 Pressed Cookies (6), (made w/Cookie Press/Tube)

Class 7 Icebox (6)

Class 8 Molded (6), (Includes Rolled, Ball, Finger, Molded)

Class 9 Unbaked (6) (Not eligible for Bake-Off)

Class 10 Biscotti (6)

Class 11 Alternative Ingredients

Class 12 Other (6)

Division F ————— Cakes

Whole cake is to be shown. It must be removed from pan. Includes frosted or unfrosted.

Sponge Cakes

Class 1 Angel Food

Class 2 Sponge (includes tea cake)

Class 3 Chiffon

Class 4 Jelly Roll

Class 5 Alternative Ingredients

Butter Cakes

Class 6 White

Class 7 Chocolate

Class 8 Spice (incl. Applesauce, Date, and other Fruit or Vegetable)

Class 9 Upside-Down Cake

Class 10 Cupcakes (6)

Class 11 Pound Cake

Class 12 Yellow or Gold Cake

Class 13 Cheesecake, Baked

Class 14 Cheesecake, Unbaked (Not eligible for bake-off)

Class 15 Tortes

Class 16 Alternative Ingredients

Class 17 Other

Decorated Cakes

Class 18 Novelty

Class 19 Special Events

Class 20 Fair Theme Related

Decorated cakes will not be judged for taste. Cake forms permitted. Decorated cakes will be judged on originality, neatness, attention to detail and complexity.



Theme Related Decorated Cakes Division F: Class 20

Decorate your cake to represent the current fair theme, **"Don't Go Bacon My Heart"**, the Fair Colors-Teal, Pink, & Green, or the Fair Plant – Succulent.

Division G ————— Pies

Whole pie will be shown. All crusts must be homemade. Pre-made commercial crusts are not allowed.

Class 1 Fruit

Class 2 Cream

Class 3 Pumpkin, Other Vegetable

Class 4 Chiffon

Class 5 Custard

Class 6 Nut

Class 7 Tarts (3)

Class 8 Combination

Class 9 Cobblers or Crisps

Class 10 Alternative Ingredients

Class 11 Other

Division H ————— Baking with Mixes

Entries in this Division may use prepared mixes as a base, but must include other ingredients and/or methods of preparation. Recipe must be included.

Class 1 Cake

Class 2 Cookies (6)

Class 3 Quick Bread

Class 4 Pies, including Mock Pie

Class 5 Cupcakes (6)
 Class 6 Yeast Bread
 Class 7 Alternative Ingredients

Division I ————— Candies

At least 6 pieces must be shown.
 Class 1 Brittle
 Class 2 Caramel (including Turtles)
 Class 3 Caramel Corn (Sealable Sandwich Bag)
 Class 4 Chocolate Coated (Bark, Cluster)
 Class 5 Divinity
 Class 6 Fondant (Cream, Mint)

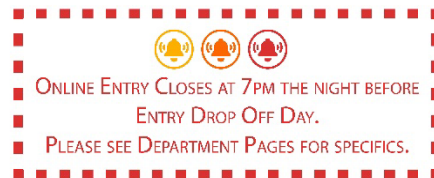
Class 7 Fudge
 Class 8 Hard Candy, Lollipop
 Class 9 Molded
 Class 10 Taffy
 Class 11 Toffee
 Class 12 Uncooked Candy
 Class 13 Truffles
 Class 14 Alternative Ingredients
 Class 15 Other

Division J ————— Professional

This Division is for adult exhibitors who have been paid for baked goods, decorated cakes and other culinary

creations. Entries will be judged but are not eligible for a monetary reward. Use Divisions A-I for Division and Class numbers and descriptions.

Division Z ————— NON-COMPETITIVE



Department 7D Bake-Off

SUPERINTENDENT

TBD

CONTEST DAYS
 Borealis Pavilion
 Spenard Test Kitchen

Selection: Bake-Off contestants are selected from winning entries in Division A through G (adult) and Division AA through GG (junior) in the Culinary Department according to points awarded by the judges. Only baked products are eligible.

Notification: Telephone notifications will be given to each contestant whose phone number appears on the exhibit tag. The Superintendent will need to know the amount of time needed to complete the recipe.

For more information about exhibiting in this Department, please refer to the handbook available on the TVSFA website.

Competition: The Superintendent shall assign a time for each participant to bake the qualifying entry. Failure to bake at the assigned time or inability to complete entry without help shall disqualify the participant. An electric range, microwave, electrical outlets, refrigeration, and water shall be supplied. All other utensils and ingredients must be supplied by the contestant. You may measure bulk ingredients (flour, sugar, shortening) beforehand and bring in plastic bags or containers. Complete recipe must be turned into the Superintendent at the time of competition. Strict health/cleanliness regulations will be observed. Contestants will Bake-Off as assigned.

Division AA ————— Junior Bake Off

Class 1 Contestants selected from Division AA-Yeast Breads, Division BB-Sourdough, Division CC-Yeast Rolls, and Division DD-Quick Breads and Biscuits
 Class 2 Contestants selected from Division EE-Cookies, Division FF-Cakes, and Division GG-Pies

Division A ————— Adult Bake-Off

Class 1 Contestants selected from Division A-Yeast Breads, Division B-Sourdough, Division C-Yeast Rolls, and Division D-Quick Breads and Biscuits
 Class 2 Contestants selected from Division E-Cookies, Division F-Cakes, and Division G-Pies

Department 8

Food Preservation

SUPERINTENDENT

Linda Stanley
907-347-4213

ENTRY DAYS

George Gasser Hall
Online Entry closes
July 21 at 7PM

Entry Drop Off
Saturday, July 22, 1-6pm
Sunday, July 23, 1-6pm

PICK UP DAY

George Gasser Hall
Monday, August 8, 1-6PM

Special Preparation: Containers should be standard type canning jar when applicable or of clear glass (no aluminum cans) and **must be completely labeled with the name of product, date of preparation, canning method, and length of processing time.**

Vegetables and meats should be canned by the pressure cooker method. Jams, Jellies, and Soft Spreads must be prepared using the water bath method. **Inversion method & paraffin wax is not accepted on any food preservation entry. PLEASE BRING A DUPLICATE ENTRY FOR DISPLAY WITH YOUR JUDGED ENTRY. ONE WILL BE ON DISPLAY, THE OPENED JUDGED ENTRY WILL BE IN THE REFRIGERATOR. THIS HELPS OUR DIVISION LOOK MORE ROBUST AND INTERESTING, RATHER THAN HAVING EVERY ENTRY IN THE REFRIGERATOR.**

All containers will be opened, and contents will be inspected by the judges. Any product not properly sealed will be disqualified. To avoid food waste, an exhibitor may bring a duplicate entry for display with their judged entry. For entries with duplicates, the judged entry will be stored in refrigeration for pick-up by the exhibitor.

Handbooks: Please refer to the Alaska Cooperative Extension Booklet, "Attractive & Safe Food Preservation Exhibits," for exhibit preparation. You may obtain copies by calling 474-1530 or visit cespubs.uaf.edu/publications, keywords 'attractive & safe.'

Labels: Note the date the product was sealed/prepared, complete name of product, pounds of pressure (if appropriate) and canning method. State amount of alcohol used in alcoholic beverages. **Failure to label entries correctly will result in disqualification.** See diagram for an example of how to label entries properly. All entries must be labeled. If possible, place the label on the jar rather than the lid.

Proper Jar Labeling



Carrots
July 2, 2018
Hot Pack
25 minutes
11 lbs.

Division A ————— Jams

One jar each

- Class 1 Raspberry
- Class 2 Blueberry
- Class 3 Cranberry
- Class 4 Strawberry
- Class 5 Salmonberry
- Class 6 Other Fruits
- Class 7 Combinations
- Class 8 Peaches

Division B ————— Jellies

One jar each

- Class 1 Raspberry
- Class 2 Blueberry
- Class 3 Cranberry
- Class 4 Strawberry
- Class 5 Rosehip
- Class 6 Other Fruit
- Class 7 Non-Fruit
- Class 8 Combinations

Division C ————— Other Soft Spreads

One jar/bottle each

Tanana Valley State Fair Association

Class 1 Preserves

Class 2 Conserves

Class 3 Marmalades

Class 4 Fruit Butters

Class 5 Nut Butters

Class 6 Syrups

Class 7 Other

Class 8 Combination

Division D ————— Pickles & Relishes

One jar each

- Class 1 Mixed Pickles
- Class 2 Green Tomato Pickles
- Class 3 Cucumbers, Dill
- Class 4 Cucumbers, Sweet
- Class 5 Bread & Butter Pickles
- Class 6 Beet Pickles
- Class 7 Zucchini Pickles
- Class 8 Watermelon Pickles
- Class 9 Other Pickles
- Class 10 Relishes, Vegetable
- Class 11 Relishes, Fruit
- Class 12 Chutneys
- Class 13 Flavored Vinegar

2023 Exhibit Guide

JUNIOR FOOD PRESERVATION

All Junior Divisions are identical to Adult Divisions, but are labeled with double letters (e.g., Division A becomes Division AA, Division B becomes Division BB). Please add the appropriate sub-Class letter to the Class number.

a. Age 7 and under b. Age 8 to 11 c. Age 12 to 16

Class 14 Mustard

Class 15 Salsa

Class 16 Catsup

Class 17 Other Relishes

Division E ————— Canned Vegetables

One jar each

- Class 1 Beans, Green or Wax
- Class 2 Beets
- Class 3 Carrots
- Class 4 Broccoli/Cauliflower
- Class 5 Greens, incl. Spinach, Chard
- Class 6 Other Vegetables
- Class 7 Mixed Vegetables
- Class 8 Sauces (including Tomato)
- Class 9 Soup
- Class 10 Sauerkraut

Division F ————— Canned Fruit

One jar each

- Class 1 Rhubarb
- Class 2 Blueberries
- Class 3 Raspberries
- Class 4 Other Fruits

Class 5 Combinations
 Class 6 Cranberry Sauces
 Class 7 Other Sauces (incl. Applesauce)
 Class 8 Pie Filling

Division G ————— Meat and Fish

All entries will be opened.

Class 1 Salmon, not Smoked, Canned
 Class 2 Salmon, Smoked, Canned
 Class 3 Other Fish/Seafood
 Class 4 Game
 Class 5 Mincemeat
 Class 6 Other Meat
 Class 7 Meat soups (including Game Meats)

Division H ————— Beverages

One bottle or container.

Class 1 Fruit Juice
 Class 2 Vegetable Juice
 Class 3 Root Beer

Classes 4-12 for Adults only, 21+

Class 4 Liqueurs
 Class 5 Cordials
 Class 6 Wines, Red
 Class 7 Wines, White
 Class 8 Wines, Rose

Class 9 Beer, Ale
 Class 10 Beer, Lager
 Class 11 Beer, Other
 Class 12 Sherry

Division I ————— Frozen Foods

Frozen items judged on appearance, packaging, and taste, if applicable.

Products will be thawed only if necessary to reach a judging decision.

Freezer will be provided by the TVSFA.

Class 1 Frozen Desserts
 Class 2 Ice Cream and Sherbets

Division J ————— Dried Foods

Enclose in jar or vacuum sealed.

Class 1 Dried Fish
 Class 2 Meat Jerky
 Class 3 Vegetables
 Class 4 Fruits & Berries
 Class 5 Herbs
 Class 6 Fruit Leathers
 Class 7 Nuts & Seeds
 Class 8 Tea
 Class 9 Mushrooms
 Class 10 Rhubarb
 Class 11 Other

Division K Natural Honey & Beekeeping Products

Class 1 Extracted Honey-Fireweed
 Class 2 Extracted Honey-Other
 Class 3 Comb Honey-Square Wood Section
 Class 4 Comb Honey-Round Cabana Section

Division L ————— Baby Food

Class 1 Meats
 Class 2 Fruits
 Class 3 Vegetables
 Class 4 Other

Division M ————— Collections

Class 1 Pickles
 Class 2 Jams and Jellies

Division N ————— Cheese

Class 1 Soft
 Class 2 Hard
 Class 3 Semi-Soft
 Class 4 Semi-Hard

Division Z ————— NON-COMPETITIVE

www.drakesonthekenai.com
info@drakesonthekenai.com



**Open Year Round
24/7
Amazing Amenities**

**Customized Fishing
& Alaska Adventure
Packages**

The Kenai River IS Our Backyard!

facebook.com/drakeslodgeonthekenai

Drakes' Lodge on the Kenai
37920 Sara Street · Soldotna · Alaska

Department 9

Sewing

SUPERINTENDENT

TBD

ENTRY DAYS

Upper Totem

Online Entry closes

July 21 at 7PM

Entry Drop Off

Saturday, July 22, 1-6pm

Sunday, July 23, 1-6pm

PICK UP DAY

Upper Totem

Monday, August 8 1-6PM

Special Preparation: Entries must be clean and have a new appearance (not previously worn). Articles may be entered in clear plastic bags for their protection, if desired, but will be removed for judging and display. Exhibits made from kits or adapted from kits must be so identified on the exhibit tag. No labels or nametags should be attached; if so, they will be covered for judging. Judging in this Department is based on construction and workmanship.

For more information about exhibiting in this Department, please refer to the handbook available online at www.tvfsa.org.

JUNIOR SEWING

All Junior Divisions are identical to Adult Divisions, but are labeled with double letters (e.g., Division A becomes Division AA, Division B becomes Division BB). Please add the appropriate sub-Class letter to the Class number.

a. Age 7 and under

b. Age 8 to 11

c. Age 12 to 16

Division A — Men's and Women's Clothing- Woven Fabrics

Class 1 Shirt/Blouse

Class 2 Dress

Class 3 Pant/Shorts

Class 4 Skirt

Class 5 Jacket, Non-Tailored

Class 6 Ensemble (2 or more pieces)

Class 7 Loungewear/Nightwear

Division B — Men's and Women's Clothing- Knit Fabrics

Class 1 Shirt/Dress

Class 2 Pant/Skirt

Class 3 Loungewear/Nightwear

Class 4 Lingerie

Class 5 Swimwear

Class 6 Ensemble (2 or more pieces)

Division C Children's/Infant's Clothing- All Fabrics

Class 1 Shirt/Dress-Woven Fabric

Class 2 Shirt/Dress-Knit Fabric

Class 3 Ensembles -Woven Fabric

Class 4 Ensembles-Knit Fabric

Class 5 Outerwear

Class 6 Sleepwear

Class 7 Pants

Division D Outer Wear-Men's, Women's, & Children's

Class 1 Parka/Coat -Woven Fabric

Class 2 Parka/Coat-Fake Fur

Class 3 Parka/Coat -Knit (incl. Polar Fleece)

Class 4 Insulated Coat/Jacket

Class 5 Insulated pant/Coveralls

Class 6 Summer Parka/Kuspuk

Class 7 Raincoat/Jacket

Division E — Formal Wear

Class 1 Wedding Dress

Class 2 Formal Ensemble

Class 3 Party/Pageant Dress

Class 4 Children's Party/Special Occasion

Class 5 Evening Outerwear

Class 6 Christening Dress/Outfit

Division F — Accessories

Class 1 Winter Accessories-Fur/Leather

Class 2 Winter Accessories-Cloth

Class 3 Vest

Class 4 Bag

Class 5 Hat

Class 6 Apron

Class 7 Tie

Division G — Other Specialty Sewing

Judging will include design, creativity, handiwork, in addition to basic construction

Class 1 Smocked Clothing

Class 2 French Heirloom (Hand Sewing by Machine)

Class 3 Hand-Sewn Clothing

Class 4 Tailoring

Class 5 Fur/Leather

Class 6 Costume

Class 7 Other

Division H — Household Items

Enter non-sewn holiday crafts into Department 12-Creative Arts. This Division is only for items that are primarily sewn by hand or machine and are judged on construction.

Class 1 Kitchen Ensembles (2 or More Coordinated Items)

Class 2 Table Linen

Class 3 Blanket/Throw-Not Quilted

Class 4 Pillow

Class 5 Wall Hanging-Not Quilted

Class 6 Crib Set

Class 7 Potholder

Class 8 Pillowcase

Division I — Pieced Clothing

Class 1 Vest

Class 2 Jacket

Class 3 Shirt/Dress

Class 4 Accessories

Division J — Toys

Enter Dolls and doll accessories into Department 18-Dolls. Items to be judged on detail work, such as embroidery or needlepoint, should be entered to Department 21-Needlework.

Class 1 Stuffed Animal, 12" or under

Class 2 Stuffed Animal, over 12"

Class 3 Cloth Toy, No Animals

Division Z — NON-COMPETITIVE

Department 9B

Fashion Show

Special Preparation: Entries in the Fashion Show are judged by appearance only. There are no restrictions on materials or methods. Entries can be made at any time but cannot have been exhibited previously at the Tanana Valley State Fair. Garments must be the work of the exhibitor but may be modeled by someone else. If the model will be appearing in more than one garment, contact the Superintendent to assure adequate time for clothing change. **Entries should be brought to the Fashion Show and not dropped off on Entry Day.**

Online entry preferred, but please fill out the additional Fashion Show Form at www.tvsfa.org.

JUNIOR FASHION SHOW

All Junior Divisions are identical to Adult Divisions, but are labeled with double letters (e.g., Division A becomes Division AA, Division B becomes Division BB). Please add the appropriate sub-Class letter to the Class number.

a. Age 7 and under

b. Age 8 to 11

c. Age 12 to 16

Division A ————— Women's Clothing

Class 1 Dresses, Daytime

Class 2 Formal Wear

Class 3 Daytime, Casual Wear
(including Vests)

Class 4 Coats, Jackets

Class 5 Costumes & Specialty Wear

Class 6 Wedding Attire

Division B ————— Men's Clothing

Class 1 Suits

Class 2 Formal Wear

Class 3 Daytime, Casual Wear

Class 4 Coats, Jackets

Class 5 Costumes & Specialty Wear

Division C ————— Teens' Clothing

Modeled by teens age 12-16 years

Class 1 Dresses

Class 2 Formal Wear

Class 3 Daytime, Casual Wear

Class 4 Coats, Jackets

Class 5 Costumes & Specialty Wear

SUPERINTENDENT

Rosalyn Baird
907-479-3703

ENTRY DAYS

Upper Totem

Online Entry closes

July 21 at 7PM

Entry Drop Off*

Saturday, July 22, 1-6pm

Sunday, July 23, 1-6pm

***Bring entries to the
Fashion Show not Entry
Drop off Day.**

CONTEST DATE

Usibelli State
July 28, 4:30PM

Modeled by children under 12 years old. Use Divisions listed in Division C.

Division E ————— Group

Two or more models in coordinated clothing.

Class 1 Wedding Attire

Class 2 Other Coordinated Clothing

Department 10

Spinning & Weaving

Special Preparation: Exhibitors must indicate on the exhibit tag if item made is from a kit. Include a 3x5 card which describes fiber, materials, and techniques in cases where it is not obvious.

Division A ————— Woven Clothing

Class 1 Scarves

Class 2 Purses/Bags

Class 3 Other Accessories

Class 4 Shawl/Poncho

Class 5 Other Garments

Division B ————— Woven Yardage

Class 1 Clothing

Class 2 Household

Class 3 Other

Division C — Woven Household Goods

Class 1 Throws/Blankets/Coverlets

Class 2 Pillows/Curtains/Upholstered
Items

Class 3 Table linen

Class 4 Towels

Class 5 Rag/Looper Rugs

Class 6 Other Rugs

Division D ————— Decorative Weavings

Class 1 Miniature (under 12"x12")

Class 2 Two-Dimensional (flat)

Class 3 Three-Dimensional

Division E ————— Wet Felting

Class 1 Wearable-Raw Fleece

Class 2 Non-Wearable-Raw Fleece

Class 3 Wearable-Knit, Crochet, or
Woven

Class 4 Non-Wearable-Knit, Crochet,
or Woven

Class 5 Other

Division F ————— Needle Felting

Class 1 Pictorial

Class 2 Small Figures (4" or less)

Class 3 Large Figures (more than 4")

Class 4 Ornaments

Class 5 Other

SUPERINTENDENT

Kate Hedstrom
(907) 590-1420
Rob Cermak
(907) 451-0975
Moxie Pender
moxie@mosquitonet.com

ENTRY DAYS

George Gasser Hall

Online Entry closes

July 21 at 7PM

Entry Drop Off

Saturday, July 22, 1-6pm

Sunday, July 23, 1-6pm

PICK UP DAYS

Monday, August 8, 1-6PM
George Gasser Hall

Division G ————— Basketry

Class 1 Spoke

Class 2 Ribbed

Class 3 Plaited

Class 4 Coiled

Class 5 Wicker

Class 6 Combined/Other

Division H ————— Bobbin Lace

Class 1 Bookmark

Class 2 Edging or Trim

Class 3 Doily or Medallion

Class 4 Ornament or Seasonal

Class 5 Other

HANDSPUN-WOVEN/

NON-WOVEN

Division I ————— Handspun Clothing

Use Class numbers listed in Division A.

Division J ————— Handspun Yardage

Use Class numbers listed in Division B.

Division K- Handspun Household Goods

Use Class numbers listed in Division C.

Class L- Handspun Decorative Weaving

Use Class numbers listed in Division D.

Division M ————— Handspun Skeins

Indicate method of preparation,

include sample of raw material.

Minimum: 25 yards

Class 1 Wool

Class 2 Silk

Class 3 Cotton

Class 4 Linen, Other Baste Fibers

Class 5 Hair

Class 6 Down

Class 7 Synthetic, Other New Fibers

(e.g., Soy, Bamboo)

Class 8 Blends

Class 9 Novelty

Division N ————— Handspun Collection

A collection is three items minimum.

Indicate method of preparation,

include sample of raw material.

Class 1 One each of Class 1 - 7 in Div. M

Class 2 Class 2 One Fiber Selection of

Techniques (novelty) 3 skeins

minimum

Class 3 Blend Collection, 3 skeins
minimum

Class 4 Handspun/Commercial Blend

Class 5 Other

HAND-DYEING

Commercial or handspun allowed

Division O ————— Synthetic Dyes

Class 1 Solid Colors

Class 2 Multi-Colored

Class 3 Ikat

Class 4 Tie-Dye

Class 5 Batik

Class 6 Shibori

Class 7 Collection (3 minimum)

Class 8 Painting on Silk

Division P ————— Natural Dyes

Use Class numbers listed in Division O

Division Z ————— NON-COMPETITIVE

JUNIOR SPINNING & WEAVING

The Junior Grand Champion receives a Rosette, and an additional prize from the Department 10 sponsor:

Fairbanks Weavers and Spinners Guild

Please add the appropriate sub-Class letter to the Class number

a. Age 7 and under b. Age 8 to 11 c. Age 12 to 16

Division AA — Woven Clothing- Junior

Class 1 Scarves

Class 2 Purses/Bags

Class 3 Other Accessories

Class 4 Shawl/Poncho

Class 5 Other Garments

**Division BB – Woven Household Goods-
Junior**

Class 1 Hot Pads

Class 2 Table Linens

Class 3 Pillows

Class 4 Rugs

Class 5 Other

Division CC Decorative Weavings-Junior

Class 1 Miniature (less than 12"x12")

Class 2 Two-Dimensional (flat)

Class 3 Three-Dimensional

Class 4 God's Eye

Division DD — Handspun Designs-Junior

Class 1 Clothing

Class 2 Household Goods

Class 3 Wall Hangings

Division EE — Handspun Skeins-Junior

Class 1 Wool

Class 2 Silk

Class 3 Cotton

Class 4 Linen, Other Baste Fibers

Class 5 Hair

Class 6 Down

Class 7 Synthetic, Other New Fibers

(e.g., Soy, Bamboo)

Class 8 Blends

Class 9 Novelty

Class 10 Handspun Collection-any
one listed in Division N (min
3 yards)

Division FF ————— Felting-Junior

Class 1 Wearable Felting-Raw Fleece

Class 2 Wearable Felting-Woven, Knit
or Crochet

Class 3 Pictorial

Class 4 Ornaments

Class 5 Figures

Class 6 Other

Division GG ————— Basketry-Junior

Class 1 Spoke

Class 2 Ribbed

Class 3 Plaited

Class 4 Coiled

Class 5 Wicker

Class 6 Combined/Other

Division HH ————— Synthetic Dyes-Junior

Class 1 Solid Colors

Class 2 Multi-Colored

Class 3 Ikat

Class 4 Tie-Dye

Class 5 Batik

Class 6 Shibori

Class 7 Collection (3 minimum)

Class 8 Painting on Silk

Division II ————— Natural Dyes-Junior

Use Class numbers listed in Division
HH.

Department 11

Flower Show & Wild Flowers

The 2023 TVSFA Official Plant/Flower is the Succulent.

Special Preparations: Cut Flowers only for Divisions A-R. The Fair Association supplies containers for cut flowers. The exhibitor need not have grown items used in arrangements. Growing Plants only for Divisions S-U.

JUNIOR FLOWER SHOW & WILDFLOWERS

All Junior Division are identical to Adult Division unless otherwise noted, but are labeled with double letters (e.g., Division A becomes Division AA, Division B becomes Division BB). The Junior Flower Show is NOT divided into Sub-Division

Division A — Aster & Chrysanthemums

Class 1 Giant (Large Double), 3 blossoms

Class 2 Standard, 3 blossoms

Class 3 Dwarfs (Not Daisy), 6 blossoms

Class 4 Daisy, Standard Variety, 6 blossoms

Class 5 Daisy, Dwarf Variety, 6 blossoms

Division B — Bachelor Buttons, Dianthus & Phlox

Class 1 Bachelor Buttons (Centaurea/ Cornflowers) 6 blossoms

Class 2 Dianthus, Double (Carnations), 6 blossoms.

Class 3 Dianthus, Single, 6 stems

Class 4 Phlox, Tall, 3 stems/clusters

Class 5 Phlox, Dwarf, 3 stems/clusters

Division C — Border & Rock Plants

Class 1 Ageratum (Floss Flower), 3 clusters

Class 2 Alyssum, 3 clusters

Class 3 Forget-Me-Not, 3 clusters

Class 4 Lobelia, (Border/Trailing), 6 sprays

Class 5 Godetia, Clarkia, 3 stems/spikes

Class 6 Verbena, 6 sprays/clusters

Class 7 Other, 6 blossoms, 3 sprays/clusters

Division D — Dahlias & Zinnias

Class 1 Dahlias, Giant, over 10", 1 blossom

Class 2 Dahlias, Standard, 3 blossoms under 8"

Class 3 Dahlias, Dwarf, 3 blossoms

Class 4 Zinnias, Giant, 3 blossoms

Class 5 Zinnias, Standard, 3 blossoms

Class 6 Zinnias, Dwarf, 6 blossoms

Class 7 Dinner Plate Dahlias, 8-10" in diameter

Division E — Spikes & Stalks

Class 1 Delphinium, Giant, 1 spike

Class 2 Delphinium, Standard/dwarf, 3 spikes

Class 3 Foxglove, Lupine, Larkspur, 3 spikes

Class 4 Snapdragons, Tall, Same/Mixed, 3 spikes

Class 5 Snapdragons, Dwarf, Same/Mixed, 6 spikes

Class 6 Stocks, 3 spikes

Class 7 Gladiolus, Tall, 1 spike

Class 8 Gladiolus, Dwarf, 1 spike

Class 9 Other, 3 spikes

Class 10 Other Stalks, 1 each

Division F — Everlastings & Others for Drying

Class 1 Statice, 3 clusters/spikes

Class 2 Strawflower, 3 blossoms

Class 3 Gypsophila, (Baby's Breath), 3 stems

Class 4 Other, 6 blossoms, 3 clusters/spikes

Division G — Marigolds

Class 1 Standard (African/ American) 3 blossoms

Class 2 Dwarf (French), 3 blossoms

Class 3 Signet, 3 blossoms

Division H — Pansies

Class 1 Single Color, 6 blossoms

Class 2 Multi-Colored, 6 blossoms

Class 3 Viola or Johnny Jump-Up, 6 blossoms

Division I — Petunias

Class 1 Single Color, 3 sprays

Class 2 Multi-Colored, 3 sprays

Class 3 Doubles, 3 sprays

SUPERINTENDENT

TBD

ENTRY DAYS

Kiwanis Building

Junior

Online Entry closes

July 26 at 7PM

Entry Drop Off

Thursday, July 27, 1-6pm

Adult

Online Entry closes

July 31 at 7PM

Entry Drop Off

Tuesday, August 1, 1-6pm

PICK UP DAYS

Kiwanis Building

Junior

Tuesday, August 1, 1-6pm

Adult

Monday, August 7, 1-6PM

Division J — Flowering Vines

Class 1 Sweet Pea, Single Color, 6 spikes

Class 2 Sweet Pea, Multicolored, 6 spikes

Class 3 Nasturtiums, 6 blossoms

Class 4 Other, 5 stems/blossoms or 3 sprays

Division K — Roses

All foliage and thorns removed from stems to the first bud, cluster, or flower.

Class 1 Hybrid Tea (long-stemmed, single blossom), 3 stems

Class 2 Grandiflora (lacy multi-flowered stems), 3 stems

Class 3 Miniature (includes Miniflora), 3 stems

Class 4 Wild & Perennial (Sitka, Tundra, Rugosa) 3 stems

Division L — Lilies

All foliage removed from stem.

Class 1 Asiatic Hybrids, 1 stem

Class 2 Day Lilies, 1 stem

Class 3 Other, 1 stem

Division M — Sunflowers

Class 1 Dwarf, 3 blossoms

Class 2 Mammoth, 1 flower

Class 3 Rudbeckia, 3 blossoms

Class 4 Other Sunflower-type, 3 blossoms

Division N ————— Miscellaneous

- Class 1 Calendula, 6 blossoms
- Class 2 Columbine, 6 stems
- Class 3 Cosmos, 6 blossoms
- Class 4 Ice Plant, Portulaca,
Livingston Daisy, 6 blossoms
- Class 5 Impatiens, Balsam &
Periwinkle, 6 blossoms
- Class 6 Nemesia, 3 clusters
- Class 7 Nicotiana, 3 stalks
- Class 8 Poppies, 6 blossoms
- Class 9 Trollius, 3 blossoms
- Class 10 Cut Foliage, One Variety,
3 stems
- Class 11 Other Flower not listed,
3 stems
- Class 12 Begonias
- Class 13 Geraniums

Division O — General Garden Display

- Class 1 Largest Number of Different
Varieties
- Class 2 Best Collection
- Class 3 Best Bloom in Your Garden

Division P ————— Fresh Arrangements

- Class 1 Cut Fresh
- Class 2 Miniature Arrangement (not
more than 5" in any
dimension)
- Class 3 Arrangement in Unusual
Container

Division Q ————— Dried Arrangements

- Class 1 Exhibit Book (20-specimen
minimum)
- Class 2 Single Specimen, Mounted
- Class 3 Multiple Specimens, Mounted
- Class 4 Dried Flower Arrangement
- Class 5 Dried Wildflower Arrangement
- Class 6 Arrangement in Unusual
Container
- Class 7 Miniature Dried Arrangement,
not more than 5" in any dimension

Division R ————— Wildflowers

- Class 1 Fresh Cut Wildflower, Single
Variety, 3 stems
- Class 2 Fresh Cut Wildflower,
Arrangement
- Class 3 Wildflower Arrangement in
Unusual Container
- Class 4 Miniature Arrangement, not
more than 5" any dimension

POTTED PLANTS**Division S — Outdoor Planters/Pots**

- Class 1 Hanging Baskets, One or
More Varieties
- Class 2 Planters/Pots; One variety
(includes Ornamental Kale,
Potted Roses)
- Class 3 Planters/Pots, Two or More
Varieties
- Class 4 Geranium
- Class 5 Begonia
- Class 6 Creative Design

**Division T — Indoor Potted Plants,
Flowering**

- Class 1 African Violet
- Class 2 Orchids
- Class 3 Miniature Roses
- Class 4 Other

**Division U — Indoor Potted Plants,
Foliage**

- Class 1 Cacti
- Class 2 Succulents-2023 TVSFA
Official Plant**
- Class 3 Coleus
- Class 4 Ferns
- Class 5 Ivy and Vines
- Class 6 Other
- Class 7 Two or More Varieties
Together (Dish Gardens,
Terrariums)

**Division V — 2023 TVSFA Official Plant
Contest**

- Class 1 Best Succulent Garden
Display
- Class 2 Most Unique Succulent

Division V Special Prizes

- Best Succulent Garden Display
\$100
- Most Unique Succulent \$50

Division V — Professional

This Division is for adult professional exhibitors, or who have taught a horticulture or floral design Division. Not eligible for awards, other than Professional Award.

Use Class numbers from Division A-U.

Division Z — NON-COMPETITIVE

Sponsored by:

Hawks'
greenhouse

Department 12

Creative Arts

SUPERINTENDENT

William Hargrove
907-750-3107

ENTRY DAYS

George Gasser Hall
Online Entry closes
July 21 at 7PM
Entry Drop Off
Saturday, July 22, 1-6pm
Sunday, July 23, 1-6pm

PICK UP DAYS

George Gasser Hall
Monday, August 7, 2-6pm

Special Preparation: Please indicate on a 3"x5" card if item is made or adapted from a kit. Include information on special techniques or items used or included in the making of your project. Original projects and items constructed from kits will be judged separately.

Exhibits will be judged on originality, neatness, and quality of overall presentation. Contestants may be contacted to discuss specific tools and techniques used in producing their entries. **Items may not be mounted on or covered by glass.** Small and/or fragile items should include some type of protective display, to allow ribbons & tags to be attached.

JUNIOR CREATIVE ARTS

All Junior Divisions are identical to Adult Divisions but are labeled with double letters. Please add the appropriate sub-Class letter to the Class number.

a. Age 7 and under b. Age 8 to 11 c. Age 12 to 16

Division A ————— Candle Making

Class 1 Dipped
Class 2 Molded
Class 3 Sand-cast
Class 4 Wax Crystals
Class 5 Carved

Division B ————— Leather craft

Class 1 Tooled
Class 2 Inlaid
Class 3 Braided
Class 4 Combination

Division C ————— Metalwork

Class 1 Tooled
Class 2 Forged
Class 3 Fabricated
Class 4 Welded or Brazed
Class 5 Engraved
Class 6 Wire art

Division D ————— Artistic Painting

Class 1 Tole Painting
Class 2 Artistic Painting on Wood
Class 3 Wood Burning
Class 4 Norwegian Rosemaling
Class 5 Painted Furniture
Class 6 Painted Metal
(Includes gold pans and saw blades)
Class 7 Painted Glass and Plastic
(Includes plates, excludes ornaments)

Division E ————— Woodworking

Class 1 Carving
Class 2 Turning
Class 3 Boxes
Class 4 Furniture
Class 5 Cabinetry
Class 6 Marquetry

Class 7 Scroll saw

Class 8 Combination (2 or more techniques)

Division F ————— Sculpture

Class 1 Wood
Class 2 Cast, Wax
Class 3 Metal, Welded
Class 4 Metal, Cast
Class 5 Stone
Class 6 Plaster
Class 7 Fiber
Class 8 Mixed Media/Experimental
Class 9 Mobiles
Class 10 Plastic
Class 11 Clay (Unbaked)

Division G ————— Jewelry

Class 1 Necklaces, Pendants
Class 2 Earrings
Class 3 Rings, Bracelets
Class 4 Pins, Hair Ornaments
Class 5 Sets (must contain 3 pieces, 1 pair of earrings counts as 1 piece)

Class 6 Other

Division H ————— Glass

Embellished Glass ornaments should be entered in Division J
Class 1 Fused, Melted
Class 2 Mirrors
Class 3 Windows, Panels
Class 4 Three-Dimensional
Class 5 Blown Glass
Class 6 Lamp Work

Class 7 Glass Mosaic

Class 8 Etched, Frosted Glass

Division I ————— Fly Tying

Class 1 Trout or Grayling
Class 2 Steelhead or Salmon
Class 3 Pike or Sheefish

Division J ————— Decorative Arts

These items are purchased, and then decorated by the exhibitor. "Batik" items should be entered in Department 10-Spinning & Weaving. Machine sewn embellished items should be entered in Department 9.
Class 1 Painted Clothing- Freehand
Class 2 Painted Clothing- Stencil, Transfer, Paint Around
Class 3 Embellished Clothing
Class 4 Painted/Embellished Wood Items-Flat or Dimensional.
Class 5 Painted/Embellished Cloth Items (non-clothing)
Class 6 Painted/Embellished Indoor Items (boxes, baskets, vases)
Class 7 Painted/Embellished Outdoor Items (flowerpots, birdhouses)
Class 8 Painted/Dyed/Embellished Eggs (must include protective display)
Class 9 Painted/Embellished Frames/Album Covers/Books
Class 10 Other

Division K ————— Nature Inspired Art

These are crafts using items from nature-dried grasses, flowers, driftwood, rock, shells, seed, sand, food items

- Class 1 Baskets/Boxes/Picture Frames
- Class 2 Candles (must contain or include natural materials)
- Class 3 Dioramas/Scenes/Models (Primarily natural materials)
- Class 4 Homemade Potpourri
- Class 5 Soap-Carved
- Class 6 Salt Dough/Beeswax Sculpture (no clay)
- Class 7 Sand Art– Flat or Container (no kits)
- Class 8 Nature Collages
- Class 9 Homemade Paper with Natural Materials
- Class 10 Painted Rocks
- Class 11 Other

Division L ————— Paper Craft

These items are made primarily from paper.

- Class 1 Paper Mâché Sculpture (includes masks)
- Class 2 Decoupage/Lamination
- Class 3 Stationary/Cards/Gift-Wrap – 3 max
- Class 4 Folded Papers (boxes, origami, flowers)
- Class 5 Marbled Paper-single sheet, flat
- Class 6 Frames/Album Covers/Books
- Class 7 Paper Collage-flat or 3D
- Class 8 Picture From Cut/Torn Paper Shapes
- Class 9 Homemade Paper (no natural materials)
- Class 10 Other

Division M ————— Fiber Craft

Items in this Division may be from purchased forms, decorated/covered with cloth, felt, yarn, thread or other fibers. Woven baskets and rugs, dyed fiber, tie-dyed and batik items should be entered in Department 10-Spinning & Weaving. Non-quilted items sewn primarily by hand or machine should be entered in Department 9-Sewing. Quilted items should be entered to Department 24A-Quilt Show/ Department 24B-Quilted Wall Art.

- Class 1 Frames, Books, & Album Covers
- Class 2 Baskets/Boxes-Decorated or Covered
- Class 3 Cloth Made Baskets/Boxes- includes Coiled (no machine sewing)
- Class 4 Macramé
- Class 5 Wall Hangings/Banners (not sewn or quilted)
- Class 6 Household Articles-Hooked, Latched, Tufted (no rugs)
- Class 7 Other Household Articles- not hooked, latched, or tufted
- Class 8 String Art
- Class 9 Rugs-Not Woven or Sewn
- Class 10 Yarn-(not crochet, knit, or hooked, no kits)
- Class 11 No-Sew Fleece Items
- Class 12 Duct-Tape
- Class 13 Other Fiber Art Projects

Division N ————— Cosmetics

- Class 1 Homemade Soap (must be in container or display)
- Class 2 Lip Gloss
- Class 3 Bath Salts/Bath Fizzes
- Class 4 Other

Division O ————— Holiday Decorations

- Class 1 Ornaments
- Class 2 Wreaths/Wall Hangings
- Class 3 Center Pieces
- Class 4 Foam-Flat, Shaped, Dimensional (holiday)
- Class 5 Other Holiday Items From Fiber (not quilted)
- Class 6 Other Holiday Items From Any Materials (not fiber)
- Class 7 Holiday Themed Cards (3-5)

Division P ————— Album/Scrapbooks

Albums contain primarily photos and may have minimal or limited detailing. Albums will be judged.

Scrapbooks contain photos displayed with significant embellishment. Judges will consider aesthetic effect and presentation of all entries.

- Class 1 Album-Trip Themed
- Class 2 Scrapbook- Personal/Theme (e.g., wedding, baby, child)
- Class 3 Scrapbook –Trip or Subject Theme

- Class 4 Scrapbook-Folded, Dimensional
- Class 5 Scrapbook-Sample Pages, 3 pages max, single or double sided; not in a book.

Division Q ————— Pre-Formed Materials

Items in this Division are made from purchased materials. The item used for most of your construction will be the Class entered. Enter Kiln-fired items in Department 25-Clay Craft. Enter sun catchers/ dream catchers in Department 14- Alaskan Native Arts.

- Class 1 Popsicle Sticks, Matchsticks, Toothpicks
- Class 2 Plaster or Resin-Type Items, Figurines, Decorated (not kiln fired)
- Class 3 Pipe Cleaners/Pompoms/ Straws
- Class 4 Foam-Flat, Shapes, Dimensional, Styrofoam™ (not from a kit and not holiday themed)
- Class 5 Lacing/Lanyards
- Class 6 Bead/Sequins
- Class 7 Plastic Beads-Fused
- Class 8 Gel Window Clings
- Class 9 Magnets
- Class 10 Combinations of 2 to 3 different materials
- Class 11 Combinations of 4 or more different materials

Division R ————— Kits

Items are made from craft kits but may have some additional embellishments added.

- Class 1 Foam- Foam-Flat, Shapes, Dimensional, Styrofoam™ (not holiday themed)
- Class 2 Mosaics
- Class 3 Bead Art (not fused/melted/baked)
- Class 4 Wood Items
- Class 5 Stained Plastic-Painted
- Class 6 Stained Plastic-Melted/Baked
- Class 7 Other Kits not specified above

Division S ————— Models-Original

- Class 1 Pre-1950 Aircraft
- Class 2 Post-1950 Aircraft
- Class 3 Boat or Ship
- Class 4 Motorcycle
- Class 5 Pre-1950 Auto-Racing
- Class 6 Post-1950 Auto-Racing
- Class 7 Pre-1950 Auto-Other
- Class 8 Post-1950 Auto-Other
- Class 9 Pre-1950 Truck
- Class 10 Post-1950 Truck
- Class 11 Pinewood Derby
- Class 12 Rockets
- Class 13 Sci-Fi Theme
- Class 14 Military Vehicles/Armor
- Class 15 Railroad Engines and Cars
- Class 16 Railroad Structures
- Class 17 Buildings
- Class 18 Dioramas
- Class 19 Miniatures
- Class 20 Other

Division T ————— Models-Kits

Use Class numbers listed in Division S.

Division U ————— Collections

- Class 1 Animals
- Class 2 Buttons and Pins
- Class 3 Stamps
- Class 4 Stickers
- Class 5 Patches and Badges
- Class 6 Theme Related
- Class 7 Coins
- Class 8 Other

**Division V ————— Gems & Minerals-
Hand Cut/Polished**

- Class 1 Individual mineral specimen
- Class 2 Lapidary
- Class 3 Jewelry
- Class 4 Mineral Collection
- Class 5 Fossils

Division W ————— Gems & Mineral-Kits

Use Class numbers listed in Division V.

Division X ————— Construction Sets

All entries must be of original design but may include elements from kits. Entries must be secured to poster board or equivalent. Kits must include boxes.

Maximum size is 12"x12"x12."

Division X ----- Construction Sets

- Class 1 Legos™
- Class 2 Erector Sets
- Class 3 Other

Division Y ————— Coloring Page Arts

- Class 1 Coloring Book Page (1 page)
- Class 2 Posters, Color-It-Yourself
- Class 3 Other

Division Z ————— NON-COMPETITIVE

Department 12LC

LEGO™ SPECIAL CONTEST*

Sponsored by the Fairbanks Kiwanis Club

Exhibitors bring in their original creations using LEGO™ building blocks. Entries must not be made from a kit. Prizes include Adult Grand Champion \$50, Junior Grand Champion \$50. Class awards will be given for 1st Place - \$30, 2nd Place - \$20, and 3rd Place - \$10. All placing exhibits will receive ribbons, but are not eligible for premiums. The Lego™ Contest is open to all Adult and Junior class exhibitors. Exhibits will remain on display for the remainder of the Fair in the Kiwanis Building. **Entry pick-up day is August 7. Please don't plan to pick up your entries early.**

Participants may enter one exhibit per division.

Division A ————— Buildings

- Class 1 Ages 8 & under
- Class 2 Ages 9-13
- Class 3 Ages 14-17
- Class 4 Ages 18 & over

Division B – Creatures/Aliens

- Class 1 Ages 8 & under
- Class 2 Ages 9-13
- Class 3 Ages 14-17
- Class 4 Ages 18 & over

Division C — Fair Theme

- Class 1 Ages 8 & under
- Class 2 Ages 9-13
- Class 3 Ages 14-17
- Class 4 Ages 18 & over

Division D ————— Robotics

- Class 1 Ages 8 & under
- Class 2 Ages 9-13
- Class 3 Ages 14-17
- Class 4 Ages 18 & over

Division E ————— Scenes

- Class 1 Ages 8 & under
- Class 2 Ages 9-13
- Class 3 Ages 14-17
- Class 4 Ages 18 & over

Division F ————— Vehicles

- Class 1 Ages 8 & under
- Class 2 Ages 9-13
- Class 3 Ages 14-17
- Class 4 Ages 18 & over

SUPERINTENDENT

Dakota Wilcher
907-799-7182

ENTRY DAYS

George Gasser Hall
Online Entry closes
July 21 at 7PM
Entry Drop Off
Saturday, July 22, 1-6pm
Sunday, July 23, 1-6pm

PICK UP DAYS

Kiwanis Building
Monday, August 7, 1-6PM

***ENTRIES IN THE
LEGO SPECIAL
CONTEST SHOULD NOT
BE ENTERED IN
DEPARTMENT 12 Div. X**

Department 13A

Adult Fine Arts

SUPERINTENDENT

TBD

ENTRY DAYS

Borealis Pavilion

Online Entry closes

July 21 at 7PM

Entry Drop Off

Saturday, July 22, 1-6pm

Sunday, July 23, 1-6pm

PICK UP DAY

Borealis Pavilion

Monday, August 7, 1-6PM

Special Preparation: Exhibits must be sturdily matted and/or framed and equipped with proper hangers, screws, and wire. If, in the judgment of the Superintendent, this has not been done properly the art piece will not be accepted for judging and will not be displayed. No Signature cards, previous history, price tag, name, phone number, or advertisement of any sort will be displayed on any object in this Department.

Junior entries are NOT accepted into this Department

Junior entries should be entered in Department 13B-Junior Art Show.

Division A ————— Oil Painting

Class 1 Landscapes/Seascapes

Class 2 Animals

Class 3 Portraits

Class 4 Still life

Class 5 Abstract

Class 6 Surrealist

Class 7 Fantasy

Class 8 Science Fiction

Class 9 Flowers/Plants

Class 10 Buildings/Vehicles

Class 11 Calligraphy

Division B ————— Acrylic Painting

Use Class numbers listed in Division A.

Division C ————— Watercolors

Use Class numbers listed in Division A.

Division D ————— Airbrush

Class 1 Abstract

Class 2 Landscape

Class 3 Non-Objective (geometric)

Class 4 Experimental

Class 5 Humor

Class 6 Fantasy

Division E ————— Prints

Class 1 Relief

Class 2 Lithography

Class 3 Etching/Engraving

Class 4 Silkscreen

Class 5 Mono-prints

Class 6 Woodcuts

Class 7 Cut Plate

Division F ————— Drawing-Pencil

Use Class numbers listed in Division A.

Division G ————— Drawing-Colored-Pencil

Use Class numbers listed in Division A.

Division H ————— Drawing-Pen & Ink

Use Class numbers listed in Division A.

Division I ————— Drawing-Charcoal

Use Class numbers listed in Division A.

Division J ————— Drawing-Pastels

Use Class numbers listed in Division A.

Division K ————— Combination

Use Class numbers listed in Division A.

Division L ————— Digital Art

MUST BE ORIGINAL WORK. If entry is found to be plagiarized from the internet, competitor forfeits ALL premiums and placings for the year. Use Class numbers 1-10 listed in Division A.

Class 11 Posters

Class 12 3D Images

Division M ————— Graphic Novel, Single Creator

Must be rated Teen and lower. Social Media links are allowed on Title Page. Be sure to include an opaque cover to hide Title Page for judging, must be removable after Judging. Names must not be on any other entered pages, other than Title Page.

Class 1 Cartoon Strips-6 strips max, all matted in order. Must be rated Teen and lower.

Class 2 Comic Book, Single Creator – Must be rated Teen and lower. Matted in order of pages

Division N ————— Graphic Novel, Team

Must be rated Teen and lower. All creators must be listed on Title page. Social Media links are allowed on Title Page. Be sure to include an opaque cover to hide Title Page for judging, must be removable after Judging. Names must not be on any other entered pages, other than Title Page. Class 1 Cartoon Strips –6 strips max, all matted in order. Must be rated Teen and lower.

Class 2 Comic Book, Team Created.

All creators must be listed on Title page. Social Media links are allowed on Title Page. Must be rated Teen and lower. Be sure to cover Title Page for judging, must be removable after Judging. Names must not be on any other entered pages, other than Title Page.

Division Z ————— NON-COMPETITIVE



ONLINE ENTRY CLOSING AT 7PM THE NIGHT BEFORE

ENTRY DROP OFF DAY.

PLEASE SEE DEPARTMENT PAGES FOR SPECIFICS.



REGISTER NOW
Classes start August 21

northstarballet.org
907-451-8800

Department 13B
Junior Art Show

SUPERINTENDENT

Stacie Dublin
907-388-0199
dublinstacie@gmail.com

ENTRY DAYS

Borealis Pavilion
Online Entry closes
July 21 at 7PM
Entry Drop Off
Saturday, July 22, 1-6pm
Sunday, July 23, 1-6pm

PICK UP DAY

Borealis Pavilion
Monday, August 7, 1-6PM

Special Preparation: All work must be mounted or matted on construction paper, poster board, or painters' board. Frames cannot be accepted. Glass framing will not be accepted. Artwork will be displayed using hook and loop type tape attached to the back of the mat. You may attach your own (hook side only) or some will be supplied for you on entry day. Heavier pieces (oils on canvas and some collages) may have a wire attached for hanging.

The Junior Art Show is designed for original artwork only. Therefore, coloring book pictures, doodle art, paint by number, kit work, or pattern work should be entered in Department 12-Creative Arts. Please refer to that Department for the appropriate Division and Classes.

All Junior Divisions are labeled with double letters. Please add the appropriate sub-class letter to the Class number.

a. Age 7 and under b. Age 8 to 11 c. Age 12 to 16

Division AA ————— Painting

Class 1 Oil
Class 2 Acrylic
Class 3 Watercolor
Class 4 Finger-Paint
Class 5 Tempera
Class 6 Mixed media
Class 7 Alcohol

Division BB — Drawing-Black & White

Class 1 Ink
Class 2 Pencil
Class 3 Felt Tip Pen
Class 4 Charcoal
Class 5 Scratchboard

Division CC ————— Drawing-Color

Class 1 Crayon Pastels
Class 2 Felt Tip Pen
Class 3 Pencil
Class 4 Scratchboard
Class 5 Mixed Media
Class 6 Chalk
Class 7 Crayon

Division DD ————— Prints

Class 1 Relief

Class 2 Screen

Class 3 Stamp

Class 4 Transfers

Class 5 Rubbings

Class 6 Mixed Media

Division EE ————— Collage

Class 1 Single Material

Class 2 Multi-Materials

Division FF ————— Digital Art

Class 1 Posters

Class 2 Graphic Illustration

Class 3 Cartoons/Caricatures

Class 4 3D Images

**Division GG ————— Graphic Novel,
Single Creator**

Must be rated Teen and lower. Social Media links are allowed on Title Page.

Be sure to include a blank page to cover Title Page for judging, must be removable after Judging. Names

must not be on any other entered

pages, other than Title Page.

Class 1 Cartoon Strips-6 strips max, all matted in order. Must be rated Teen and lower.

Class 2 Comic Book, Single Creator Single Story. Must be rated Teen and lower. Matted in order of story.

**Division HH ————— Graphic Novel,
Team Created**

All creators must be listed on Title page. Social Media links are allowed on Title Page. Must be rated Teen and lower. Be sure to cover Title Page for judging, must be removable after Judging. Names must not be on any other entered pages, other than Title Page.

Class 1 Cartoon Strips-6 strips max, all matted in order of story

Class 2 Comic Book, Team creator- Front Cover + 7 single-sided pages max, single story. Matted in order of story.

Division Z ————— NON-COMPETITIVE

Department 13C Creative Writing

SUPERINTENDENTKimba Manning
907-987-2809**ENTRY DAYS**Borealis Pavilion
*Online Entry closes**July 21 at 7PM*

Entry Drop Off

Saturday, July 22, 1-6pm

Sunday, July 23, 1-6pm

PICK UP DAYBorealis Pavilion
Monday, August 7, 1-6PM

The Creative Writing Department is for Original prose and poetry. School projects that do not adhere to the manuscript appearance standards are to be entered into Department 20A-Education Showcase. Work that still has grades and other scholastic markings on it may be entered into Department 20A-Education Showcase. All entries in the Creative Writing Department must adhere to the following requirements:

Use only 8.5"x11" papers (may be white or pastel). All work must be typed and double-spaced; 12-point font is highly recommended. Margins should be 1" on each side. Small artwork or small graphics are only accepted if they are an integral part of the manuscript. Make sure your name does not appear anywhere on the manuscript.

Manuscripts of 2 or more pages must be fastened together (stapled). Do not use binding, plastic covers, or a cover sheet of any kind except on desktop publishing entries where bound pages are okay. Re-type work you have done for a division to be sure all grades and teacher's markings are removed. Do not staple the exhibit tag to your entry. Manuscripts that are not properly presented on entry day will be refused.

JUNIOR CREATIVE WRITING

All Junior Divisions are labeled with double letters. Please add the appropriate sub-Class letter to the Class number.

a. Age 7 and under

b. Age 8 to 11

c. Age 12 to 16

Division A ————— Poetry-Rhyming

Class 1 Rhymed Verse (20 lines & under)

Class 2 Rhymed Verse (over 20 lines)

Class 3 Ballads & Lyrics

Class 4 Limericks

Class 5 Sonnet

Class 6 Narrative

Class 7 Other Rhyming Forms

Division B ————— Poetry-Non-rhyming

Class 1 Free Verse (under 20 lines)

Class 2 Free Verse (20 lines+)

Class 3 Light Verse

Class 4 Haiku

Class 5 Blank Verse

Class 6 Cinquain or Other Fixed Form

Class 7 Collection (3+, Related Theme)

Class 8 Experimental

Class 9 Other Non-Rhyming Forms

Division C ————— Plays, Skits, & Scripts

Class 1 Comedy

Class 2 Musical

Class 3 Drama

Division D ————— Anecdotes

Class 1 Jokes

Class 2 Puns

Class 3 True Humorous Events

Class 4 Anecdotes

Class 5 Other Anecdotes

**Division E ————— Nonfiction
(2000 Word maximum)**

Class 1 Persuasive Essay

Class 2 Descriptive Essay

Class 3 Comparative Essay

Class 4 Informative Essay

Class 5 Historical Essay

Class 6 Literary Essay

Class 7 Biographical/Personal Essay

Class 8 Journal

Class 9 Technical Writing
Class 10 Scientific Writing
Class 11 Other Non-Fiction

Division F ————— Short Fiction

(750-word maximum)

Class 1 Adventure
Class 2 Science Fiction/Fantasy
Class 3 Mystery/Suspense/Horror
Class 4 Slice of Life
Class 5 Romance

Class 6 Humor/Satire
Class 7 Historical Fiction
Class 8 Fairy Tale/Folk Tale
Class 9 Novel Chapter
Class 10 Experimental
Class 11 Myths/Legends/Allegories
Class 12 Psychic/Supernatural/
Occult
Class 15 Pulp-Fiction
Class 16 Ethnic/Multicultural

Class 17 Regional Fiction

Division G ————— Fiction
(751-2000 words) use Class numbers listed in Division F.

Division H ————— Desktop Publishing

Class 1 Books/Manuals
Class 2 Newsletters/Pamphlets

Division Z ————— NON-COMPETITIVE

Department 14 Alaska Native Arts

Special Preparation: Criteria for judging will be based on workmanship, materials, originality, and complexity.

JUNIOR ALASKA NATIVE ARTS

All Junior Division are identical to Adult Division but are labeled with double letters.

Please add the appropriate sub-Class letter to the Class number.

a. Age 7 and under b. Age 8 to 11 c. Age 12 to 16

Division A ————— Beadwork

Class 1 Earrings
Class 2 Necklaces-Seed
Class 3 Necklaces-Glass
Class 4 Bracelets
Class 5 Peyote Bags
Class 6 Sun Catchers/Ornaments
Class 7 Pins
Class 8 Belts
Class 9 Dream Catcher
Class 10 Hair Ornaments
Class 11 Animals
Class 12 Other

Division B ————— Clothing

Class 1 Winter Parka-Fur
Class 2 Winter Parka-Non-Fur
Class 3 Summer Parka
Class 4 Hats
Class 5 Mittens/Gloves
Class 6 Slippers
Class 7 Qiviut
Class 8 Sets-hats/Gloves
Class 9 Mukluks
Class 10 Kuspuk
Class 11 Regalia (Combination)
Class 12 Other

Division C ————— Creative Specialties

Class 1 Alaska Native Dolls
Class 2 Tufting
Class 3 Quillwork
Class 4 Yo-yos-Fur
Class 5 Yo-yos-Cloth
Class 6 Picture Frames
Class 7 Knife Holders
Class 8 Drums
Class 9 Other

Division D ————— Basketry

Class 1 Bark
Class 2 Skin
Class 3 Grass/Roots
Class 4 Baleen
Class 5 Willow
Class 6 Other

Division E — Woodworking & Carving

Class 1 Sleds
Class 2 Snowshoes
Class 3 Totem Poles-Wood
Class 4 Totem Poles-Soft Material
Class 5 Sculpture-Wood
Class 6 Sculpture-Ivory
Class 7 Sculpture-Stone
Class 8 Sculpture-Bone/Antler
Class 9 Boats
Class 10 Soap
Class 11 Other

SUPERINTENDENT

TBD

ENTRY DAYS

Upper Totem

Online Entry closes

July 21 at 7PM

Entry Drop Off

Saturday, July 22, 1-6pm

Sunday, July 23, 1-6pm

PICK UP DAY

Upper Totem Hall

Monday, August 7, 1-6PM

Division F ————— Masks

Class 1 Wood
Class 2 Skin
Class 3 Plastic
Class 4 Paper
Class 5 Plaster
Class 6 Other

Division Z ————— NON-COMPETITIVE



ONLINE ENTRY CLOSES AT 7PM THE NIGHT BEFORE

ENTRY DROP OFF DAY.

PLEASE SEE DEPARTMENT PAGES FOR SPECIFICS.

Department 18

Doll Creations and Accessories

SUPERINTENDENT

Michele Griffin
Fbkstdolls@gmail.com
907- 590-0868

ENTRY DAYS

George Gasser Hall
Online Entry closes
July 21 at 7PM
Entry Drop Off
Saturday, July 22, 1-6pm
Sunday, July 23, 1-6pm

PICK UP DAY

George Gasser Hall
Monday, August 7, 1-6pm

Exhibits are limited in size to 30"x30"x30." Dollhouses may exceed this size limit only if space allows. Securely fasten all furniture to dollhouses as dollhouses will be moved during judging.

A kit is defined as a pre-cut manufactured item that has come with materials and instructions for completion. An original item is one that you have designed and put together. Parts of an original entry may be from pre-manufactured pieces, but the finished product should be unique. Handmade exhibits must be made by the exhibitor.

JUNIOR DOLLS

All Junior Division are identical to Adult Division but are labeled with double letters. Please add the appropriate sub-Class letter to the Class number.

- a. Age 7 and under b. Age 8 to 11 c. Age 12 to 16

Division A ————— Originals

- Class 1 Cloth
- Class 2 Knit
- Class 3 Crochet
- Class 4 Clay/Ceramic
- Class 5 Wood
- Class 6 Soft Sculpture
- Class 7 Needle or Wet Felted
- Class 8 Other Materials
- Class 9 Mixed Media

Division B — Patterns, Molds, & Kits

Use Classes from Division A

Division C ————— Doll Clothing, Original

- Class 1 Completely Hand-Sewn
- Class 2 Machine-Sewn
- Class 3 Crochet or Knit
- Class 4 Wardrobe (3+ related pieces)

Division D ————— Doll Clothing, Pattern

Use Class numbers listed in Division C.

Division E ————— Dollhouses, Original

- Class 1 Wood
- Class 2 Cloth
- Class 3 Cardboard/Paper
- Class 4 Sculpty™/Clay
- Class 5 Mixed Media

Division F Dollhouses, Kits or Patterns

Use Class numbers listed in Division E.

Division G ————— Doll and Dollhouse Furniture

Use Class numbers listed in Division E.

Division H ————— Paper Dolls

- Class 1 Doll and Clothing
- Class 2 Clothing Only
- Class 3 Doll Only
- Class 4 Other

Division I ————— Puppetry

- Class 1 Puppets
- Class 2 Marionettes

Division J ————— Craft Dolls

- Class 1 Yarn
- Class 2 Cornhusks
- Class 3 Pipe Cleaners
- Class 4 Felt
- Class 5 Clothespins
- Class 6 Mixed Media

Division K- Restored or Recycled Dolls

- Class 1 Cloth
- Class 2 Paper
- Class 3 Antique Ceramic/Clay
- Class 4 Modern Plastic
- Class 5 Other Restored

Division Z ————— NON-COMPETITIVE



Department 19-1-3

19-1-Knitting, 19-2-Crocheting, 19-3-Tatting

You may include a 3"x5" card listing any special design materials, drawings, notes. **Please do not put your name on the card.** Indicate if the item is your own design or from a pattern, and whether it includes Alaska fiber. The following is a general guide to exhibitors in preparing their exhibits and will be followed by the judges in determining awards.

- Appearance - overall beauty and impression - 30 points;
- Workmanship - including techniques, uniform stitching, proper finishing - 30 points
- Difficulty - complexity, modifications, original design - 25 points
- Material choice - fiber suitable to project - 15 points
- Total Score up to 100 points.

JUNIOR KNITTING AND CROCHETING

All Junior Division are identical to Adult Division but are labeled with double letters. Please add the appropriate sub-Class letter to the Class number.

a. Age 7 and under b. Age 8 to 11 c. Age 12 to 16

Department 19-1 Knitting

Division A — Needle Knitting Clothing

- Class 1 Adult Dress, Coat or Suit
- Class 2 Adult Sweater-Cardigan
- Class 3 Adult Sweater-Pullover
- Class 4 Adult Vest
- Class 5 Child Dress, Coat or Suit
- Class 6 Child Sweater, Cardigan
- Class 7 Child Sweater, Pullover
- Class 8 Child Vest
- Class 9 Children's Wear (Set)
- Class 10 Infant Wear (Single Piece)
- Class 11 Infant Wear (Set)
- Class 12 Scarf
- Class 13 Smoke Ring/Cowl
- Class 15 Shawl
- Class 16 Shawlette (70 in or less)
- Class 17 Adult Hat
- Class 18 Hat (2 or more colors)
- Class 19 Child Hat
- Class 20 Bag
- Class 21 Adult Socks
- Class 22 Child Socks
- Class 23 Infant Socks
- Class 24 Adult Slippers
- Class 25 Child Slippers
- Class 26 Infant Booties
- Class 27 Gloves
- Class 28 Adult Mittens
- Class 29 Child Mittens
- Class 30 Infant Mittens
- Class 31 Other

Division B — Needle Knitting-Other

- Class 1 Pieced Afghan
- Class 2 Single Piece Afghan
- Class 3 Baby Blanket (max 36"x46")
- Class 4 Stuffed Animal/Toy (No Dolls)
- Class 5 Pillow
- Class 6 Edging
- Class 7 Household Articles
- Class 8 Jewelry
- Class 9 Other

Division C — Non-Needle Knitting

- Use Classes 1-30 listed in Division A
- Class 31 Afghan/Blanket/Bedsread
- Class 32 Tablecloth/Doily
- Class 33 Other

Division Z — NON-COMPETITIVE

Department 19-2 Crocheting

Division A — Yarn Crocheting-Clothing

Use Class numbers listed in Dept. 19A -Division A.

Division B — Yarn Crocheting-Afghans & Blankets

- Class 1 Granny Square
- Class 2 Blocks/Squares/Strips/Other Pieced
- Class 3 Ripple Stitch
- Class 4 Combination of Pattern/ Stitch
- Class 5 Baby Blanket (max 36"x46")
- Class 6 Other

Division C — Yarn Crocheting-Other

- Class 1 Household Articles
- Class 2 Rug
- Class 3 Ornament
- Class 5 Toy (No Dolls)
- Class 6 Pillow
- Class 7 Other

Division D — Thread Crocheting-Doilies

Must be mounted with pins on stiff background.

- Class 1 Single Doily
- Class 2 Doily Collection

Division E — Thread Crocheting Other

- Class 1 Tablecloth/Runner
- Class 2 Curtain (1 piece or set)
- Class 3 Pillow
- Class 4 Edging
- Class 5 Hats/Bags/Shawls
- Class 6 Potholders
- Class 7 Toys (No Dolls)
- Class 8 Bedsread
- Class 9 Other

Division F — Other Crocheting Type

- Class 1 Rag Rug
- Class 2 Other

Division Z — NON-COMPETITIVE

Department 19-3

Division A — Tatting

- Class 1 Tablecloth/Runner
- Class 2 Doily (Must be mounted with pins on stiff background)
- Class 3 Edging
- Class 4 Other

Division Z — NON-COMPETITIVE

SUPERINTENDENT

Cathie Tordoff
Kat Fyten
907-460-1855

ENTRY DAYS

George Gasser Hall
Online Entry closes

July 21 at 7PM

Entry Drop Off

Saturday, July 22, 1-6pm
Sunday, July 23, 11-2pm

PICK UP DAY

George Gasser Hall
Monday, August 7, 1-6PM

Department 20A

Educational Showcase

SUPERINTENDENT
TBD

ENTRY DAYS

Borealis Pavilion
Online Entry closes
July 21 at 7PM

Entry Drop Off
Saturday, July 22, 1-6pm
Sunday, July 23, 1-6pm

PICK UP DAY

Borealis Pavilion
Monday, August 7, 2-6PM

Special Preparations: Enter your exhibits in the grade level you were in when the exhibit was completed. Names must be covered in every place they appear on the exhibit, prior to entry. Exhibits must have been completed since August 2021. Exhibits will be judged on preparation (neatness, appearance), accuracy (following directions, correctness), creativity (originality, design layout, adaptation), quality (appropriateness for grade level, adherence to theme, organization, fitting length, use of visuals), and achievement. No artwork is accepted; please enter artwork into Department 13B-Junior Art Show.

Division A ————— Educators

This Division is designed for administrators, teachers, aides, student teachers, and parents to display and exhibit their experiences, contributions, and ideas to the field of education. This division should be a forum for expression, exposure, and an opportunity to reach the community.

Class 1 Scrapbook

Class 2 Project

Class 3 Movie/Slide

Class 4 Critique

Class 5 Speech

Class 6 Drawing/Outline/Plan

Division AA ——— Preschool, Nursery, & Kindergarten

Class 1 Penmanship

Class 2 Math

Class 3 Language

Class 4 Social Studies

Class 5 Science

Division BB ——— First & Second Grades

Class 1 Penmanship

Class 2 Math Project/Report
(No worksheets)

Class 3 Language Arts, Book Report

Class 4 Language Arts, Project

Class 5 Language Arts, Journal (no personal journals/diaries)

Class 6 Spelling/Grammar, Project
(No worksheets or tests)

Class 7 Social Studies, Alaska Studies Report

Class 8 Social Studies, Alaska Studies Project

Class 9 Social Studies, Current Events

Class 10 Social Studies, History Report

Class 11 Social Studies, History Project

Class 12 Social Studies, History Model

Class 13 Social Studies, Geography Project

Class 14 Social Studies, Geography Map

Class 15 Science Reports

Class 16 Science Project, Demonstration

Class 17 Science Project, Model

Class 18 Science Project, Experiment

Class 19 Science Project, Collection

Class 20 Foreign Language, Reports/Project (Must include translation)

Class 21 Group Projects/Reports
(Requires a group online entry)

Division CC ——— Third & Fourth Grades

Use Class numbers listed in Division BB.

Division DD ——— Fifth & Sixth Grades

Use Class numbers listed in Division BB.

Division EE ——— Seventh-Ninth Grades

Use Class numbers listed in Division BB.

Division FF ——— Tenth-Twelfth Grades

Use Class numbers listed in Division BB.

Division GG ——— Special Education

Use Class numbers listed in Division BB.

Department 20B

Speech & Drama Festival

SUPERINTENDENT

Jinlan Tomasic
907-388-8018

SPEECH AND DRAMA AWARDS

Division Champion: \$5.00 additional
First Prize: \$10.00
Second Prize: \$5.00
Third Prize: \$3.00

Special Preparations: Presentations must be under 5 minutes. Entrants may enter more than one Division. Enter in the grade level you have just completed. Groups will be judged as a group. Presentations that involve the Fair theme, "Don't Go Bacon My Heart", will receive a theme ribbon.

ENTRY DAYS

Borealis Pavilion
Online Entry closes
July 21 at 7PM
Entry Form Drop Off
Saturday, July 22, 1-6pm
Sunday, July 23, 1-6pm

CONTEST DAY

Usibelli Stage
August 3, 6PM
Children first, then Adults

JUNIOR DIVISIONS

Division AA ————— Speech-Original Oration

Class 1 Kindergarten through 3rd grade
Class 2 4th through 6th grade
Class 3 7th through 9th grade
Class 4 10th through 12th grade

Division BB ————— Speech-Comedic

Use Class numbers listed in Division AA

Division CC ————— Speech-Personal Choice

Use Class numbers listed in Division AA.

Division DD ————— Speech-Recitation

Use Class numbers listed in Division AA.

Division EE ————— Drama-Dramatic Interpretation

Use Class numbers listed in Division AA.

Division FF ————— Drama-Plays/Puppetry

Use Class numbers listed in Division AA.

Division GG ————— Drama-Pantomime

Use Class numbers listed in Division AA.

Division HH ————— Drama-Original Work

Use Class numbers listed in Division AA.

ADULT DIVISIONS

Division A ————— Speech-Original Oration

Class 1 All Adults

Division B ————— Speech-Comedic

Class 1 All Adults

Division C ————— Speech-Personal Choice

Class 1 All Adults

Division D ————— Speech-Recitation

Class 1 All Adults

Division E ————— Drama-Dramatic Interpretation

Class 1 All Adults

Division F ————— Drama-Plays/Puppetry

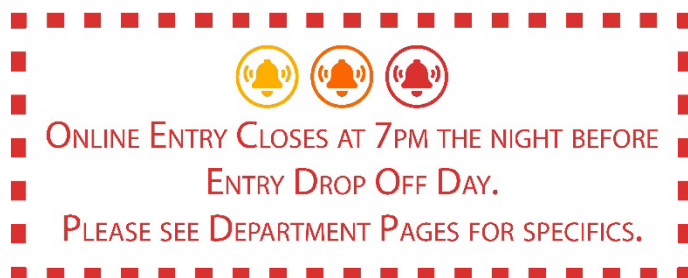
Class 1 All Adults

Division G ————— Drama-Pantomime

Class 1 All Adults

Division H ————— Drama-Original Work

Class 1 All Adults



DEPARTMENT 20B – SPEECH AND DRAMA FESTIVAL ENTRY FORM

Complete this form. Sign up online and bring this to the Speech and Drama table in the Education Showcase exhibit area in BP during Entry Drop-Off: Saturday, July 22, 1-6pm OR Sunday, July 23, 1-6pm or email to exhibits@tvsfa.org by 6pm, July 23.

Time and location of the competition will be confirmed at that time.

NAME _____

MAILING ADDRESS _____

PHONE _____ EMAIL _____

AGE _____ SCHOOL _____ GRADE JUST COMPLETED _____

DIVISION _____ CLASS _____

Describe your presentation (as applicable)

Title or Subject _____

Author _____

Length of Drama Performance _____

Other information _____

Have you participated in a speech or drama competition before? YES NO
If so, when and where? Please write on separate sheet if more space is needed

Signature of Participant

Date

Signature of Parent/Guardian for Junior Entrants

Date

Department 21

Needlework

Sponsored by North Star Needlework Guild

Special Preparations: All items must be finished and ready for use. "Framed" entries are those which are mounted or framed for hanging. "Unframed" entries include all soft finished items such as table linens, clothing, pillows, and wall hangings.

All exhibits should include a 3"x5" card, with info about the design and any other information you think the judges might need, including choice of color, framing, and techniques.

JUNIOR NEEDLEWORK

All Junior Divisions are identical to Adult Division but are labeled with double letters.

Please add the appropriate sub-Class letter to the Class number.

a. Age 7 and under b. Age 8 to 11 c. Age 12 to 16

Division A — Free-Hand Embroidery

Class 1 Floss, Framed

Class 2 Floss, Unframed

Class 3 Yarn, Framed

Class 4 Yarn, Unframed

Class 5 Mixed Media

Division B — Needlepoint Techniques

Class 1 Needlepoint, Framed

(Includes Petit Point, Long-Point, & Bargello)

Class 2 Needlepoint, Unframed

Class 3 Combination, Framed
(2 or more techniques)

Class 4 Combination, Unframed

Class 5 Canvas Work, Framed
(combination of needlepoint stitches with variety of threads)

Class 6 Canvas work, Unframed

Division C — Cross-stitch

Class 1 1-14 count, Framed

Class 2 1-14 count, Unframed

Class 3 15+ count, Framed

Class 4 15+ count, Unframed

Class 5 Linen-2+ threads, Framed

Class 6 Linen-2+ threads, Unframed

Class 7 Metallic Thread

Class 8 Mixed Media

(2 +techniques/threads)

Division D — Other Techniques

Class 1 Drawn & Cut Threadwork

Class 2 All Perforated Techniques

Class 3 Smocking

Class 4 Hucking (Swedish Weaving)

Class 5 Beadwork

Class 7 Blackwork

Class 8 Miscellaneous

Division Z — NON-COMPETITIVE

SUPERINTENDENT

Ozzie Oszustowski

Ron Wilkes

907-455-7144

Sharron Albert

907-452-2274

ENTRY DAYS

George Gasser Hall

Online Entry closes

July 21 at 7PM

Entry Drop Off

Saturday, July 22, 1-6pm

Sunday, July 23, 1-6pm

PICK UP DAY

George Gasser Hall

Monday, August 7, 1-6PM



Department 22

Photography

SUPERINTENDENT

Tanja Bryan
907-378-1757

ENTRY DAYS

Upper Totem
Online Entry closes
July 21 at 7PM
Entry Drop Off
Saturday, July 22, 1-6pm
Sunday, July 23, 1-6pm

PICK UP DAY

Upper Totem
Monday, August 7, 1-6PM

Specific Preparations: Photographs are categorized by subject matter. Some photographs may fit several Divisions-pick the Class most appropriate. Failure to choose the proper Class can result in loss of standing, judging credit, and will affect how your exhibit finishes. You may enter only **ONE** exhibit per Class up to a total of **12** exhibits. Photos may be panoramic, standard, square, etc. as long as one side is a minimum of 8 inches/maximum of 19 inches. 8" x 10" is the minimum size and 13" x 19" is the maximum size for entries. All photos must be mounted on foam core with a 3 inch margin next to the photo. Additional rules listed in the Photography Handbook. Link can be found at <https://www.tvsfa.org/p/getconnected/exhibitors/guide>.

JUNIOR PHOTOGRAPHY

AGE 16 AND UNDER

All Junior Divisions are identical to Adult Divisions but are labeled with double letters.

Please add the appropriate sub-Class letter to the Class number.

a. Age 7 and under b. Age 8 to 11 c. Age 12 to 16

Division A ————— Photography

Class 1 Alaskan Scenic
Class 2 Portraits
Class 3 Other Scenic
Class 4 Children
Class 5 Wildlife
Class 6 Humor
Class 7 Pets/Domestic Animals
Class 8 Still Life
Class 9 Birds
Class 10 Candid
Class 11 Nature
Class 12 Transportation
Class 13 Skies the Limit
Class 14 Flowers
Class 15 Alaska History
Class 16 Ice Sculptures
Class 17 Insects/Bugs/Butterflies/
Spiders
Class 18 Architectural and Industrial
Class 19 Typically Alaska


Class 20 Macro
Class 21 Military
Class 22 Aquatic Life
Class 23 Black and White
Class 24 Wild Card
Class 25 Foliage
Class 26 Action

Division B ————— Picture Stories

Class 1 Picture Stories: Use 3 or more photos to tell a story. Individual photos must be a minimum of 4"x6," maximum 8"x10." Must be mounted on a standard sheet of foam core no larger than 20"x30." Be sure to include a title and descriptive notes for each picture. Add graphics, drawings, and borders, to spice up your entry! Please only pet names (e.g., "Rex's

Big Day") may be used to keep the entrant anonymous for judging.

Division Z ————— NON-COMPETITIVE



✓ Please see the Photography Entry Handbook available on the TVSFA website (tvsfa.org), or call TVSFA at 907-452-3750 to pick up a copy.

✓ Rules in the handbook must be followed for all Photography entries.

Department 23

Reduce, Reuse, Recycle!

SUPERINTENDENT

Robert Hildebrandt
907-479-4529

Sponsored by THE TOY QUEST

We know that our communities and local environments can become healthier if we learn new ways to reduce, reuse, and recycle the items that we buy, the materials that we make, and the energy that we consume. This Department is designed to get your creative juices flowing and to tap into your imagination and talents. Share your ideas, your inventions, and your viewpoints. Show with words or with examples how Interior Alaskans can reduce, reuse, and recycle!

Attach a card to your exhibit explaining the following: 1) What your item is. 2) Describe the materials that have been reused, recycled or reduced from other items. 3) Describe any new (never used) materials in your exhibit. 4) Describe your plans for the exhibit after the fair.

Exhibits will be judged on ingenuity, originality, quality, and percentage of contents that reduces, reuses, or recycles. All exhibits must be cleaned thoroughly—no rotting smells!

ENTRY DAYS

Kiwanis Building
Online Entry closes
July 21 at 7PM
Entry Drop Off
Saturday, July 22, 1-6PM
Sunday, July 23, 1-6pm

PICK UP DAY

Kiwanis Building
Monday, August 7, 1-6PM

JUNIOR REDUCE, REUSE, RECYCLE!

All Junior Division are identical to Adult Division but are labeled with double letters.

Please add the appropriate Sub-Class letter to the Class number.

a. Age 7 and under b. Age 8 to 11 c. Age 12 to 16

Division A ————— Reduce!

To Reduce means to use fewer things and produce less waste, repairing broken items rather than buying new, using a durable object instead of a disposable one, or by coming up with a plan to use less energy!

Class 1 How can we reduce? Write an essay/song/poem/story.

Class 2 Create a poster or display about "reducing."

Class 3 Show or write about a way to reduce energy use.

Class 4 Show or write about a way to reduce water consumption.

Class 5 Show or write about a way to reduce land use.

Class 6 Repair something.

Class 7 Create a durable item to replace a disposable item.

Division B ————— Reuse!

To Reuse means to use something again instead of throwing it away!

Reuse an item by using it again for its original purpose or for a new use.

Class 1 What can we reuse? Write an essay/song/poem/story.

Class 2 Create a poster/display about reusing

From reused items create:

Class 3 Crafted Item

Class 4 Art item

Class 5 Toy

Class 6 Quilt or Throw

Class 7 Clothing

Class 8 Costume

Class 9 Household Item

Class 10 Jewelry/Personal Accessories

Class 11 Holiday Ornament or Decoration

Class 12 Tools/Utensile/Other Usable Item

Class 13 Musical Instrument

Class 14 Mobile/Wind Chime

Class 15 Bag/Purse/Tote/Carryall

Class 16 Nine-Lives! What are nine ways that one item can be reused? Write about it or show examples.

Class 17 Other

Division C ————— Recycle!

To recycle means to break down an item into its original components, that is then reconstructed into something useful. Aid recycling efforts by making a collection bin or invent something new made from recycled materials.

Class 1 Create a written piece about why we should recycle.

Class 2 Create a poster or display about Recycling

Class 3 Recycle paper.

Class 4 Write about or show how to compost yard waste.

Class 5 Create a collection bin for a recyclable item.

Class 6 Write a report about a recyclable item.

Class 7 Invent an item made from recycled materials.

Division Z ————— NON-COMPETITIVE



Reduce | Reuse | Recycle

Department 24A

Quilt Show

Sponsored by the Cabin Fever Quilters' Guild

**QUILT SHOW IS LOCATED IN THE QUILT BARN
(AGRICULTURAL MUSEUM)**

Special Preparations: Enough Velcro needs to be sewn onto the top edge of the back of any quilt over 40 inches wide so it will be held securely on our rack. Use the "hook" side of the Velcro. The easiest way to attach the Velcro is to machine stitch top and bottom to a piece of fabric. Then whip stitch the top and bottom edges of the fabric, to the back of the quilt just below the binding. Note: Stick-back Velcro will not work!

Condition: Entries must be clean (no pet hair, quilting marks, soil, or unpleasant odor) and have a new appearance.

Quilt Narrative: Bring a brief description (less than 50 words) of your quilt, including a name for your quilt.

Definitions:

Maker: the creator of the quilt top: If more than one person made any portion of the top, the quilt belongs in Division G-Made by a Group

Longarm or midarm: Any machine mounted on a frame allowing the quilter to move the machine rather than the fabric

Home sewing machine: Any sewing machine that is table-mounted or stationary which allows the quilter to move the fabric rather than move the machine.

Edge-to-Edge Quilting: A continuous line design quilted from one side to the other side and repeated from top to bottom of the quilt.

Custom Quilting: Individual quilting designs in borders, sashing, blocks and/or in the body of the quilt, as with Whole Cloth Quilts.

Division A — Large-Edge to Edge by Longarm/Midarm Machine

Entire Quilt measures 325" or more around. Freehand or edge to edge pantograph is quilted on Longarm or Midarm machine

Class 1 Pieced-Piecing predominates over other techniques in amount or effect.

Class 2 Applique-Applique predominates over other techniques in amount or effect.

Class 3 Mixed/Other-Whole Cloth, photo, embroidery, crazy or even amounts of applique and piecing.

Division B — Medium-Edge to Edge by Longarm/Midarm Machine

Entire quilt measures 250"-324" around. Freehand or edge to edge pantograph is quilted on Longarm or Midarm machine

Class 1 Pieced-Piecing predominates over other techniques in amount or effect.

Class 2 Applique-Applique predominates over other techniques in amount or effect.

Class 3 Mixed/Other-Whole cloth,

photo, embroidery, crazy or even amounts of applique and piecing.

Division C — Small-Edge to Edge by Longarm/Midarm Machine

Entire quilt measures under 250" around. Freehand or edge to edge pantograph is quilted on Longarm or Midarm machine

Class 1 Pieced-Piecing predominates over other techniques in amount or effect.

Class 2 Applique-Applique predominates over other techniques in amount or effect.

Class 3 Mixed/Other-Whole cloth, photo, embroidery, crazy or even amounts of applique and piecing.

Division D — Quilted by Hand, or Home Sewing Machine

Quilted by hand or on home sewing machine (no Longarm or Midarm quilting).

Class 1 280" or more around the entire quilt

Class 2 Less than 280" around the entire quilt

Division E- Custom Quilted by Machine

Individual designs are custom quilted using a Longarm, Midarm or home sewing machine

Class 1 280" or more around the entire quilt

Class 2 Less than 280" around the entire quilt

Division F — Miscellaneous Coverings

This Division includes all sizes with coverings such as comforters, puffed or tied quilts

Class 1 All Quilts

Division G — Group Project

Quilt tops must be made by two or more people for all sizes and quilting method. A top or set of blocks acquired (purchased, gifted, block exchanged, "found") by an individual or group and then finished into a quilt.

Class 1 All Quilts

Division H — Wall Quilts

Intended for display on a wall, all quilting methods are allowed (Longarm, Midarm, home sewing machine or by hand).

Class 1 280" or more around the entire quilt

Class 2 Less than 280" around the entire quilt (change to between 161"-279"?)

SUPERINTENDENT

Trisha Immonan

907-347-0562

lifeletsgo@hotmail.com

Veronica Belton

907-750-4151

vkbelton@gmail.com

ENTRY DAYS

Quilt Barn

Online Entry closes

July 21 at 7PM

Entry Drop Off

Saturday, July 22, 1-6PM

PICK UP DAY

Quilt Barn

(Agricultural Museum)

Monday, August 7, 1-6PM

JUNIOR QUILT SHOW
AGE 16 AND UNDER

All Junior Divisions are identical to Adult Divisions but are labeled with double letters. Please add the appropriate Sub-Class letter to the Class number.

a. Age 7 and under b. Age 8 to 11 c. Age 12 to 16

Division AA ————— **Junior-Large Quilts**
 200" or larger around the entire quilt
 Class 1 Single Maker, Quilted
 Class 2 Single Maker, Tied
 Class 3 Single Maker, Quilted by adult
 Class 4 Group (Quilt top made by more than one junior)

Division BB ————— **Junior-Small Quilts**
 Smaller than 200" around the entire quilt
 Class 1 Single Maker, Quilted
 Class 2 Single Maker, Tied
 Class 3 Single Maker, Quilted by adult
 Class 4 Group (Quilt top made by more than one junior)

Department 24B Quilted Wall Art

SUPERINTENDENT

Melissa Sikes
907-347-1802

ENTRY DAYS

Upper Totem
Online Entry closes
July 21 at 7PM
 Entry Drop Off
 Saturday, July 22, 1-6pm
 Sunday, July 23, 1-6pm

PICK UP DAY

Upper Totem
 Monday, August 7, 1-6PM

Special Preparations: Due to the limited space, exhibits are limited in size to approximately 160" total around. Entries must be easy to hang on metal crossed wire panels using large metal clips. **All ornamental wall hangings are to be original (no kits),** made of fiber, and quilted. The work is to be done and quilted by one person or club.

Judging will be based on: Technique- complexity, difficulty; Design-overall presentation, color choices, with a strong emphasis on Originality.

Definitions: Quilted: stitched, fastened, or sewn layers with padding in between (at least 3 layers).

Fiber: Material made of fine threadlike filaments such as cotton, plastic, jute, metal, nylon

JUNIOR QUILTED WALL ART **AGE 16 AND UNDER**

All Junior Divisions are identical to Adult Divisions but are labeled with double letters. Add the appropriate Sub-Class letter to Class number.

a. Age 7 and under b. Age 8 to 11 c. Age 12 to 16

Division A ————— **Machine Embroidery**

Class 1 Machine Embroidery,
including digital designs
 Class 2 Freehand Thread Painting w/
Machine

Division B ————— **Altered Surfaces**

Class 1 Painted or Hand-dyed Fabrics
 Class 2 Printed Photo Fabrics

Division C ————— **Surface Embellishments**

Class 1 Buttons, Beads, Metal
charms, Ribbons, Decorative
cord and yarn
 Class 2 Applique or Silk flowers;
original design, no kits or pre-
cut designs
 Class 3 Appliques, including pre-cut
designs; no kits.

Division D ————— **Holiday Theme**

Class 1 Holiday Theme

Division E ————— **Other**

Class 1 Quilted/Pieced Design, no
kits or embellishments or
patterns
 Class 2 Combination of 2+Divisions
 Class 3 Other

Division F ————— **Pattern used (no kits)**

Class 1 Block Pattern; no kits
 Class 2 Other Pattern; no kits

Division Z ————— **NON-COMPETITIVE**



Department 25

Clay Craft

SUPERINTENDENT

Althea Nabinger
907-799-6002

ENTRY DAYS

George Gasser Hall
Online Entry closes
July 21 at 7PM
Entry Drop Off
Saturday, July 22 1-6pm
Sunday, July 23, 1-6pm

PICK UP DAY

George Gasser Hall
Monday, August 7, 1-6PM

This Department is for kiln-fired pottery and ceramic pieces. Fimo™ and Playdough™ should be entered in Department 12-Creative Arts.

JUNIOR CLAY CRAFT

All Junior Division are identical to Adult Division but are labeled with double letters.

Please add the appropriate sub-Class letter to the Class number.

a. Age 7 and under b. Age 8 to 11 c. Age 12 to 16

KILN FIRED:

EARTHENWARE, ALASKA

CLAY, STONEWARE, KAOLIN,

PORCELAIN

Division A—Greenware/Bisque Underglaze

- Class 1 Opaque
- Class 2 Translucent
- Class 3 Combination
- Class 4 Multiple Methods
- Class 5 Miscellaneous Entries

Division B ————— Glazes

- Class 1 Opaque/Matte
- Class 2 Transparent
- Class 3 Specialty Glazes (sand star, river rock, crackle, etc.)
- Class 4 Combination
- Class 5 Freehand Design
- Class 6 Multiple Methods
- Class 7 Miscellaneous Entries

Division C ————— Fired Overglazes

- Class 1 Luster/Metallic
- Class 2 Decal
- Class 3 China Paint
- Class 4 Multiple Methods
- Class 5 Miscellaneous Entry

Division D ————— Stains

- Class 1 Opaque
- Class 2 Transparent
- Class 3 Antiqued
- Class 4 Specialty Stains (crackle, metallic, etc.)
- Class 5 Dry Brushing
- Class 6 Pastels/Chalks
- Class 7 Multiple Methods
- Class 8 Miscellaneous Entry

Division E — Designs & Adaptations

- Class 1 Surface Add-ons
- Class 2 Inclusions (added into surface)
- Class 3 Airbrushed

- Class 4 Multiple Methods
- Class 5 Mixed Media (Clay and other craft combinations)
- Class 6 Miscellaneous Entry

Division F ————— Porcelain *(Porcelain Dolls should be entered in Department 18 – Dolls)*

- Class 1 Underglazes
- Class 2 Overglazes-China Point
- Class 3 Overglazes-Lusters
- Class 4 Lace, Draping Fabric
- Class 5 Applied Decorations
- Class 6 Hand-Molded Attachments
- Class 7 Multiple Methods
- Class 8 Mixed Media (porcelain with other craft combinations)
- Class 9 Miscellaneous Entries

Division G ————— Thrown Pottery

- Class 1 Unglazed/Stained
- Class 2 Underglazed/Overglazed
- Class 3 Sgraffito (carved design)
- Class 4 Multiple Clays
- Class 5 Raku
- Class 6 Wood Fire
- Class 7 Pit Fire
- Class 8 Sets (multiple pieces in the same style)

Division H ————— Sculpture

- Class 1 Replica (realistic representations of animals, humans, flowers, etc.)

- Class 2 Abstract (personal expression in 3D form)

Class 3 Masks

Class 4 Musical Instrument

Class 5 Mugs

- Class 6 Sets (multiple pieces in the same style)

Class 7 Miscellaneous Entry

Division I ————— Technique

Class 1 Slab

Class 2 Pinch

Class 3 Coil

Class 4 Mixed Methods

Division J – High-Heat Fired Metal Clay

Class 1 Gold

Class 2 Silver

Class 3 Bronze

Class 4 Copper

LOW HEAT CURED

POLYMER CLAY

Division K ————— Surface Techniques

Class 1 Crackle

Class 2 Metal Leaf

Class 3 Textured

Class 4 Painted

Class 5 Mixed Technique

Class 6 Baked Fimo™

Class 7 Miscellaneous Entry

Division L ————— Sgraffito (Carved)

Class 1 Carved Before Curing Polymer

Class 2 Carved After Curing Polymer

Class 3 Mixed Techniques

Class 4 Miscellaneous Entry

Division Z ————— NON-COMPETITIVE

2023 FAIR DAYS

July 28: Mining Day sponsored by Council of Alaska Producers

July 29: Artists' Affair Day

July 30: Farm to Fair Day

July 31: Kid's Day sponsored by Alaska 529

Aug 1: UAF Day sponsored by UAF

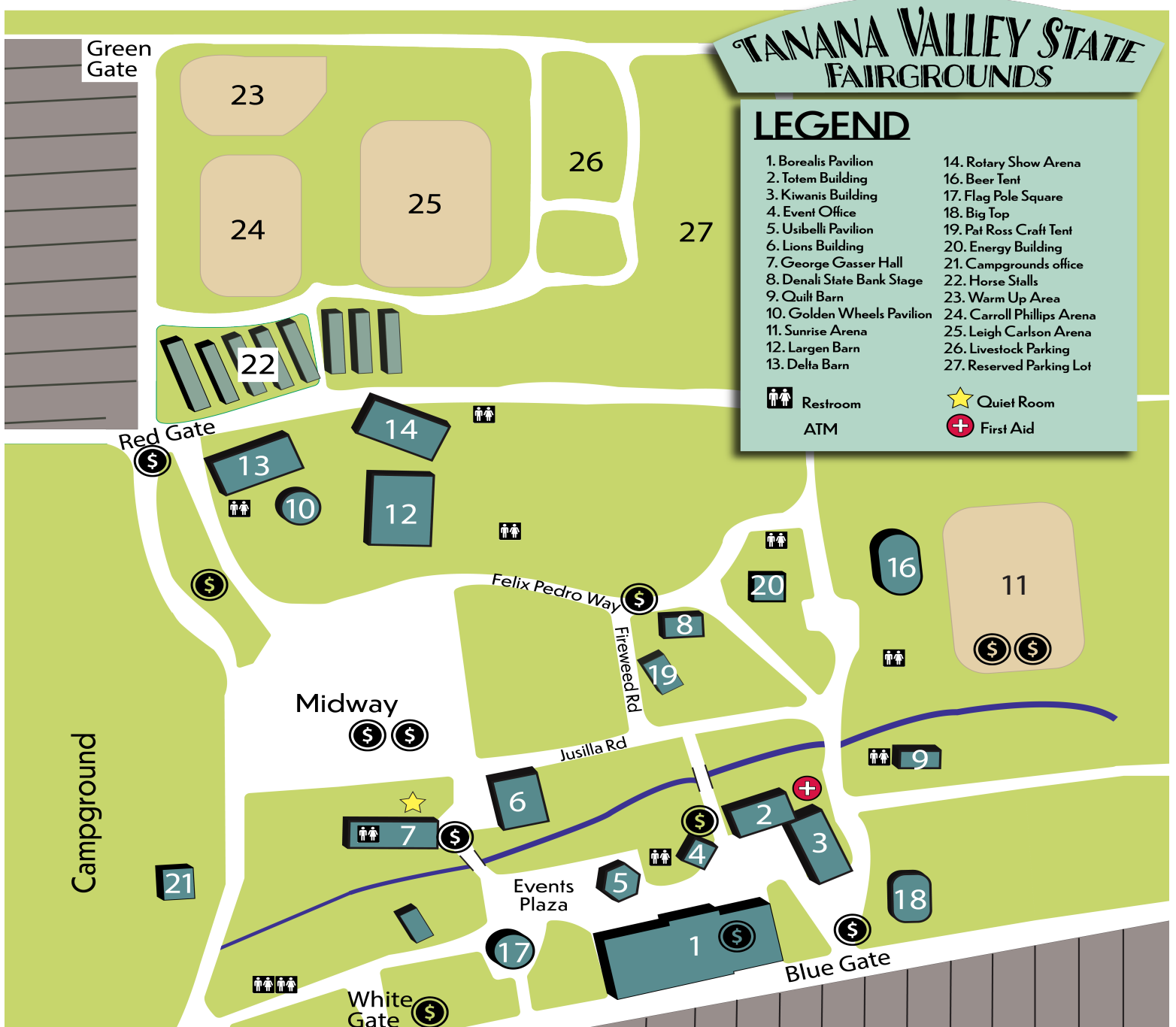
Aug 2: Senior Day

Aug 3: Canned Food Day sponsored by Usibelli Coal Mine & Cold Spot

Aug 4: Hometown Heroes Day sponsored By Gene's Chrysler

Aug 5: Club 49 Day sponsored by Alaska Airlines

Aug 6: Save Your Bacon Day sponsored by Credit Union 1



Enter more than **20 exhibits** and receive **20%** off a season pass!
Be sure to present your entry receipts at purchase!

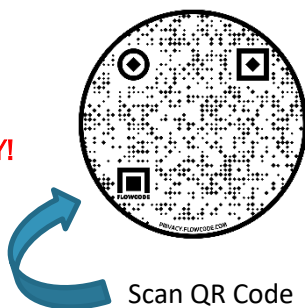

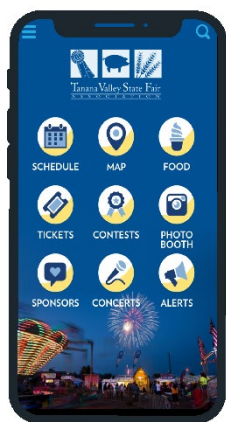
Please watch our Website, Facebook page, and Instagram
for announcements on ticket sales and giveaways

Download our new free App for other contests and updates

FAIR STAFF

Faith Harris – director@tvsfa.org ----- Executive Director
Joshua Jackson – fairoperations@tvsfa.org ----- Operations Manager
Adam Heineken – facilities@tvsfa.org ----- Facilities Manager
Melany Choto – web@tvsfa.org ----- Web & Social Media Coordinator
Nick Hudson – entertainment@tvsfa.org ----- Entertainment Coordinator
Crystal Rolig – exhibits@tvsfa.org ----- Exhibit Coordinator
Jamie Reminger – events@tvsfa.org ----- Event Coordinator
Emiko Fish – vendors@tvsfa.org ----- Vendor Coordinator
Tessa Crandall – volunteers@tvsfa.org ----- Volunteer Coordinator

GET THE MOST UP TO DATE
FAIR INFORMATION!
DOWNLOAD OUR FREE APP TODAY!



Scan QR Code
To go to Google Play
or Apple App Store

Tanana Valley State Fair Association, Inc.
1800 College Road
Fairbanks, AK 99709
907.452.3750
www.tvsfa.org

TVSFA Board of Directors at the time of publication:

Board President Michael Barch
David Leslie • Marla Lowder • Joe Hayes
Carmen Randle • Priscilla Rice • Linda Stanley • John Tiemessen

FB: @tananavalleystatefair
IG: officialtananavalleystatefair

The Tanana Valley State Fair Association publishes the TVSFA Exhibitor's Guide annually.
June 2023 ©2023 Tanana Valley State Fair Association