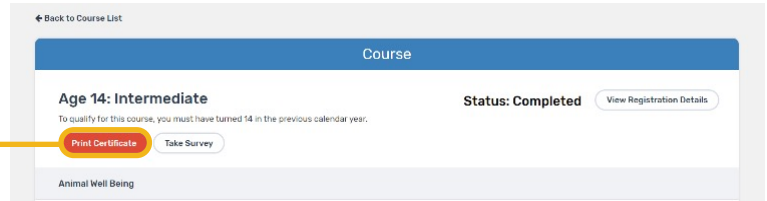


YQCA | YOUTH FOR THE QUALITY CARE ANIMALS

PRINTING YOUR CERTIFICATION

STEP 1

Start at the course menu screen to access the certificate.

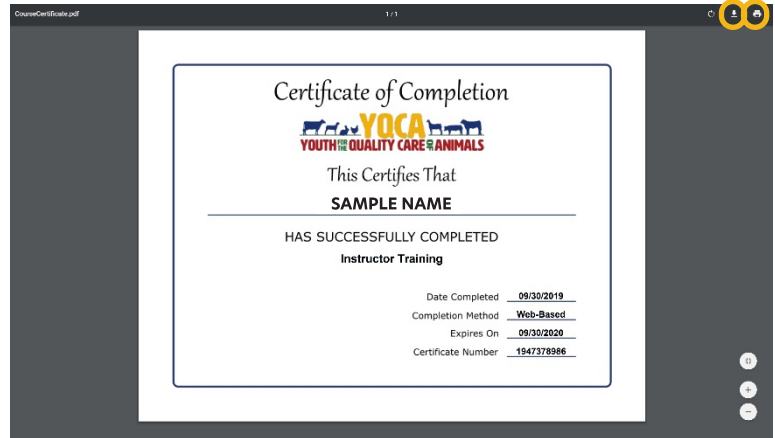


Select "Print Certificate." From here, the certificate can be downloaded as a PDF to save locally or printed using these two options.

STEP 2

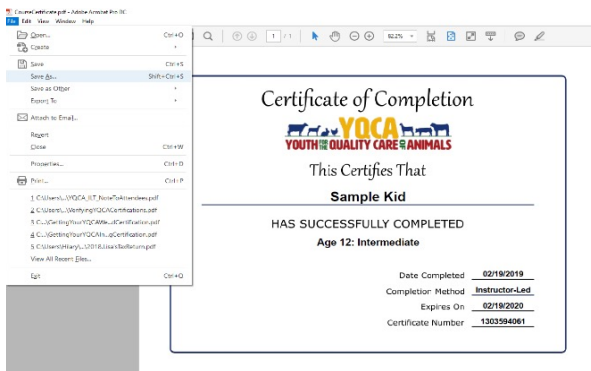
To print the PDF, select the printer icon and send to the local printer.

To download and save locally, use one of the two approaches below to save the file to a designated location on your computer.



OPTION 1

Select "File," then select "Save As," and save the file where you will be able to find it again.



OPTION 2

When you open the downloaded file, select the option to open it with Adobe Acrobat or another PDF reading software. Then save the file from there.

