

# Pattern Book

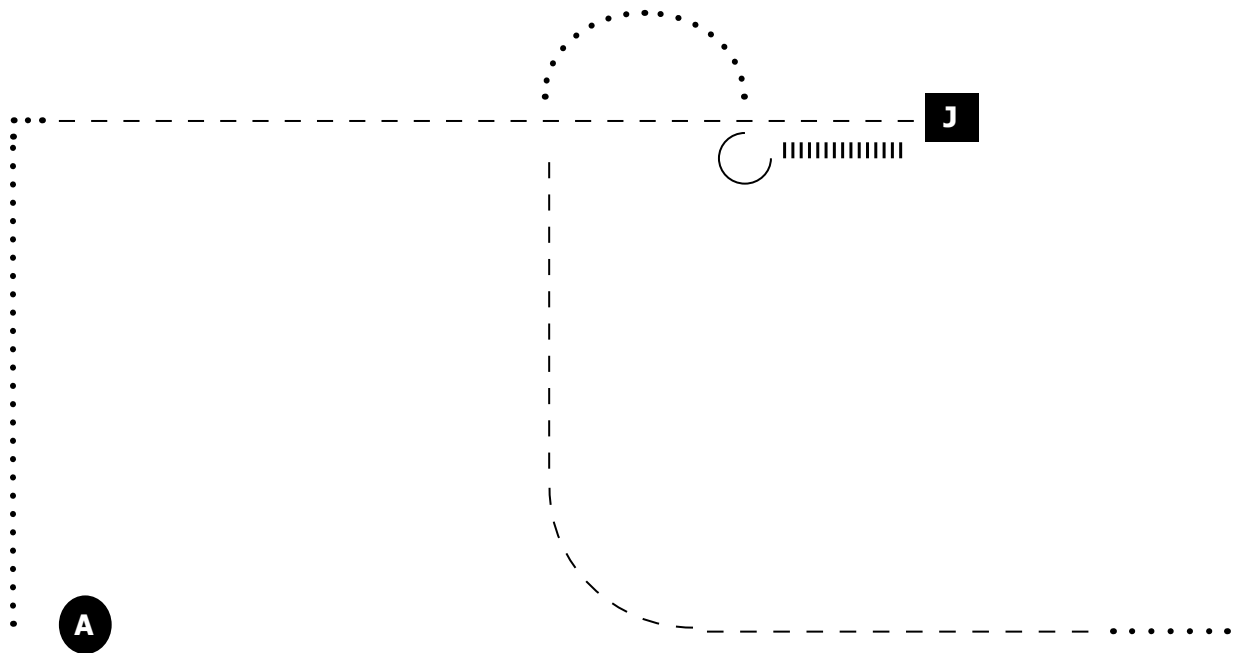
---

Tulsa State Fair  
Junior and Open Horse Show

2022  
Tulsa, OK

# Showmanship

all classes

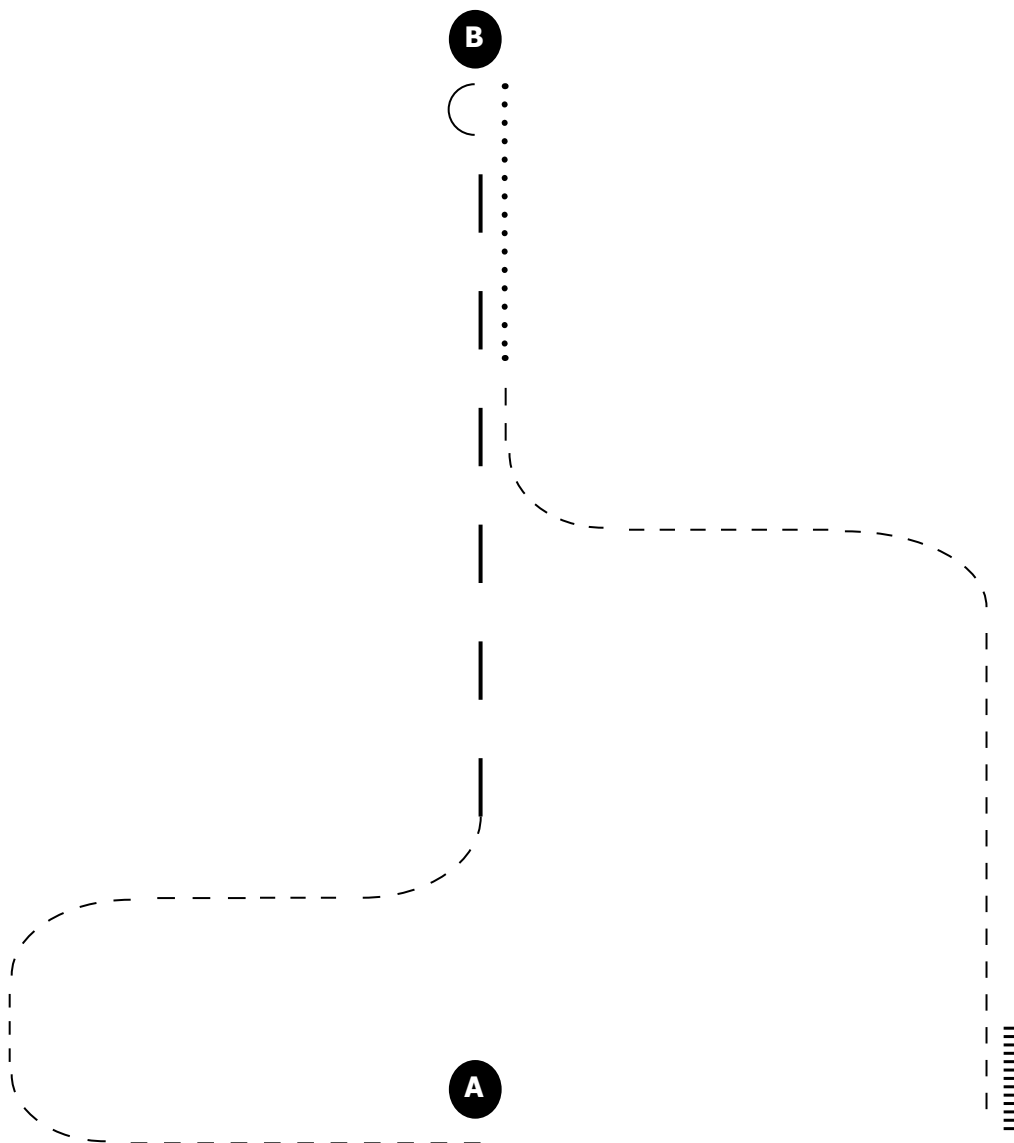


1. Start at A. Walk.
2. Trot to Judge.
3. Stop, set up for inspection.
4. When dismissed, back at least one horse length
5. Execute  $\frac{3}{4}$  turn.
6. Walk.
7. Trot. Walk to exit.

Walk	.....
Trot	-----
Back	
Judge	<b>J</b>

# Western Horsemanship

Walk/Trot

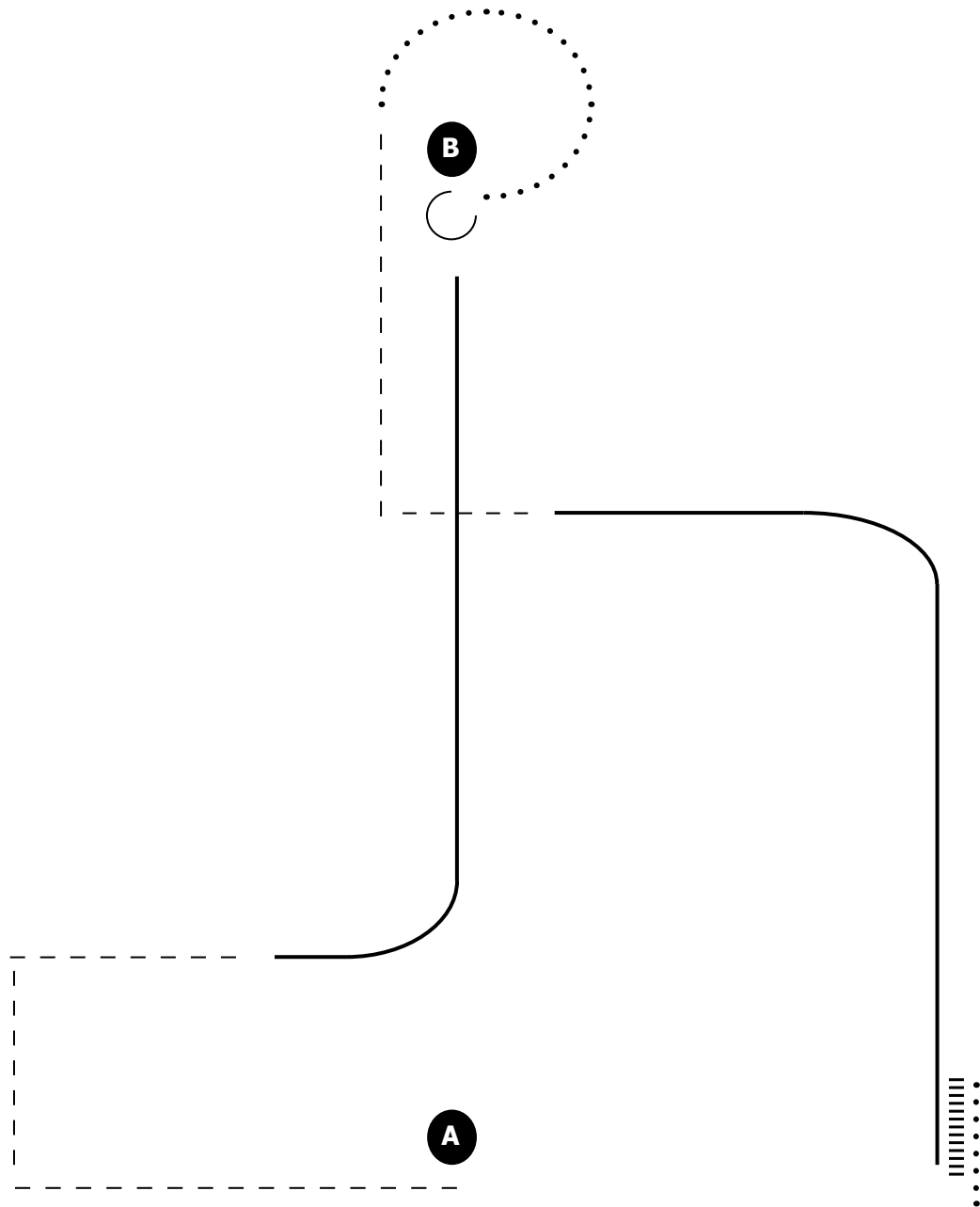


1. Start at A. Jog.
2. Extended jog.
3. Stop, execute  $\frac{1}{2}$  turn left on the haunches.
4. Walk.
5. Jog to exit.

Walk      .....  
Jog        - - - - -  
Ext. Jog    - - - - -  
Lope        \_\_\_\_\_  
Back        |||||

# Western Horsemanship

All classes except Walk/Trot

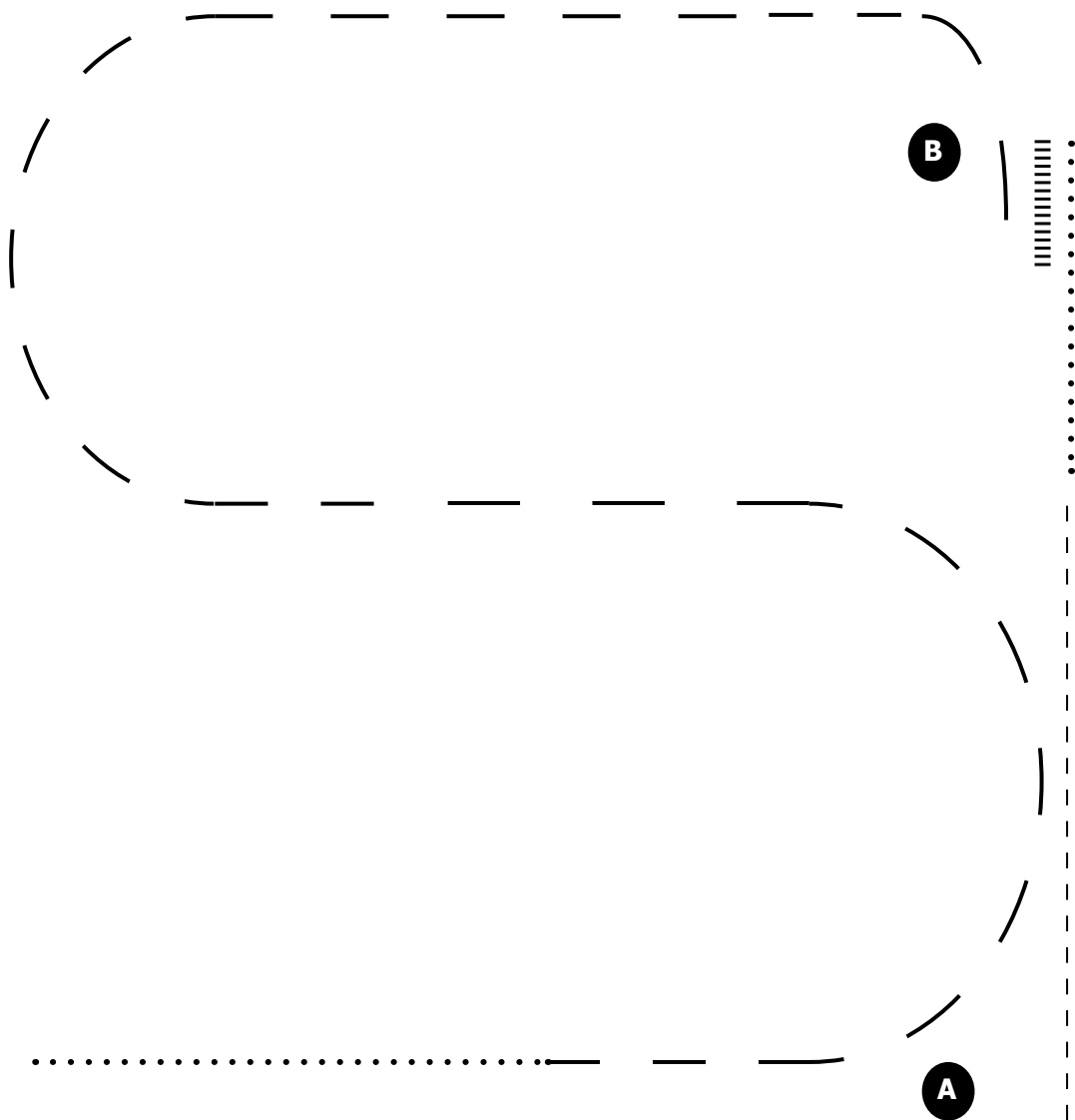


Walk	.....
Jog	-----
Ext. Jog	—— —
Lope	————
Back	

1. Start at A. Jog.
2. Lope, left lead, to B.
3. Stop, execute  $\frac{3}{4}$  turn left on the haunches.
4. Walk around B.
5. Jog.
6. Lope, right lead.
7. Stop, back one horse length. Walk to exit.

# Hunt Seat Equitation

Walk/Trot



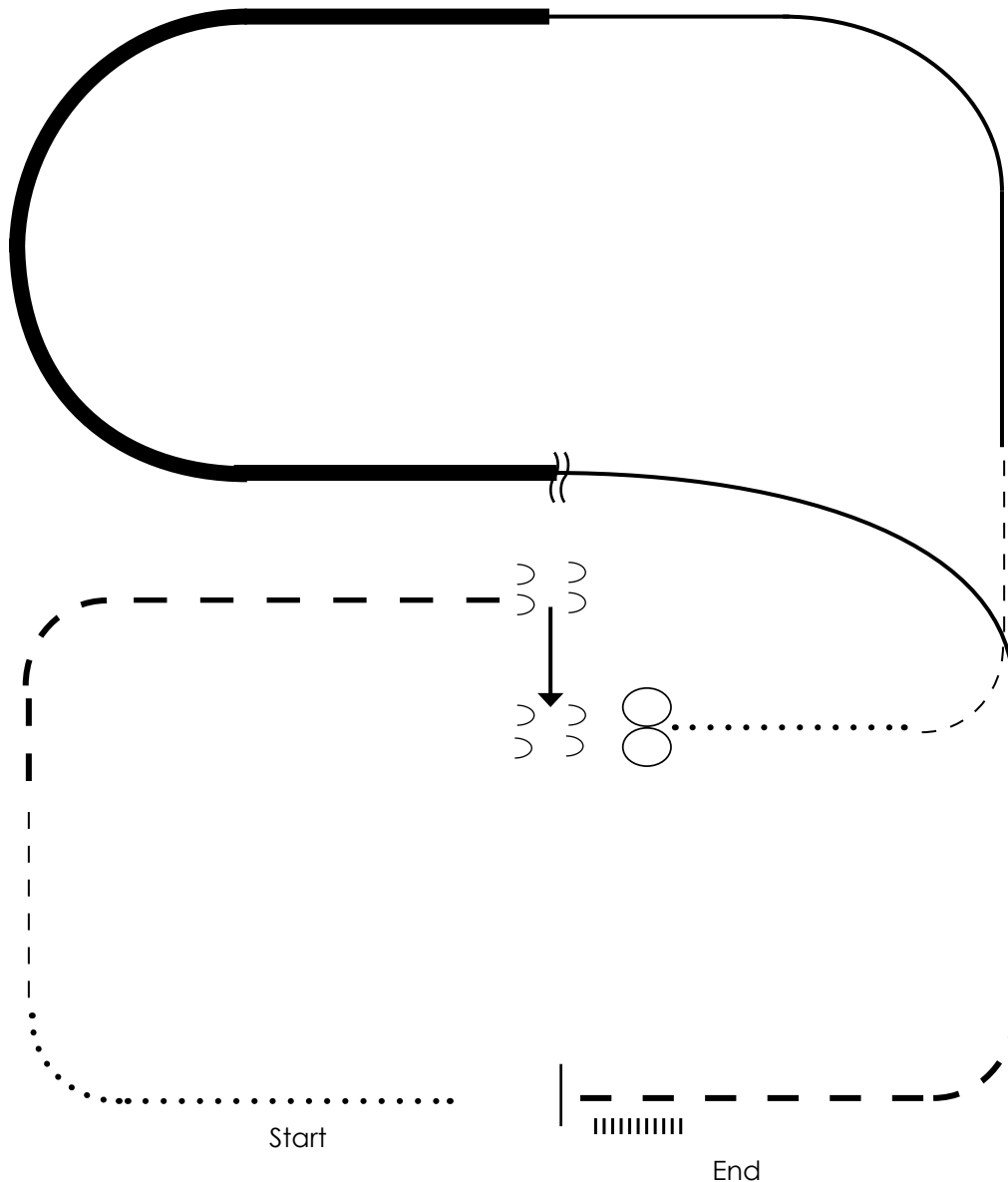
1. Start at A. Sitting trot.
2. Walk to B. Stop.
3. Back one horse length.
4. Trot, changing diagonals where appropriate.
5. Walk to exit.

Walk	.....
Sitting Trot	- - - -
Posting Trot	- - - -
Canter	————
Back	



# Ranch Riding

All Classes except Walk/Trot



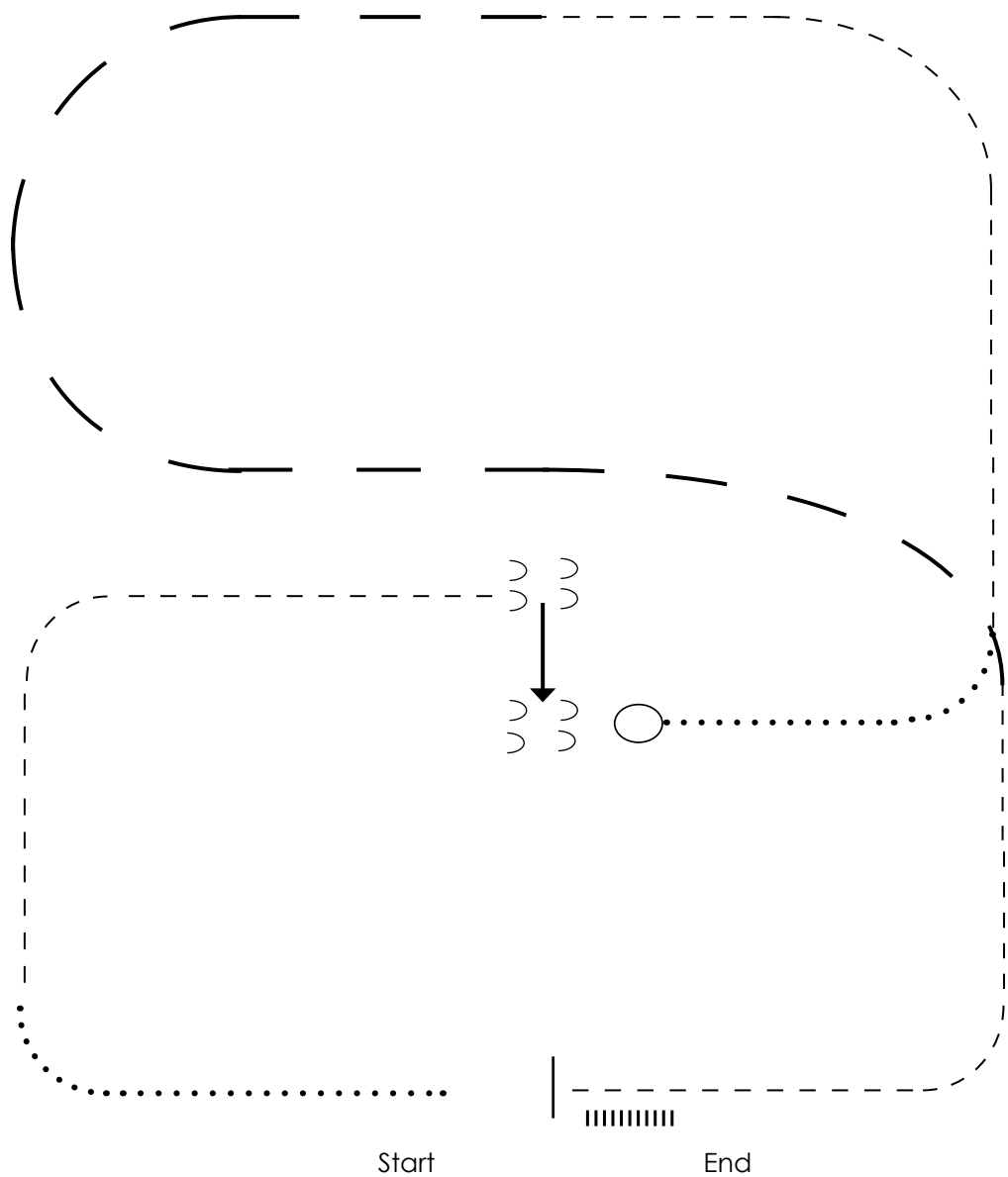
## AQHA Pattern 2

1. Walk to the left around corner of arena.
2. Trot
3. Extend alongside of the arena and around the corner to center.
4. Stop, side pass right
5. 360° turn each direction (either way 1st)
6. Walk
7. Trot
8. Lope, left lead
9. Extend the lope
10. Change leads (simple or flying)
11. Collect to lope
12. Extend trot
13. Stop and back

Walk	.....
Trot	- - - -
Ext. Trot	- - - -
Lope	————
Ext. Lope	————
Back	
Lead Change	}}

# Ranch Riding

## Walk Trot



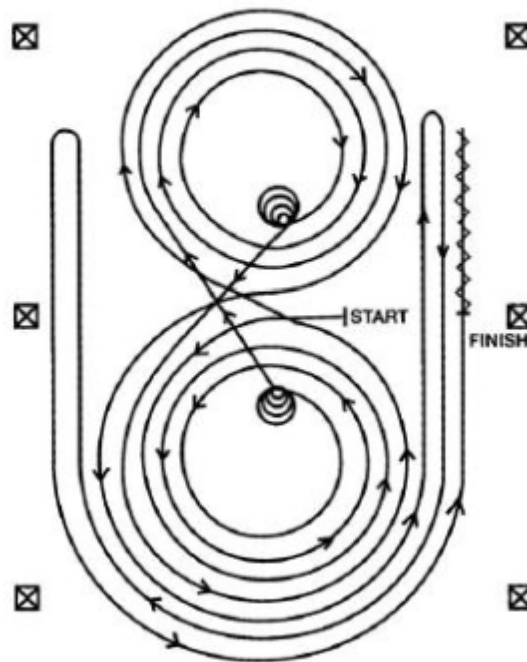
1. Walk to the left around corner of arena.
2. Trot
3. Stop, side pass right
4. 360° turn either direction
5. Wal
6. Trot
7. Extended trot
8. Trot
9. Stop and back



# Reining

All Classes

## NRHA 5



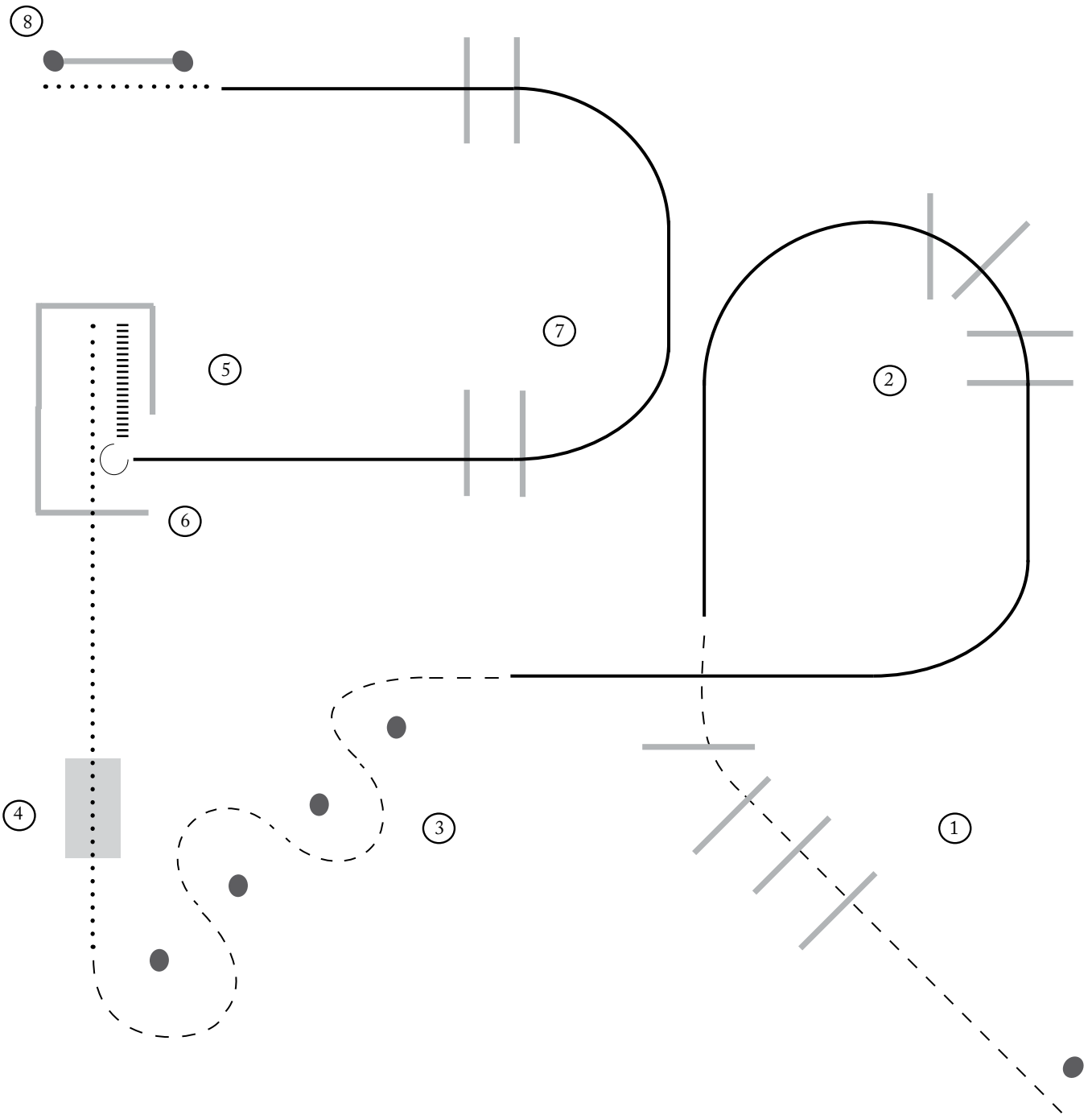
Horses may walk or trot to the center of arena.  
Horses must walk or stop prior to starting pattern.  
Beginning at the center of the arena facing the left wall or fence.

1. Beginning on the left lead, complete three circles to the left: the first two circles large and fast; the third circle small and slow. Stop at the center of the arena. Hesitate.
2. Complete four spins to the left. Hesitate.
3. Beginning on the right lead, complete three circles to the right: the first two circles large and fast; the third circle small and slow. Stop at the center of the arena. Hesitate.
4. Complete four spins to the right. Hesitate.
5. Beginning on the left lead, run a large fast circle to the left, change leads at the center of the arena, run a large fast circle to the right, and change leads at the center of the arena. (Figure 8)

6. Continue around previous circle to the left but do not close this circle. Run up the right side of the arena past the center marker and do a right rollback at least twenty feet (six meters) from the wall or fence – no hesitation.
7. Continue around previous circle but do not close this circle. Run up the left side of the arena past the center marker and do a left rollback at least twenty feet (six meters) from the wall or fence – no hesitation.
8. Continue back around previous circle but do not close this circle. Run up the right side of the arena past the center marker and do a sliding stop at least twenty feet (six meters) from the wall or fence. Back up at least ten feet (three meters). Hesitate to demonstrate completion of the pattern.

# Trail

all classes



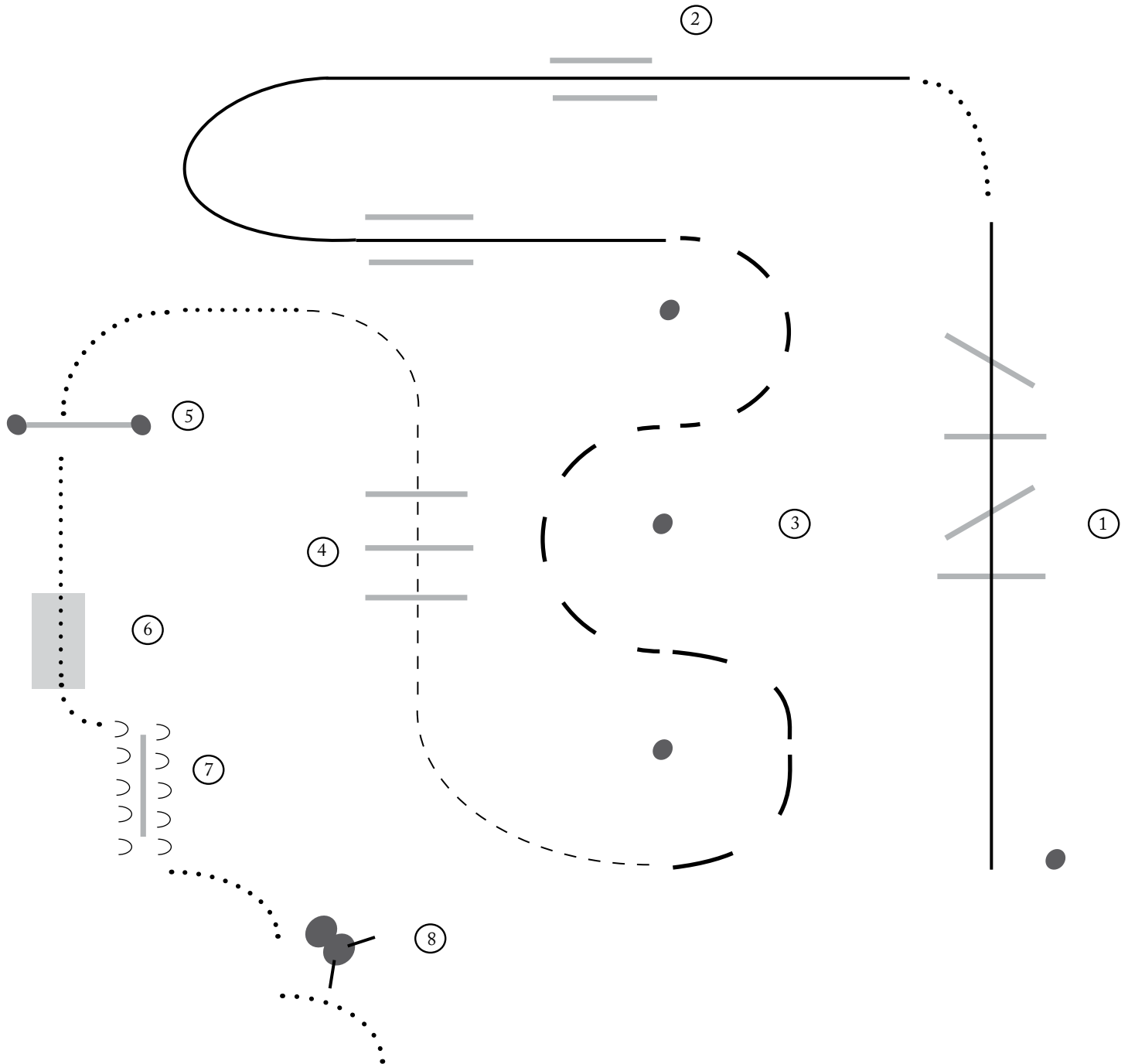
1. Jog over poles.
2. Lope, right lead, over poles.
3. Jog serpentine.
4. Walk bridge and into box.
5. Back.

6. Execute  $\frac{3}{4}$  turn left
7. Lope, left lead, over poles.
8. Walk to gate, work gate, right hand.  
Walk to exit.

Walk	.....
Jog	-----
Lope	—————
Back	
Sidepass	∩ ∩ ∩

# Ranch Trail

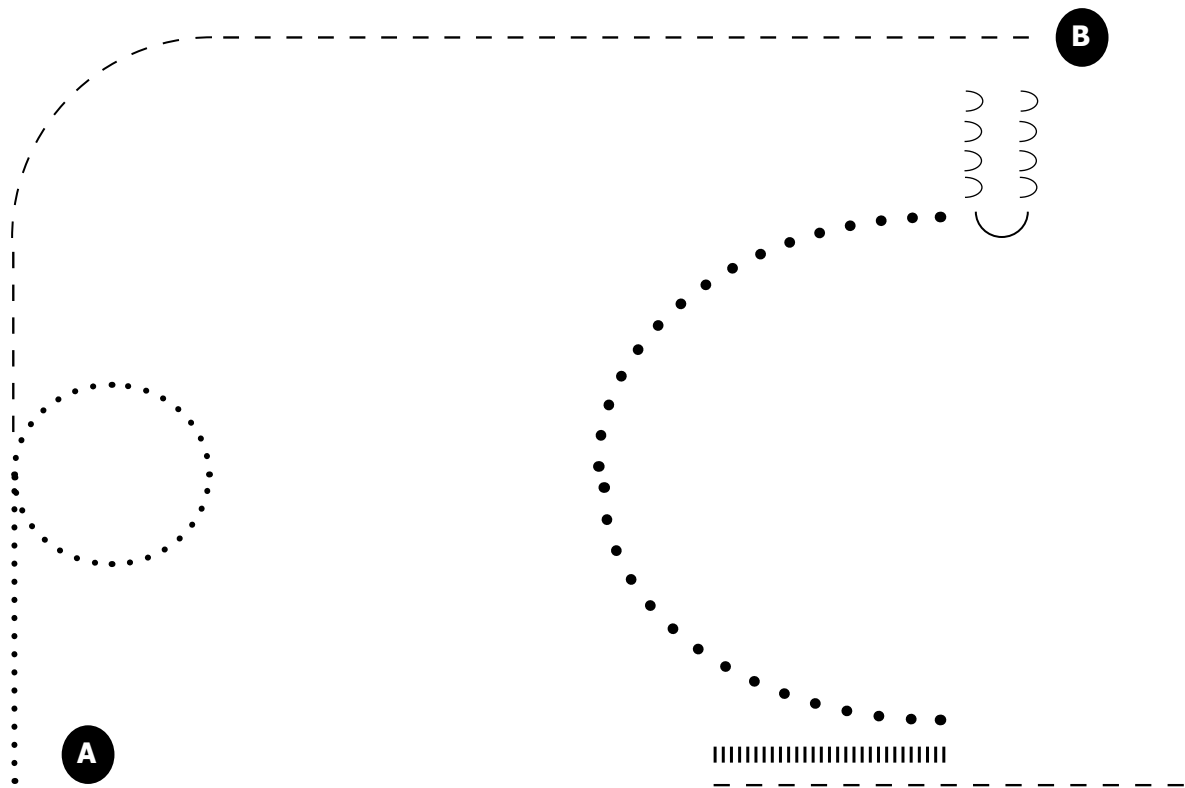
all classes



1. Lope, right lead, over poles, walk corner
2. Lope, left lead, through chutes
3. Extended trot serpentine
4. Jog over poles
5. Walk to gate, work gate, right hand.
6. Walk over bridge
7. Walk to pole, sidepass right
8. Walk to steer, throw rope, walk to exit

# Ranch Ground Handling

all classes



1. Start at A with horse on a long lead. Gather lead and walk forward
2. Walk small circle to the right.
3. Trot curve to B, stop.
4. Seniors(class 37) -Sidepass several strides  
Juniors(class 36)-do not sidepass
5. Execute  $\frac{1}{2}$  turn on the haunches
6. Extended walk half circle
7. Stop, back at least two horse lengths
8. Demonstrate lowering horse's head
9. Trot to exit