



SEPTEMBER 9-19, 2021



**2021 FIELD TRIP
GUIDE**

Attention Utah School Teachers

Start the school year with an unforgettable field trip to the 2021 Utah State Fair! Educators can enhance class curriculum through an educational experience that cannot be accomplished in the classroom setting. Classroom and Home Educators can create a unique self-guided experience by visiting specific exhibits and attractions that compliment your classroom curriculum. Groups can also sign up for a guided tour of specific exhibits (limited time slots available). The many educational activities and exhibits are outlined in this packet.

Field Trip Dates and Times

Every weekday:

Thursday & Friday, Sept. 9,10

Monday—Friday, Sept. 13-17

Entry from 9:00 AM to 1:00 PM

**School groups must enter the gates by 1:00 PM to receive discounted rate. Once on the grounds, groups can stay as long as they would like.*

Please note that all vendors, shopping, and the carnival will be closed until the regular Fair hours.

***School group admission rates are not offered on weekends*

Field Trip Admission Costs

- Students, teachers and chaperones pay only **\$1.00 each!*** (Admission will be waived for students unable to pay the \$1.00 admission charge.)
- We allow a ratio of one (1) teacher/chaperone to three (3) or more students. Additional teachers/chaperones must pay regular gate admission.
- School groups must pay with cash, one school check, money order or credit card in one transaction (no personal checks will be accepted). No pre-payments will be accepted.
- Please select one group representative to pay for all admission. Be prepared to provide the school name, address, phone number, number of students and number of chaperones paying the \$1.00 admission fee, and number of student admissions being waived.
- School groups should enter through Gate C (west of the Days of '47 Arena).

Experience includes:

- Gate Admission
- Free Bus parking
- Cross-Curricular Educational Opportunities (Science, Social Studies, Fine Arts, Health, Math and more).



Parking

- Parking is free to buses, marked school vehicles, and any chaperone vehicles immediately following the buses.
- Buses should park in the main lot (enter off 300 North or 1000 West).
- Any groups not entering with the buses or marked school vehicles must pay to park at \$10.00 per vehicle. Free street parking is available.

Trax

- TRAX operates from approximately 5:30 A.M. to 11:00 P.M. Monday thru Thursdays, until 1:00 A.M. on Fridays and Saturdays, and from 9:30 A.M. to 9:30 P.M. on Sundays.
- The Fairpark Station is on the Green Line.

Lunch Storage

- Schools are welcome to bring their own lunches onto the grounds.
- Lunch storage is available in the Administration Building. We are sorry but no refrigeration is available.
- If a lunch area is needed, picnic tables are located on the Center Mall and throughout the Fairpark. Grass areas may also be utilized as lunch areas.

Field Trip Checklist

Name Tags

Please make sure all students and chaperones are wearing tags with the school's name, teacher's name, and group leader's phone number clearly printed on them. (Group leader phone numbers are required in case of injury or lost child.)

We recommend you give your group members something that helps them be easily identifiable from a distance such as color coded name tags, bracelets or all wear one color of shirts.

Schedules

Check the Daily Schedule & Map for shows, events and activities happening during your visit (available on our website or pick up a printed copy on your way into the Fairpark)

If you are scheduled for a Barnyard Friends Tour, please be on time. If your group is more than 20 minutes late, it will be considered cancelled.

Be Prepared

Wear comfortable walking shoes, sunblock, and be prepared for inclement weather.

Bring water, it can get hot!



Where is it

First Aid Station

The First Aid Station is located on the north side Of the park inside the Guest Services Building,

Lost Child Center

Instruct students to find a security or police officer if they become separated from the class. Found children will be escorted to the Lost Child Center inside the Guest Services Building (See map).

Hand-Washing Facilities

These are located in the agriculture areas. All restrooms have lavatories. For your safety, the State Fair recommends that you and your students wash your hands ever time you exit an animal or midway area and before eating.

Restrooms and drinking fountains are marked on the map.

Call the Administration Office at 801-538-8400

Special thanks to the Utah State Fair
Education Sponsors





Utah Farm Bureau Federation's Barnyard Friends

Near the Barns


Barnyard Friends incorporates agriculture education and displays of baby farm animals. Kids will learn about the proper care of farm animals and the role each animal plays in production agriculture. Watch a chick hatch, see newborn baby lambs, goats, calves, piglets, and more!



Little Hands on the Farm

West Grounds

Little Hands on the Farm is an interactive simulated farm that includes interactive barns. Designed for ages 2-10, kids engage in the agricultural process as a farmer would. They will "harvest" products, do chores on the farm (ranging from collecting apples, to gathering eggs from the chicken coop, to planting a tomato or pepper seed and milking a cow). They then receive money for their work that they can use to buy food at the grocery store. It is the perfect environment for receiving the complete agricultural experience.



Survival of the Slowest

Heritage Building

Most people know why it's good to be bigger, stronger, and faster. But what about the other animals around the world? This exhibit looks at the counterintuitive adaptations for survival that have allowed the small, weak, and slow animals to outwit and outlast so many other species.



Beekeepers' Exhibit

Agriculture Building

Students can explore the observation hive and witness the inner workings and day-to-day activities within the hive without disrupting or irritating the bees. Here students can:

- Study honey bee colony structure and organization,
 - Watch comb building, honey production and storage,
 - Observe bee communication with the bee dance.
 - Identify the queen
 - See different honey bee castes and their duties within the hive
- The Wasatch Beekeepers will have an experienced beekeeper on duty to answer questions.



Wildlife Building

The Utah Division of Wildlife Resources is where you'll find live aquariums full of live Utah native fish, taxidermy waterfowl, upland game animals, and several unique, interactive displays. This year's educational display will be all about MIGRATION.

Knowledgeable Division staff will be there to help answer questions you have. They'll also have the latest guidebooks, fishing brochures and other materials to help locals navigate fishing, hunting and wildlife watching opportunities in the state of Utah.



Livestock Barns & Showring

Southwest Grounds

Visit the different livestock barns on your field trip. The types of animals being shown rotate throughout the 11 days of the fair and will include various breeds of cattle, goats, sheep, pigs and more. Find out which shows will occur while you are here by visiting the daily schedule on our website.

Daily Livestock Show – Classes can visit a livestock show and learn about how animals are judged in competition.



Agriculture/Horticulture/Floriculture

Agriculture Building—Sound Grounds

Visit the crops, vegetables and flower exhibits. Students might see vegetables that they like to eat, some that they don't, and possibly some they have never seen before! See the creations from people of all ages.

Kids up to 10 can enter their creations made of vegetables such as a vegetable person, animal or vehicle. There's even a Mr. Potato Head Contest, which features creatively decorated potatoes!


Students will also see beautiful fresh flower arrangements in many fun categories, including a new fairy garden theme! This is a great way for students to experience agriculture in Utah.



4-H Food and Clothing

Deseret Building

Visit the 4-H building to see what youth can learn through 4-H. 4-H members (kids in grades 3rd—12th grade) display their award winning projects from crafts to livestock, from writing to science. These winning entries have first won at county fairs to qualify for the State Fair.



Home Arts

Zion Building

Visit displays of colorful quilts, delicate fine linens, beautiful needlework, and much more in the Home Arts Building. Come browse the amazing and talented work of local Fair guests that includes baked goods, preserved foods, sewing, quilting, knitting and more. Plus, enjoy live demonstrations from talented artists.




Fine Arts

Bonneville Building

See the fine works of Utah's artists in mediums such as oil, acrylic, watercolor and graphic arts.

Students will also be able to witness a master at work and meet our "working artists" as they demonstrate their skill.

Check the daily schedule to see artists schedules.



Photography

Grand Building—Upper Level

Check out Utah's top photographers' prized work and discover what it takes to take home the blue ribbon!

See the talents of amateur and professional photographers, as well as the works of teens (13-17) and children (5-12). Other classes include Fine Art photography, Black and White, and even Cell Phone Photos!



Creative Arts & Butter Cow

Promontory Building

Browse the entries of the many talented Utah Artisans who have created works of art with leather, fabric, wood, metal, and much more.

Don't forget to visit the Butter Cow, sponsored by Dairy West while you are there! Sculpted from hundreds of pounds of butter, it's a moo-sterpiece!