

Table of Content

Contact Information.....	5
Important Dates & Changes.....	6
Swine Rules From The Fair Book.....	9
Swine Identification & 4-H Online.....	13
Fair Entry.....	33
Fair Check-in/Weigh-in.....	40
Show Day.....	46
Livestock Auction.....	51
Misc.....	54

Swine Book

Swine Exhibitor Important Information

Exhibitor Name: _____

Exhibitor Address: _____

Exhibitor Phone Number: _____

Address of where the hog is housed: _____

Premise Id Number: _____

Address of Pigs: _____

Premise Id # _____

Address of Pigs: _____

Premise Id # _____

Address of Pigs: _____

Premise Id # _____

Address of Pigs: _____

Premise Id # _____

Swine Superintendents

Mark Goodhue	515-979-2876
Hunter Kingsbury	515-333-1380
Matt McGinnis	515-480-5714
Joel Mosher	515-490-6176
Kim DeLay	515-681-7526

Warren County Extension

County 4-H Youth Coordinator

Sammy Hasper	515-961-6237
--------------	--------------

Warren County Fair Secretary

Jo Reynolds	515-961-6687
-------------	--------------

Important Dates and Changes

Important Dates

No Swine Tagging Day.

Exhibitors will be responsible for obtaining tags from Extension Office to tag their own pigs

- March 27 Mandatory Swine Exhibitor Meeting 9:30 AM @ Fairgrounds
- March 31 Mandatory Swine Exhibitor Meeting 6:00 PM @ Fairgrounds
- May 15 All Swine Identification Information MUST be in 4-H Online by 11:59 pm
- April 24 Swine Clinic at Warren County Fairgrounds 9:30 AM
- June 1 YQCA deadline
- June 21–26 Fair Entry Week – At Warren County Fairgrounds
Monday-Friday Noon – 7pm and Saturday 8 am – noon
- June 26 Warren County Produced (WCP) Papers due at Fair Sign Up
– deadline Saturday, June 26th at noon.
- June 26 Swine Clinic at Warren County Fairgrounds 9:30 AM
- July 12 Fair Clean Up
- July 19 Fair Clean Up
- July 27 All swine brought to the fair, vet inspected on the trailer, checked in, weighed in and stalled 6pm – 8pm
- July 28–Aug. 2 Warren County Fair
- July 29 Swine Meeting in the swine barn showing area 6 pm
- Aug. 1 Swine Show starting at 8 am beginning with Showmanship in the Big Show Ring
- Aug. 2 Swine Sale in the Big Show Ring

Sale Order for 2021

Chickens
Swine
Sheep
Goats
Market Beef
Pen of Three

New Changes

To the Swine Show and Auction

- There will **NOT** be a tagging day at the fair grounds for tagging and identifying the pigs. Each Exhibitor will be required to work with the Warren County Extension Office and make an appointment to check out the taggers, get and pay for the tags and tag your own pigs. The Warren County Swine Superintendents are willing to help anyone that needs help with the tagging of your pigs. Please watch the upcoming 4-H newsletter on the tagging and identification process.
- A photo **will be required** to be uploaded in the 4-H online identification process.
- Each swine exhibitor will be allowed to show a maximum of 6 pigs with no more than 2 pigs in any class.

Classes are as follows:

Market Pigs

Class No.

11. Individual Purebred Market Pig (barrows & gilts – show together)
21. Individual Barrow Crossbred Market Pig
22. Individual Gilt Crossbred Market Pig

Breeding Gilts

Class No.

0. Purebred Breeding Gilt
10. Crossbred Breeding Gilt

- At Fair Sign up, exhibitor will sign up pigs by Division, Department, Class Number and Tag # of the Pig.
- Fair entries cost are per pig/class.
- Each swine exhibitor will be allowed to sell a **maximum of 3 market pigs** at the auction.
- Pigs must have been shown in the Swine Show to be eligible to sell
- There will **NO LONGER** be a Pen of Three class for swine at the Warren County Fair.
- All pigs will be brought to the fair, vet inspected on the trailer, checked in and weighed in on Tuesday, July 27, 2021 from 6-8 pm. – Please be patient with us as we get everyone through this process and stalled.
- All pigs must weigh between 210 – 310 pounds or they will **NOT** be able to show and will leave the fairgrounds on Tuesday evening.
- Each Exhibitor should be prepared to pen 3 pigs per pen.
- Warren County Produced (WCP) class winners will be represented in the final drive of their respected division.
 - You will be given a yellow card with your pig's tag # that will represent in the final drive
- The Swine Show and Auction will be held in the main big show ring.
 - This will require all pigs to be able to walk to the show ring and back for the show and the auction.
 - There will be some educational workshops/clinics available to you, to help you with this process before the fair.
 - **Swine Clinics to be held on April 24th and June 26th - 9:30 at the Fairgrounds-big showing**
- Public Perception is important. People are watching you.

Swine Rules
From the Fair Book

4-H and FFA Swine - Dept. 109

*Superintendents: Mark Goodbue, Hunter Kingsbury,
Matt McGinnis, Joel Mosher, Kim DeLay*

No tagging day. Exhibitors will be responsible for obtaining tags from extension office to tag their own pigs. Enter info into 4-H online by May 15th. Superintendents will help with tagging if needed.

If a pig loses a tag: re-tagging procedure will apply. Please contact the Extension Office for further details.

MEETING on Thursday night at 6 p.m. in Barn.

Please read the "General Rules and Regulations" and Rules for Livestock.

General Swine Rules:

To be eligible for exhibition in Market Swine Show, market pigs must weigh at least 210-310 pounds at the time of weigh-ins. All pigs, Market and Breeding, will be weighed only once, unless there is an obvious mechanical problem with the scale. The weigh-in weight will also be the official sale weight.

Pigs must have been farrowed on or after January 1st of current year.

Due to the limited number of pens available and the amount of pigs entered, the following rules must be followed:

1. Each exhibitor will be allowed to show a maximum of 6 pigs, which can be any combination of crossbred or purebred market or breeding animal.
2. Each exhibitor should be prepared to pen 3 pigs per pen.
3. The swine superintendents will have the right to reallocate pens among exhibitors if there are pens that are not being utilized by exhibitors to the extent of three pigs per pen. The number of pens that each exhibitor is assigned will be at the discretion of the Swine Superintendents.

4-H and FFA Market Swine

The buyers of the market hogs strongly encourage a voluntary 14-day withdrawal of any drug that has a withdrawal time limit.

Superintendents will have final approval and can dismiss hogs from fair and/or sale.

Non-Terminal show animals that are not going through the sales must be designated within an hour of show being completed. Exhibitor needs to tell Superintendents where hog is going after it leaves Fairgrounds. Those animals that are not going to be in the sale will be released at 9:00 p.m. Sunday night. Animals must be removed by 6:00 a.m. Monday morning if not going through sale.

Each exhibitor may exhibit a total of 6 pigs of any combination in the Crossbred Market Divisions or Purebred Market Division, or Breeding Gilts. These pigs may be barrows or gilts or any combination of each. If entries exceed the capacity of the swine facility, the number of pigs each exhibitor may be adjusted accordingly.

A maximum of (6) pigs may be show by each exhibitor. These can be any combination with a maximum of 2 pigs in any class.

Scale tickets will not leave the scale area.

County Fair Weigh-In/Check-In:

Check-in/weigh-in for all pigs will be Tuesday of the County Fair starting at 6:00 p.m. to 8:00 p.m. Hogs will be vet checked before leaving trailer. Hogs will be weighed after vet inspection and penned. Vet Inspection form must be turned in at the scale.

1. Superintendent will verify ear notch tag and photo with 4-H Online. Uploading photos of ear notch/tag is required in 4-H Online for all hogs.
2. Photo, tag and ear notch must match swine that was entered in 4-H Online before May 15th of current year. Pigs will not cross scale until paperwork is complete and submitted: Drug affidavit and original purebred registration forms, and scale ticket filled out. If

no purebred papers are present, the pig can show down to crossbred. Registration papers must be in their original paper form and in the family name or the youth's name.

3. Any discrepancies between the pigs ear notch/tag/photo and 4-H Online information at weigh-in will result in disqualification. Your pig will be marked with livestock paint and walked through the scale, IT WILL NOT BE WEIGHED. The animal will go home by Tuesday night.

The Market Pigs, will be divided by weight into approximately equal classes.

Fair entries will be made by number of pigs and by entering department division class with ear tag number for each possible entry. A Breeding Gilt entry must designate specific gilt and tag.

All Market division swine weighing 210-310 pounds can be sold at the auction and sent directly to a slaughter establishment from the exhibition. No pigs can be sold in the Auction that have not been exhibited.

There shall be no coloring agents or powder used on hogs while at the fair. The use of either is strictly prohibited. Pigs found in violation will not be shown or sold.

Quarantined animals or animals from quarantined herds cannot be exhibited.

HF556 also say that the sponsor of the exhibition will need to submit a report to the IDALS (Iowa Dept. of Ag and Land Stewardship) on a form developed by IDALS stating where swine came from and where they will return after exhibition so that is some additional responsibility for fair board, Swine superintendents, fair vet, etc.

Warren County Produced Eligibility Statement (copies available from fair secretary): Animals must be born, produced and raised in Warren County. Producer must be a Resident of Warren County. Animal must be purchased directly from Warren County Producers. Form must be completed and turned in at Fair Entry Week.

All Warren County Fair 4-H and FFA Exhibitors will wear the official Warren County Fair exhibitor t-shirt tucked in, and in its original form while exhibiting (Exception-horse exhibitors).

Premiums:

1st: \$7 * 2nd: \$5 * 3rd: \$3 * 4th: \$2 * 5th: \$1

Purebred Market Pigs

Registration papers are required for purebred animals in the original physical paper form. If no purebred papers are present at the time of weigh-in, the pig can show if properly entered down to crossbred. Registration papers are required prior to weighing. The original purebred papers MUST be in the family name or youth name - NOT the breeder name.

Pigs may be either barrows or gilts. The Purebred Registration Numbers are to be recorded on 4-H Online by May 15th.

Division 300: Purebred

Class No.

11 Individual Purebred Market Pig

Awards:

Champion Purebred Market Pig Banner
Reserve Champion Purebred Market Pig.....Banner
WCP Champion Purebred Market Pig..... Banner
WCP Reserve Champion Purebred Market Pig..... Banner

Crossbred Market Pig

Pigs may be either barrows or gilts

Division 303: Crossbred

Class No.

21 Individual Barrow Crossbred Market Pig

22 Individual Gilt Crossbred Market Pig

Awards:

Champion Crossbred Gilt	Banner
Reserve Champion Crossbred Gilt.....	Banner
WCP Champion Crossbred Gilt	Banner
WCP Reserve Champion Crossbred Gilt	Banner
Champion Crossbred Barrow.....	Banner
Reserve Champion Crossbred Barrow	Banner
WCP Crossbred Champion Barrow	Banner
WCP Reserve Champion Crossbred Barrow	Banner

Champions of Division. 300 & 303 will compete for:

Grand Champion Market Pig

Grand Champion Market Pig.....	Banner
Reserve Grand Champion Market Pig.....	Banner
WCP Grand Champion Market Pig.....	Banner
WCP Reserve Grand Champion Market Pig	Banner

Warren County Produced:

1. Warren County Produced class winners will be represented in the final drive of their respected division.

4-H and FFA Swine Showmanship

Swine Showmanship

(No entry fee required)

1. Showmanship classes are limited to currently enrolled 4-H & FFA members.
2. Showmanship classes will be held at the beginning of the Swine Show.
3. All Swine Exhibitors are eligible to enter Swine showmanship classes.
4. Exhibitors must use their own animal that will be exhibited during the Swine show that day.
5. All Showmanship exhibitors must wear their respective 4-H or FFA show shirts.
6. Exhibitors are eligible to enter the classes by bringing their eligible animal to the Swine Show staging area when the grades are announced.
7. Divisions are based on school classes on September 1 of the previous calendar year.
8. Divisions are:
 - a. Junior: Grades 4-6
 - b. Intermediate: Grades 7-9
 - c. Senior: Grades 10-12
 - d. Master Swine Showmanship: previous division showmanship winners only.
9. A Champion and Reserve Champion will be named in each division.
 - a. Ribbons, Trophies, and Plaques will be awarded as available.
10. An Exhibitor may compete within each age division more than once. However, an exhibitor who wins a division (Jr., Int., Sr.) will not be eligible until they reach the next age division, but can show in the master swine showmanship class. Exhibitor may show in one showmanship ONLY.
11. An Exhibitor may compete in any, and all, Showmanship classes, i.e., Beef, Swine, Sheep, Dairy, Horses, Goats, etc., in which they have exhibited an eligible animal during the current fair, and meet all other requirements of that division.

4-H and FFA Breeding Gilts - Dept. 110

*Superintendents: Mark Goodbue, Hunter Kingsbury,
Matt McGinnis, Joel Mosher, Kim DeLay*

Division 310: Breeding Gilt

Class 0 = Purebred

Class 10 = Crossbred

Registration papers are required for Purebred Gilts in the original physical paper form. If no purebred papers are present at the time of weigh in, the pig can show down to crossbred. The original purebred papers must be in the family name or youth name - NOT the breeder name.

Exhibitor will receive the carbon copy of their scale ticket at weigh in.

County Fair Weigh-In/Check-In:

Weigh-in will be Tuesday 6:00 p.m. to 8:00 p.m.

1. Superintendent will verify ear notch and photo tag with 4-H Online. Uploading photos of ear notch/tag is required in 4-H Online for all hogs.
2. Tag and ear notch and photo must match swine that was entered in 4-H Online before May 15th of current year. Pigs will not cross scale until paperwork is complete and submitted: Drug affidavit original purebred registration forms and scale tickets filled out. If no purebred papers are present, the pig can show down to crossbred. Registration papers must be in the original paper form and in the family name or the youth's name.
3. Any discrepancies between the pigs ear notch/tag and 4-H Online information at weigh-in will result in disqualification. Your pig will be marked with livestock paint and walked through the scale, IT WILL NOT BE WEIGHED. The animal will go home by Tuesday night.

All breeding gilts must be weighed and ear tagged.

Breeding gilts will be judged on conformation, soundness, and maternal traits that indicated long-lived productive sows.

A maximum of 6 pigs may be shown by each exhibitor. These can be any combination with a max 2 pigs in each class.

Quarantined animals or animals from quarantined herds cannot be exhibited.

Swine must be inspected before leaving trailer weighed and penned.

Breeding gilts will NOT be sold in the Market Pig Auction. They may be taken home, moved to a purchasers herd, or taken to slaughter by the exhibitor. Must follow quarantine guidelines.

The superintendents need to know where those Breeding Gilts are being taken after they leave the fairgrounds. Designate within 1 hour of show completing.

Breeding classes divided by weight. Enter by department, division, class and ear tag number. Classes will be split by weight.

Exhibitor must have signed up for Breeding Gilt class at Fair Entry time. Breeding or Market designation will be stated at fair weigh-in with the Superintendents. See Market Swine for procedure. How even gilts must be signed up under both a Market and Breeding gilt at fair entry time to be able to make a division designation at fair weigh-in.

There shall be no coloring agents or powder used on hogs while at the fair. The use of either is strictly prohibited. Pigs found in violation will not be shown.

HF556 also say that the sponsor of the exhibition will need to submit a report to the IDALS (Iowa Dept. of Ag and Land Stewardship) on a form developed by IDALS stating where swine came from and where they will return after exhibition so that is some additional responsibility for fair board, Swine superintendents, fair vet, etc.

Breeding gilts may only show in one division. (cannot show same pig in Market Division).

First place class winners will show for Champion Crossbred or Champion Purebred. Grand Champion and Reserve Grand will be selected.

Breeding gilts will be dismissed from the fair at 9:00 p.m. on Sunday evening and must be removed by 6:00 a.m. Monday morning.

All Warren Country Fair 4-H and FFA Exhibitors will wear the official Warren County Fair exhibitor t-shirt tucked in and in its original form while exhibiting. (Exception-horse exhibitors)

A double entry fee will be charged for any changes made after entry week (the week following entry week).

Awards:

Champion Purebred Breeding Gilt
Reserve Champion Purebred Breeding Gilt
WCP Champion Purebred Gilt
WCP Reserve Champion Purebred Gilt
Champion Crossbred Breeding Gilt
Reserve Champion Crossbred Breeding Gilt
WCP Champion Crossbred Breeding Gilt
WCP Reserve Champion Crossbred Breeding Gilt
Grand Champion Breeding Gilt
Reserve Grand Champion Breeding Gilt
WCP Grand Champion Breeding Gilt
WCP Reserve Grand Champion Breeding Gilt

Swine Identification

4-H Online

Swine Identification

Swine will be required to have the following:

Showing at the Warren County Fair:

- A USDA tag
- Ear Notches
- Photo of Ear Notches
- **Additionally, if going to the Iowa State Fair, a DNA tag/punch is required.**
- Photos that need to be uploaded in 4-H Online and tagging are the responsibility of the 4-H families/exhibitor.
- Address and Premise Id of where the Pig is kept needs to be entered in 4-H online

A guide has been uploaded to the 4-H website that will be helpful in ensuring you have the correct/complete information required.

<https://www.extension.iastate.edu/warren/content/livestock>

The Tagging kits are available at the Extension Office and will be available for pick up. They will need to be returned within 48 hours after you pick the kit up.

USDA tags are \$2 each and DNA tags are \$8 each. Tags needs to be paid for when picked up.

To request a tagging kit, please reserve your time on this JotFrom: 2021 Swine Tagging Kits (jotform.com). You will be able to reserve a time on either a Monday or Thursday. You will pick up the kit from the Warren County Extension Office at your registered time. We ask that you return the kit within 48 hours to ensure turnaround time for the next appointment. If you have any questions regarding scheduling please call our office at 515-961-6237.

If you need help in tagging your pigs, please contact the Extension Office or a Swine Superintendent, as we would be happy to assist you.

If a Pig loses a tag: re-tagging procedures will apply.

Re-tag Form and Procedure

If your pig loses a 4-H or DNA tag, a Warren County Fair Superintendent must be present at the time of a re-tag to witness, reinstall the tag, and obtain signatures on a triplicate form with one copy going to the Extension Office, one copy to the Fair Office, and one copy to the Exhibitor.



Warren County Fair Market Animal Re-Tag Form

For an animal to be eligible for the Warren County Fair after losing a 4-H tag after weigh-in, the following will apply:

A Warren County Fair Superintendent of the respective species must be present at the time of a re-tag to witness, reinstall tag, and obtain signatures on a triplicate form with one copy going to the Extension Office, one copy to the Fair Office, and one copy to the Exhibitor.


I, _____, (superintendent) replaced original tag number _____
color _____, with new tag number _____ color _____, on _____ (date).

Exhibitor signature _____

Superintendent signature _____

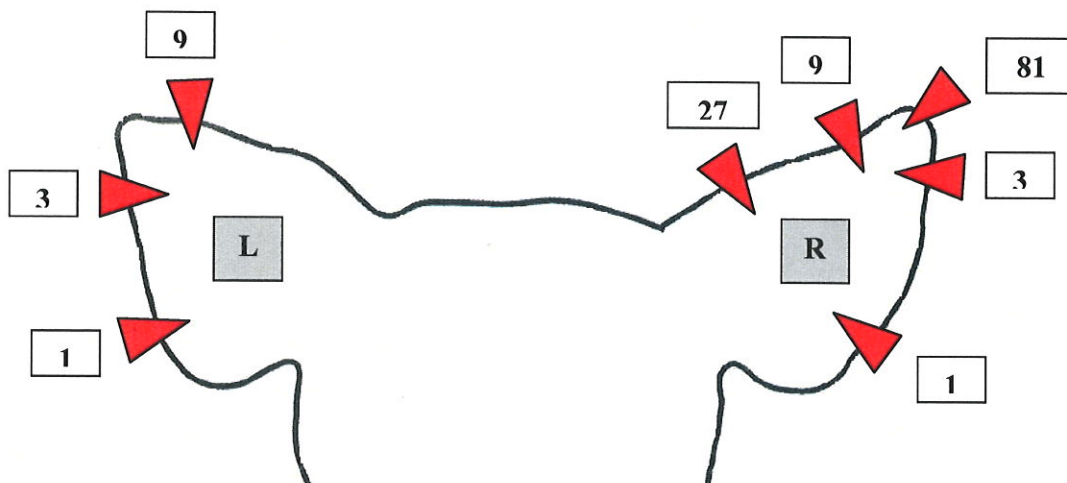
Extension signature _____

Assigned value for each notch in the five locations (Universal Ear Notching System)



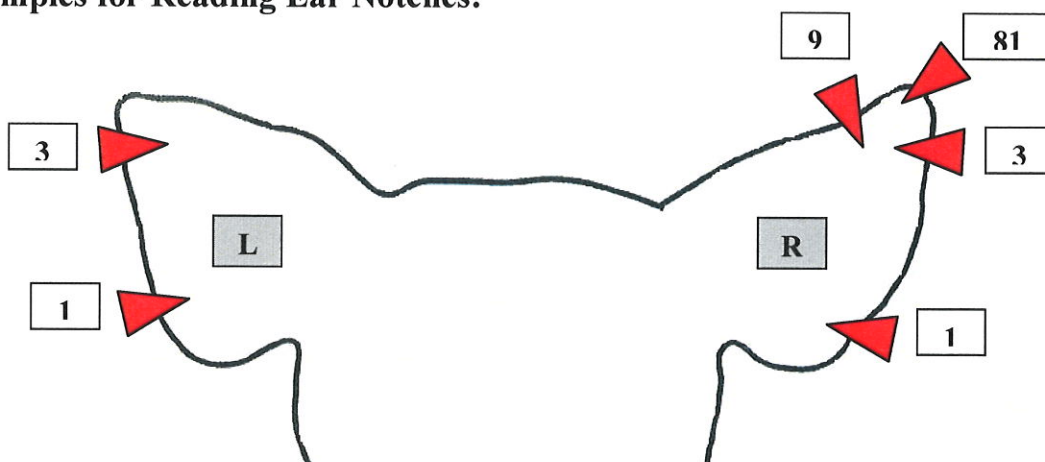
Right Ear
Litter
Number

Left Ear
Pig
Number



The easiest method of reading ear notches is looking down on the pig's head from behind the ears. The right ear will be on your right side while the left ear will be on your left side. This method helps avoid mixing up the pig's right and left ear.

Examples for Reading Ear Notches:



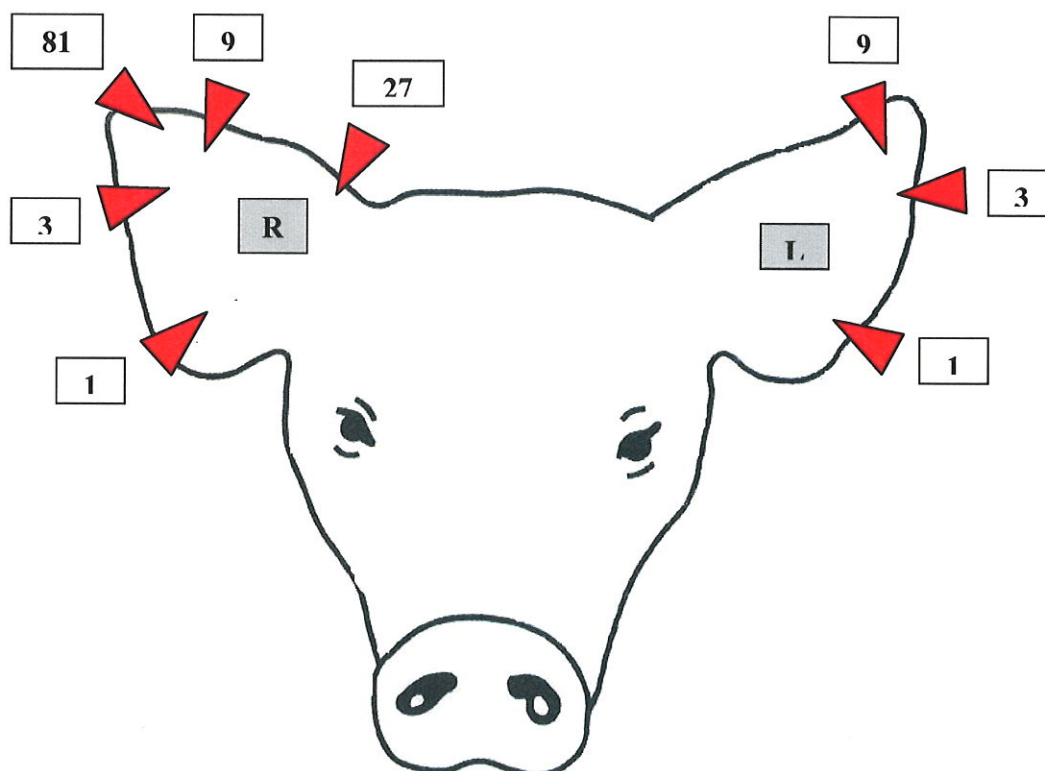
94-4

Right Ear ($81 + 9 + 3 + 1 = 94$)

Left Ear ($3 + 1 = 4$)

Ear Notches

Ear notching is done on new born baby pigs for the purpose of identification. The pig's right ear is used for the litter number. All pigs in the same litter should have the same ear notch in the right ear. The pig's left ear is used to show individual identification for each pig in the litter. Every pig in the litter will have a different notch number in the left ear. Ear notches are read with the litter number (right ear) first followed by the individual identification number (left ear) read second.




The standard ear notch system will consist of a standard set of numbers and notches located in specific areas. Standard notches in the pig's right ear are the 1 notch located on the bottom of the ear near the pig's head. Meanwhile the 3 notch is located on the side of the ear close to the tip. The 9 is located on the outer half of the top of the ear while the 27 notch is located closest to the head on the top of the ear. The largest notch number is the 81 notch which is located at the tip of the ear. Any combination of the standard notches can occur with no more than two notches of any one number. For example $3 + 3 = 6$ and you never see $3 + 3 + 3 = 9$. This does not exist and neither does $81 + 81$. There is only one tip on an ear, so there can only be one 81 notch. The right ear has a maximum number of 161 ($81 + 27 + 27 + 9 + 9 + 3 + 3 + 1 + 1 = 161$)

Standard notches on the pig's left ear are the 1 notch located on the bottom of the ear near the pig's head. Meanwhile the 3 notch is located on the side of the ear close to the tip. The 9 is located on the outer half of the top of the ear. The maximum number of the left ear is 26 ($9 + 9 + 3 + 3 + 1 + 1 = 26$). Yet, it is highly unlikely you would have 26 pigs born in a litter.

Part 1.1: Principles of the System

**The Pig's
Right Ear is
the Litter Ear**

**The Pig's
Left Ear is the
Individual Ear**

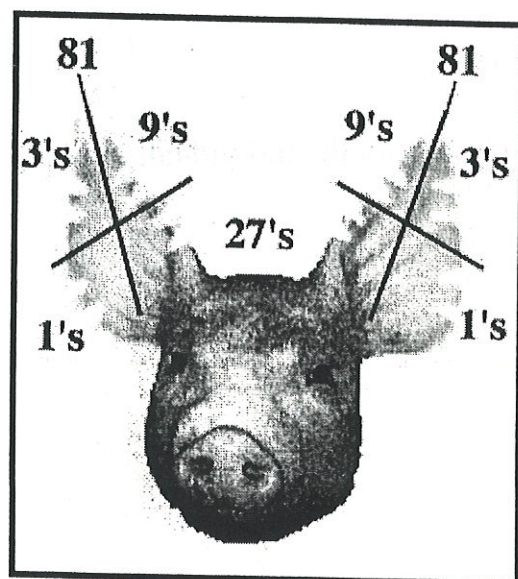


When referring to right and left on a pig, we do so from the pig's perspective. Therefore the pig's right and left are the same as yours if you are standing in back of the pig, and right and left seem reversed if you face the pig (as in the picture to the left).

The pig's right ear is called the litter ear. It is similar to a last name. When a sow has a litter, all pigs in the litter receive identical notches on the right ear. Just like children in the same family have a common last name.

The left ear in pigs is like the first name for humans, every pig in the litter gets his own unique notch in the left ear.

Instead of names though, pigs are identified by numbers. The number scheme is illustrated below.



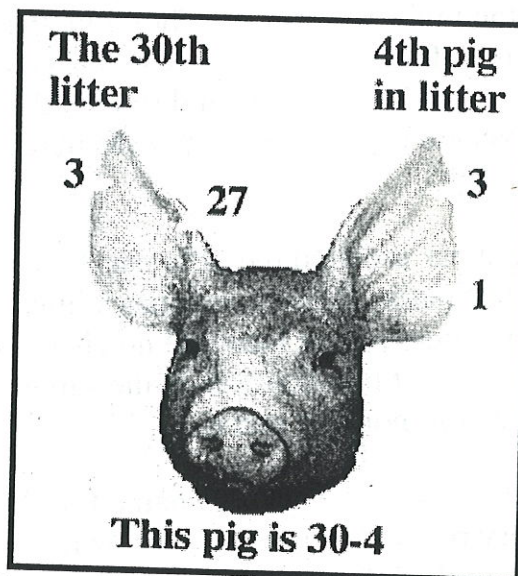
Here to the left we see the relative quadrants of the ear: the 1, 3, 9, 27 quadrants, and an 81 may be notched at the very tip of the ear.

As you can see, two notches are allowed in each quadrant. All numbers in the right ear are added to make the litter number. All the numbers in the left ear are added to identify the individual pig within that litter.

With this system every number from 1 through 161 can be created on each ear.

Part 1.2: Some examples

Now lets look at some notching examples.




This is the 30-4 pig.

On his right ear there are two notches: one in the 27 position, and one in the three position. Add them together and we find he is part of the #30 litter.


On the left ear a three and a one notch have been made. $3 + 1 = 4$ so he was the fourth pig in the litter.

His notch is 30-4. If we search the rest of the herd, we know that any pigs with 30 in their litter (right) ear are this pig's littermates (siblings). For example the 30-7 pig would be a littermate.



Here we have the 82-9 boar.

The litter ear adds up to 82 and the individual, or pig ear, is obviously 9.



Now here's where things get a little tricky. This is the 171-1 pig.

With what we've learned so far, the highest possible litter number was 161. The highest possible litter number here is 242. Since having 81 pigs in one litter is impossible, the 81 notch on the left ear is added as part of the litter number.

One rule though, the 81 on the right ear must be used before the eighty one on the left ear. Thus, only pigs in litters 162 thru 242 will have the 81 position on the left ear notched.

So the litter is $81+81+9 = 171$

And the individual is 1.

This is 171-1.

Some common questions:

What happens after I farrow 242 litters?

What's the deal with carrying over 81, and why not 27 too while you're at it?

Can I use ear tags and notches together?

What if I have purebreds of different breeds?

Click the right sow to move on to the interactive quiz.



Premise Id Number

Why do we need this Premise Id Number and the address of where the pig is housed to be entered into 4-H online?

As Swine Superintendents, we are **required** by the Iowa Department of Agriculture and Land Stewardship (IDAHLS) to report information about the exhibitor and the pigs that show at our Exhibition. We are required to report the Exhibitor's Name, Address, and phone number. **We are also required to report the tag # and the address of where the pig is housed.** At this time, we are not required to report the premise id of where the pig is housed, but it could be required in the future. We also must report the name and address of where each pig went after the sale. This is a lot of information to gather, so with your help of filling in the address of where the pig is housed and premise id in 4-H online, it will help us to fill out this report after the show is complete.

Swine exhibition report required. The sponsor of the swine exhibition shall electronically submit to the department the approved report form within five business days after the conclusion of the exhibition. The form includes the name of the exhibition and the address and telephone number of its location; the name, address, and telephone number of the veterinarian; the date that the exhibition occurred; the name, address and telephone number of the owner of the swine; and the address and telephone number of the premises from which the swine came from and was moved to after the exhibition if such premises is a different premise.

How to Obtain a Premises Identification Number (PIN) or Location Identifier (LID) - State Specific Information:

Last Modified: Oct 6, 2020

[Print](#)

A premises identification number (PIN) or location identifier (LID) is a unique code that is permanently assigned to a single physical location. PIN or LID registration is administered by each State and allows animal health officials to quickly and precisely identify where animals are located in the event of an animal health or food safety emergency. A PIN or LID is required to purchase official animal identification tags.

Click on a State to learn more about how to obtain a PIN or LID in that State:

<https://iowaagriculture.gov/animal-industry-bureau/animal-disease-traceability>

Identification Number Application

Once you have registered your premises you will receive a premise id card along with a letter from our office with a user id and password to access your account online or you may contact our office. Certain information in your account can be modified as your account and premises may change over time. We recommend that you provide updates to your account to keep information as current as possible. Some changes, such as status, sale, or transfer of premises, can only be made by IDALS; you will need to notify us when these changes occur.

Premise Id Application - online

Iowa Department of Agriculture and Land
Stewardship
Wallace State Office Building
502 E 9th St.
Des Moines, Iowa 50319

For IDALS Use Only

Date received and by: _____ Date: _____ By: _____

Premises ID No: _____

Premises Identification Number Application (Print Legibly)

Business/Farm Account Information

Business/Farm Name: _____

Primary Contact: _____
(Landlord) Last First M.I.

Secondary Contact: _____
(Lessee, if applicable) Last First M.I.

Business/Farm Mailing Address: _____
911 Street Address

City State Zip Code County

For contact numbers check box for preferred method of contact

Business Phone: _____ P ☐ Fax Number: _____ P ☐

Cell Phone: _____ P ☐ E-mail Address: _____ P ☐

Home Phone: _____ P ☐ Other (describe): _____ P ☐

Signature eSignature Required

Date: _____

Business Type (Check one)

☐ Individual ☐ Partnership ☐ Incorporated ☐ Non-Profit Organization ☐ LLC ☐ LLP

Operation Type (Check all that apply)

☐ Producer Unit/Farm ☐ Exhibition, Zoo ☐ Market/Collection Point ☐ Port of Entry
☐ Tagging site ☐ Veterinary Clinic ☐ Non-producer Participant ☐ Quarantine Facility
☐ Slaughter Plant ☐ Rendering ☐ Laboratory/Research ☐ Semen Collection/Embryo Transfer

Premises Information

Primary location where livestock resides, **if more than one location and animals are managed separately, apply for multiple premises ID's on additional forms**

Premises Address: Check ☐ if same address as above, **OR** list different address below

911 Street Address

City State Zip County

Premises Name/Description: _____ (ex. "home place" or "feed yard")

Premises Type (Check all that apply)

☐ Producer Unit/Farm ☐ Exhibition, Zoo ☐ Market/Collection Point ☐ Port of Entry
☐ Tagging site ☐ Veterinary Clinic ☐ Non-producer Participant ☐ Quarantine Facility
☐ Slaughter Plant ☐ Rendering ☐ Laboratory/Research ☐ Semen Collection/Embryo Transfer

Species at Premises (Check all that apply)

☐ **Bison and/or Cattle:** ☐ Cow/Calf ☐ Dairy ☐ Feedlot ☐ Seedstock
☐ **Swine:** ☐ Boar Stud ☐ Farrow ☐ Farrow/Finish ☐ Finish ☐ Nursery ☐ Seedstock
☐ **Poultry:** ☐ Chickens ☐ Ducks ☐ Geese ☐ Guineaas ☐ Pheasants ☐ Quail ☐ Turkeys ☐ Other
☐ **Goats:** ☐ Dairy ☐ Meat ☐ Other (list): _____
☐ **Cervids:** ☐ Elk ☐ Whitetail Deer ☐ Other (list): _____
☐ **Camelids:** ☐ Alpacas ☐ Llamas
☐ **Ratites** ☐ Emu ☐ Ostrich
☐ **Sheep**
☐ **Horses**

Additional Land Descriptions

Legal Land Description*

(Required if no address)

GPS Coordinates*

*(Optional)

Township

Range

Section

Latitude (Decimal degrees)

Longitude (Decimal degrees)

Please mail to above address or fax to (515) 281-4282 Ph:
(888) 778-7675 • Email: iduals_id@iowaAgriculture.gov •



IOWA 4-H SWINE VERIFICATION FORM

Duplicate
Form

County _____ Club Name _____

Exhibitor Name _____ Date weighed _____

Address _____ City _____ Zip _____

Phone (_____) _____ - _____ Grade in school _____

TOTAL HEAD VALIDATED _____ Verification Fee Paid _____

I (we) hereby make application to nominate/verify the below described animals to be eligible to enter at the Iowa State Fair and interstate shows. As a condition of entry, I (we) agree to abide by the rules and regulations on the reverse of this form and as published in the Premium Book. I (we) understand it is my (our) responsibility to be familiar with the rules and regulations, and specifically those relating to the rules on ownership, liability, drug testing, and the USDA Wholesome Meat Act. I (we) agree to immediately submit any animal entered to inspection, at any reasonable time, by a veterinarian or other expert appointed by 4-H, and agree to have such animal submitted to any tests as may be designated and requested by the veterinarian or expert. I (we) understand that the animals I exhibit at 4-H shows including the Iowa State Fair 4-H Show, during the project year shall be among those listed and described below. I (we) recognize my (our) responsibilities for the feeding and care of these animals throughout the feeding period. I (we) agree to feed these animals in accordance with quality assurance guidelines. I (we) agree to allow the use of the verification DNA analysis or other samples to confirm the identity of these animals at any time. I (we) also agree that DNA samples or other samples taken by any 4-H veterinarian or expert are property of the Iowa 4-H program. I (we) understand that failure to abide by the rules and regulations published in the Premium Book or the terms of this nomination/verification may result in forfeiture of all premiums, prizes, awards, rights, and privileges to exhibit livestock in the future at the county show, Iowa State Fair, and interstate shows, and may result in exclusion from participation in 4-H programs. By signing below, I (we) agree that the information filled out to be complete and correct.

Exhibitor Signature _____

Parent or Legal Guardian

Printed Name _____ Signature _____

Ear Notch	PB or Xbred	Sex	Weight	Ear tag number	Ear tagged (L/R)	Tag color	Comm. Gilts & PB Birthdate mo/day/yr	Breed/color description

SEW FFA County Fair Entry Form

2020 SEW FFA County Fair Entry Form							
This form is the official entry form for the Southeast Warren FFA Chapter. This form is to be filled out and verified by Mr. Rodgers, the exhibitor, and exhibitors guardians. Guardians and exhibitors are responsible for verifying the accuracy of this form and providing a written signature.							
Pigs				Sheep			
Student Name:				Student Name:			
Species:				Species:			
Breed:				Breed:			
Ear Notch:				Tag Number:			
Tag Number:				Breeding/ Market:			
Date of Birth:				Sex:			
				Scrapie:			
Cattle				Horses			
Student Name:				Student Name:			
Species:				Species:			
Breed:				Breed:			
Sex:				Height:			
Tattoo:				Color:			
				Animal Name:			
Goats				Rabbits			
Student Name:				Student Name:			
Species:				Species:			
Breed:				Breed:			
Tag Number:				Breeding/ Market:			
Breeding/ Market:				Sex:			
Sex:				Tattoo:			
Tattoo:				Color:			
Scrapie:				Animal Name:			
Poultry				Dogs			
Student Name:				Student Name:			
Species:				Species:			
Breed:				Breed:			
Typhoid Check:				Rabies Certificate Number:			
				Vaccination Dates:			

Due at weigh-in

Updated February 2019



Swine

Iowa 4-H Animal Care and Management Disclosure Statement (Drug Affidavit)

Please print

County _____

Premise ID # (optional) _____

Last Name _____

First Name _____

As a youth livestock producer, I understand that I have an obligation to be a responsible producer and that all market animals will enter the food chain and become edible food products for the consuming public. This subjects every exhibit animal to all state and federal regulations involving proper drug usage and all Food & Drug Administration, Animal Plant Health Inspection Service, Food Safety Inspection Service, and Environmental Protection Agency regulations.

- ❖ We, the undersigned, certify that we have read, understand and will abide by all rules and regulations of the local county 4-H/FFA fair, or the 4-H division of the Iowa State Fair. We agree to the condition that these exhibit animals (identified on this form) may be screened for violative residues and foreign substances. Also, as a condition of entry, exhibitor agrees to a background check for any past disqualification from other livestock shows.
- ❖ We have completed the Treatment Records information on the back of this form for any injectable, water, or feed medication, pesticide, topical or other substance that has been administered to exhibit animals. Use of these products may require additional time to meet legal withdrawal limits before harvest. We certify that we have reviewed the treatment and feed medication records for all exhibit swine and they meet or exceed the suggested withdrawal periods for Japan Maximum Residue Levels (MRLs) of pharmaceutical products listed on the National Pork Board web site, <http://www.pork.org/Producers/JapanMRL.aspx>
- ❖ We certify that these exhibit animals have not received drugs that are not in compliance with label indications or, if applicable, the requirements of the regulations codifying the Animal Medicinal Drug Use Clarification Act amendment to the Federal Food, Drug, and Cosmetic act (under the direction of a valid Veterinary/Client/Patient relationship).
- ❖ If violations are detected, appropriate state and federal authorities will be notified, and regulatory action can be expected. Also exhibitors will be subjected to penalties as determined by show management.
- ❖ We certify these hogs did not originate from a herd under quarantine and there has not been evidence of swine dysentery (*Brachyspira hyodysenteriae*) in this herd during the past twelve months.
- ❖ We certify the Premise ID number(s) provided is the location(s) the exhibit swine were housed prior to arriving at the show and the exhibitor has an active/current FSQA or YQCA certification.
- ❖ We further certify the information provided below is correct and accurate, and that we have read and understand these regulations and may be relied upon by any person or entity accepting these animals for harvest.

Owner's/Exhibitor's Signature _____

Parent or Guardian's Signature _____

Date _____

Animal I.D. (ear tag number (s) or notches)

Individual or Pen Animal Treatment Records

Updated February 2019

Animal ID or Pen Location	Treatment Date	Product Name	Amount of Drug Given (cc, water or feed concentration)	Route (feed, water injectable by IM or SQ, topical)	Remarks/Initials or Who Administered	Withdrawal Time Needed Before Harvest	Date Withdrawal Completed

IOWA STATE UNIVERSITY Extension and Outreach

Iowa State University Extension and Outreach does not discriminate on the basis of age, disability, ethnicity, gender identity, genetic information, marital status, national origin, pregnancy, race, religion, sex, sexual orientation, socioeconomic status, or status as a U.S. veteran. (Not all prohibited bases apply to all programs.) Inquiries regarding non-discrimination policies may be directed to Ross Wilburn, Diversity Officer, 2150 Beardshear Hall, 515 Morrill Road, Ames, Iowa 50011, 515-294-1482, wilburn@iastate.edu.

Youth for the Quality Care of Animals (YQCA) is a national multi-species quality assurance program for youth ages 8 to 21 with a focus on three core pillars: food safety, animal well-being, and character development.

4-H members exhibiting livestock at both county fairs and Iowa State Fair in beef, dairy, meat goat, poultry, rabbit, sheep, or swine are required to be certified.

1. The online YQCA Youth Login can be accessed here:
<https://yqca.learngrow.io/Account/Login>. Youth will need to login using their 4HOnline email and password (left side).
2. You will then select the appropriate age level.
3. Select “Purchase Course”.
4. Select Payment method—coupon code or credit card.
5. Once purchased, select a Knowledge Builder and Skills Lab to gain knowledge and test your skill. Then take the Quiz for each section. Youth must pass 3 quizzes—Animal Well-Being, Food Safety, and Life Skills. Status will show throughout to track progress.
6. Save your completion certificate for your records. These do NOT need to be turned into the Extension Office.
7. Once complete, login to your 4HOnline account and verify your certification is recorded.

Deadline for youth to complete YQCA to be eligible to show at the Warren County Fair is June 1st.

If you have any questions, contact Sammy Hasper, Warren County CYC, at snhasper@iastate.edu or 515-961-6237.



4-H Online Animal Identification

Deadline: May 15th at 11:59pm

- Swine identified in 4-H online due May 15
- Photos of notches in 4-H online due May 15
- Iowa 4-H Swine Verification Form due to Extension by May 15
- Swine Drug Affidavit due at Weigh-in at the Scale

NEW FOR 2021: 4-H Families will enter ALL animal data this year into 4-H Online


- ALL animal data MUST be entered by families by May 15 (Mkt. Beef - Feb.1; Rabbit - July 1)
- County 4-H Staff will review the weigh-in data for accuracy
- Ultimate animal data accuracy rests with each 4-H Family

Steps

1. Log in to your family account.
2. Click to View the Member's record for whom you would like to add an animal.

4-H Online		Coffee Family	
Member List		4-H	Clubmember - Approved
Family	Brewa Coffee Jul 14, 2021	View	Enrolled for 2020-2021 program year
Credit Cards		Join a Program	
		4-H	Volunteer - Awaiting Review
	Cappuccino Coffee Jul 15, 1998	View	Volunteer Applications Submitted
		Join a Program	Continue Screening

3. Click Animals in the navigation pane.
4. Click the blue Register Animal button.



Member List

Profile

Events

4-H (Adults)

Enrollment

About You

Activities

Animals

Animals

No Animals Registered.

21-Jan-2022

Logout Account

5. Click Add New Animal to start adding a new animal.

Register Animal

Add New Animal

Add a new animal not previously registered can be done here.


Add New Animal

Previously Registered Animals

Animals which have been previously registered within the family but have not been associated with this member's environment will be displayed here.

Cancel Save

6. Select the appropriate animal type from the drop-down menu.
7. For swine, select the "Swine (NON weigh-in)" animal type, etc.
8. Enter the required information like Tag, Tattoo, or Animal Name as directed.
9. **Be sure to CORRECTLY enter the Ear Tag #:**
 - i.e. JJS4040
 - Do NOT put the "42" or the county number in front
 - Simply the 3 letters and 4 numbers (i.e. JJS4040)
10. If you have State Fair tags enter that in Tag field as well. (i.e. JJS4040, AF01123168).
11. Click Save.



Register Animal

New Animal

Animal Type

- Booby
- Duck
- Eagle
- Fish
- Frog
- Goat
- Horse
- Kangaroo
- Lion
- Monkey
- Pig
- Rabbit
- Snake
- Squirrel
- Tiger
- Wolf
- Zebra

ADD an Animal

New Animal

Animal Type: **mouse**


Source: **NOA (Pough)**

Tag: **Water**


Accession

Cancel Save


11. You will notice some **IMPORTANT** details and rules regarding the ID process – **READ THESE CAREFULLY!!**
12. Click on “Show Questions” to complete each of the required fields and optional fields as needed.
 - Be sure the information is accurate especially:



Georgia



Fair



County

Questions

State Fair Exhibitors

- All State Fair exhibitors MUST have a special DNA packet collected and stored in a DNA Onsite by July 15
- These tags are handed through the county extension office, contact county office for tagging procedure and DNA tag submission
- All State Fair exhibitors have fair entrance tags below
- Handing name in 4th County only nominates you as a fair exhibitor. Actual state fair entry is due from June 1 - July 1, and can be made up in working with your 4th County office.
- Florida are not required for state fair. Some, they are for county use only. Please check with your county extension office to determine if you need to accept others for your age.

- Breed
- DNA Collected
- Earnotch
- Animal Gender
- Tag
- NAIS Premises ID
- Breeder Location (IF housed in location other than 4-hers house).

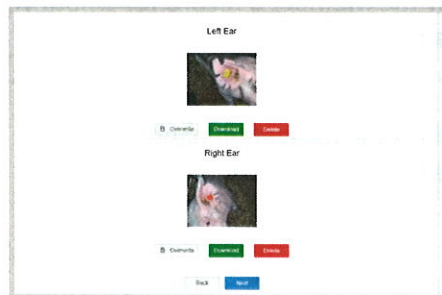
13. Click the Next button at the bottom of the form.



14. Upload any required or optional files for this animal.

- Earnotch photos are REQUIRED for Warren County Fair.
- Be sure you can read the eartnotches in these photos.


15. Click the Next button



16. Review the entered information. Use the Back button at the bottom of the page to return to the previous screen to make corrections.


17. Once the entered information is correct and reviewed, click the Submit button.

18. **IMPORTANT** – If you notice an animal whose status is “Incomplete”, this means you didn’t click through all the screens and hit the “Submit” button at the end. Once “Submit” is selected, the animal is “Active”.




18. The animal information will display on the screen with the status, created, modified, and submitted date and time stamp (local time).

****Once submitted the animal will automatically be active.**



Click on the Animals tab from your account at any time to view the status for all the animals for a member in the family.



Fair Entry

Swine Show

Departments ~ Divisions ~ Classes

Department 109 - Market Swine

Division 300 – Purebred Market Pigs

Class 11 – Individual Purebred Market pig (gilts and barrows)

Division 303 – Crossbred Market Pigs

Class 21 – Individual Barrow Crossbred Market Pig

Class 22 – Individual Gilt Crossbred Market Pig

Department 110 – Breeding Gilts

Division 310 - Breeding Gilts

Class 0 – Purebred Breeding Gilt

Class 10 – Crossbred Breeding Gilt

Each Exhibitor may show a maximum of 6 pigs, with no more than 2 in any class.

Fair Entry Form

Fair Entry Week - June 21- June 26
At the Warren County Fairgrounds
M-F noon – 7:00 PM and Sat. 8 AM – noon

Fair Entry Form:

You will need to provide the following information:

- Name, address, phone numbers and email address for Exhibitor
- 4-H Club/FFA Chapter Name
- Grade completed and age of the Exhibitor

For the pigs:

- Department Number
- Division Number
- Class Number
- Description of the Pig – (market or breeding)
- Tag # of the Pig - (No Birthdates needed)
- Breed – (Purebred or Crossbred)
- Warren County Produced (WCP) yes or no

*****Please note:** If you plan on waiting until you get to weigh-in to decide if you are going to show your ***gilt*** as a market or breeding gilt, You **MUST** sign up for **both** the Market class **and** the Breeding class at Fair Entry Time. (Failure to sign up for both classes **WILL NOT** allow you to pick at weigh-in time- you will be put into the class you signed up for).

Example 1: Pig tag # 864 Crossbred Gilt - I do not know at Fair Entry time if I want to show as a breeding gilt or a market gilt

On my fair entry form I would enter:

Dept	Division	Class	Description	Tag #	Breed	WCP
109	303	22	Market	864	Crossbred	Yes
110	310	10	Breeding	864	Crossbred	Yes

I have now entered my crossbred gilt pig tag# 864 into the crossbred market gilt class and the crossbred breeding gilt class -- I can now chose which class I will show in at weigh-in.

******Please note:** If you tagged multiple pigs to be able to chose from for the show, make sure you enter all pigs with their tag #'s in the appropriate class at fair entry time. This will allow you to pick which pigs you bring for the show. If you fail to enter all tag #'s, you will only be allowed to show the tag #'s you entered. All pigs **WILL** be entered this year by Department, Division, Class and **Tag #**.

Example 2: I have 4 purebred market barrow pigs, tag # 50,53,55,57. At fair entry time, I am unsure as to which 2 of the 4 pigs that I want to show at the fair.

On my fair entry form I would enter:

Dept	Division	Class	Description	Tag#	Breed	WCP
109	300	11	Market	50	Purebred	No
109	300	11	Market	53	Purebred	Yes
109	300	11	Market	55	Purebred	Yes
109	300	11	Market	57	Purebred	No

I have now entered all 4 of my purebred Market barrows into the Purebred Market class --- I can now chose which 2 pigs that I will bring to the fair when it is time.

**** Exhibitors are encouraged to sign up each pig, by tag #, in all classes that they could possibly show that pig in, to be able to make the selection and choices at weigh-in.**

Warren County Produced Affidavit

Deadline to submit

June 26, 2021 12:00 pm (last day of fair entry week)

- The Warren County Produced Affidavit is to certify that your animal was produced in Warren County by yourself or a producer that you have purchased the animal from.
- The producer (whether yourself or someone else) will be required to sign the affidavit.
- Please use **one form for each producer NOT for each pig!!**
Example: I purchased 4 pigs from Joe Pigfarmer and 2 pigs from Bob Hogman
I need one Warren County Produced paper for Joe – listing all 4 pigs on one form and I need one Warren County Produced paper for Bob – listing the 2 pigs.
- Affidavit of Warren County Produced Animal are due June 26 at noon.
Paperwork **must** have been turned in on time to be eligible to show for Warren County Produced at the Fair. WCP **can not** be added after Fair sign-up.
- If you **DO NOT** get your Warren County Produced paperwork in on time, you will still be able to show your animal, you will **NOT** qualify to show for the Warren County Produced placings.

***** Warren County Produced Eligibility Statement** (copies are available from the fair secretary): Animals must be born, produced, and raised in Warren County. Producer must be a Resident of Warren County. Animal must be purchased directly from Warren County Producers. Form must be completed and turned in at Fair Entry Week.

Warren County Fair - Entry Form

4H/FFA/Open Class



Press firmly, you are making 2 copies

page ____ of ____

Name _____ Exhibitor No. _____

Address _____
(Box, Street) (Town) (Zip Code)

Daytime Phone # _____ Cell Phone(s) _____

4H Club/FFA Chapter Name _____ Grade Completed _____

Email Address _____ Exhibitor Age _____

[illegible]

(Initial) **Our family has read and agree to abide by the rules and regulations set forth in the Fair Book, including, but not limited to the Iowa 4-H Code of Ethics, FFA Code of Ethics, Iowa Youth Code of Ethics and IAFE Show Ring Code of Ethics.*

Total # of HEAD: Sheep _____ Hogs _____ Horses _____ Market Beef _____ Breeding Beef _____
4H Dogs _____ Goats _____ Bucket Calf _____ Poultry _____ Rabbits _____

(Initial) **I understand and agree that, as owner and/or exhibitor, I have the care, custody and control of my animals and that I am primarily liable for injuries occurring to the person or property as a result of any act of my animals and that I have made my own provisions for liability insurance to protect myself from that liability.*

Amount paid: _____ **Signed:** _____

Paid by: Cash Check

* Exhibitor or Exhibitor's Designated Representative

www.warrencofair.com



Name: _____

Affidavit of Warren County Produced Animal

THIS FORM DUE TO THE FAIR SECRETARY BY THE LAST DAY OF FAIR ENTRY WEEK

Species: (circle) **BREEDING BEEF** **MARKET BEEF** **SWINE**

Description: _____

4-H/FFA Ear Tag Color & Number: _____

Tattoo # _____

Ear Notch Number: _____

Breed: _____ Color: _____ Markings: _____

4-H/FFA member: (print)

I, _____ (member), certify that I **RAISED** the animal described above.

_____ 4-H/FFA member signature

-OR-

4-H/FFA member: (print)

I, _____ (member), certify that I **PURCHASED** the animal described above from _____ (producer).

_____ 4-H/FFA member signature

Warren County Producer and Seller:

All 3 must apply for the animal to be given a Warren County Produced designation:

1. Animal must be born, produced, and raised in Warren County.
2. Producer must be a resident of Warren County.
3. Animal must be purchased directly from the Warren County Producer.

I, _____, (print-producer) certify that I sold the animal described above to _____ (member). The animal and I meet the criteria in lines 1, 2, and 3 to give the animal a Warren County Produced designation.

_____ producer, signature

_____ producer, street address

_____ producer, city, state, zip

_____ producer, phone number

Fair Check-in and Weigh-in

Swine Check-In Procedure at the Fair

**Tuesday, July 27, 2021
6:00 PM – 8:00 PM**

****Please remember to bring your binder with all your
important documents in it to Swine weigh-in**

- When you arrive at the fairgrounds, there will be a line of trailers forming for the check-in. Stay in your vehicles and a Superintendent will bring you the necessary forms to be filled out.
- You will be given:
 - Vet Inspection sheet
 - Scale Tickets and Instruction SheetBoth should be filled out before you are checked-in and inspected by the vet.
- Please note that if you have a sick/hurt pig on your trailer, the vet could send all pigs on that trailer home and not let them be allowed to show.
- Pigs will be inspected by the vet **on** the trailer. **The signed Vet inspection sheet will be turned in at the scale.**
- Pigs will have tags, notches and registration papers checked by superintendents and 4-H/FFA staff, while the pigs are on the trailer.
- Once all check in is done, you will unload and go to the scale for weigh-in. Scale tickets need to be filled out completely before you weigh your pigs. Scale tickets will not leave the scale.
- After you are done weighing your pig – Putney Auction will be there to take a picture of you and your pig as you leave the scale.

- Superintendents will be available to help with stalling your pigs in the assigned pens.
- Superintendents will assign pens after the Pre-Fair Picnic.
- No tack of any kind will be allowed to be unloaded while weigh-in is taking place. This will prevent congestion and confusion when stalling pigs. You are welcome to bring your tack before or after the weigh-in.
- Feel free to decorate your pens – you could showcase the producer you purchased your animal from, the buyer that bought your animal last year, etc. or just decorate your area for fun.

We ask that you please be patient during this process as we all work together to make check-in and weigh-in go as quickly and smoothly as possible.

Veterinary Inspection For Sheep, Goats, Swine & Beef Year: _____

prior to unloading, weighing-in and stalling



Exhibitor Name(s): _____

Species (circle one): **Sheep** **Goat** **Swine** **Beef**

Number of Head: _____

Tag Numbers: _____

Official Fair Veterinary Signature: _____

Exhibitor _____ Tag _____

4H ☐ FFA ☐

WCP YES ☐ NO ☐

Purebred ☐ Crossbred ☐

Individual ☐ Pen ☐

Mkt Barrow ☐

Mkt Gilt ☐

Breeding Gilt ☐

Premise ID Number _____

Ear Notch Number _____

Tattoo _____

Weighed by _____

OFFICE USE ONLY:
Entry number



* Duplicate Form

Swine Weigh-In Instructions

****Breeding Gilts cannot sell**

*****Only 3 Market Hogs may be Sold**

Breeding Gilts will Not be sold

Instructions for filling out the scale tickets:

- Exhibitor Name and Tag#
- Designate 4-H or FFA
- Designate Warren CountyProduced (WCP) - must have turned in WCP..paperwork during Fair Entry Week
- Check Purebred or Crossbred
- Check the box for Individual
- Designate whether the hog is a Mkt Barrow, Mkt Gilt or a Breeding Gilt
- Write in Ear Tag Number in the Ear Notch Number spot
- Write in your Premise ID
- Write "Sale" or "No Sale" to the Right of the Logo
- Make no marks where the "Do Not Write Here" box is located on the sample ticket shown below.
- If you have questions, please ask a Swine Superintendent prior to reaching the scale.

*****Please fill out the scale ticket as the sample below indicates**

***This information *MUST* be filled out prior to reaching the scale**

*****The scale ticket will be turned in after the weight is stamped**

Exhibitor _____ Tag _____

4H ☐ FFA ☐

WCP YES ☐ NO ☐

Purebred ☐ Crossbred ☐

Individual ☐ Pen ☐

Mkt Barrow ☐

Mkt Gilt ☐

Breeding Gilt ☐

Premise ID Number _____

Ear Notch Number _____

Tattoo _____

Weighed by _____

OFFICE USE ONLY:
Entry number _____

DO NOT
WRITE
HERE!!



"Sale"
Or
"No Sale"

Show Day

Swine Show Day

Sunday, August 1, 2021

We will start with showmanship at 8:00 am with the show to follow.

Showmanship:

1. Showmanship classes are limited to currently enrolled 4-H & FFA members
2. Showmanship classes will be held at the beginning of the Swine Show.
3. All Swine Exhibitors are eligible to enter Swine showmanship classes.
4. Exhibitors must use their own animal that will be exhibited during the Swine show that day.
5. All Showmanship exhibitors must wear their respective 4-H or FFA show shirts.
6. Exhibitors are eligible to enter the classes by bringing their eligible animal to the Swine Show staging area when the grades are announced.
7. Divisions are based on school classes on September 1 of the previous calendar year.
8. Divisions are:
 - a. Junior: Grades 4-6
 - b. Intermediate: Grades 7-9
 - c. Senior: Grades 10-12
 - d. Master Swine Showmanship: previous division showmanship winners only.
9. A Champion and Reserve Champion will be named in each division.
 - a. Ribbons, Trophies, and Plaques will be awarded as available.
10. An Exhibitor may compete within each age division more than once. However, an exhibitor who wins a division (Jr., Int., Sr.) will not be eligible until they reach the next age division but can show in the master swine showmanship class. Exhibitor may show in **ONLY** one showmanship class.
11. An Exhibitor may compete in any, and all, Showmanship classes, i.e., Beef, Swine, Sheep, Dairy, Horses, Goats, etc., in which they have exhibited an eligible animal during the current fair and meet all other requirements of that division.

Show Day:

- Superintendents will be wearing a blue Superintendents Shirt and will be around to help if you need it or have any questions.
- All Exhibitors will wear the official Warren County Fair exhibitor t-shirt tucked in, and in its original form while exhibiting.
- Swine Show will be held in the main, big showring - This will require all pigs to be able to walk to the show ring and back for the show.
- Pig classes will be called to come to the showring – exhibitors will walk their pig from the hog barn through the west end of barn 3 and to the showring where they will be staged in pens.
- There will be pens that the superintendents will put the exhibitor and their pig in when it is time to show... the judge will motion for you to enter the showring. Only one exhibitor and their pig will enter the showring at a time. A Superintendent will be there to help with this process.
- The judge will place the pigs and you will go back into a pen once placed.
- The judge will release the pigs from the pens as he talks about each one, you will then take your pig back to the barn.
- Remember to watch the judge, smile and have fun.
- Remember good sportsmanship and public perception are important.

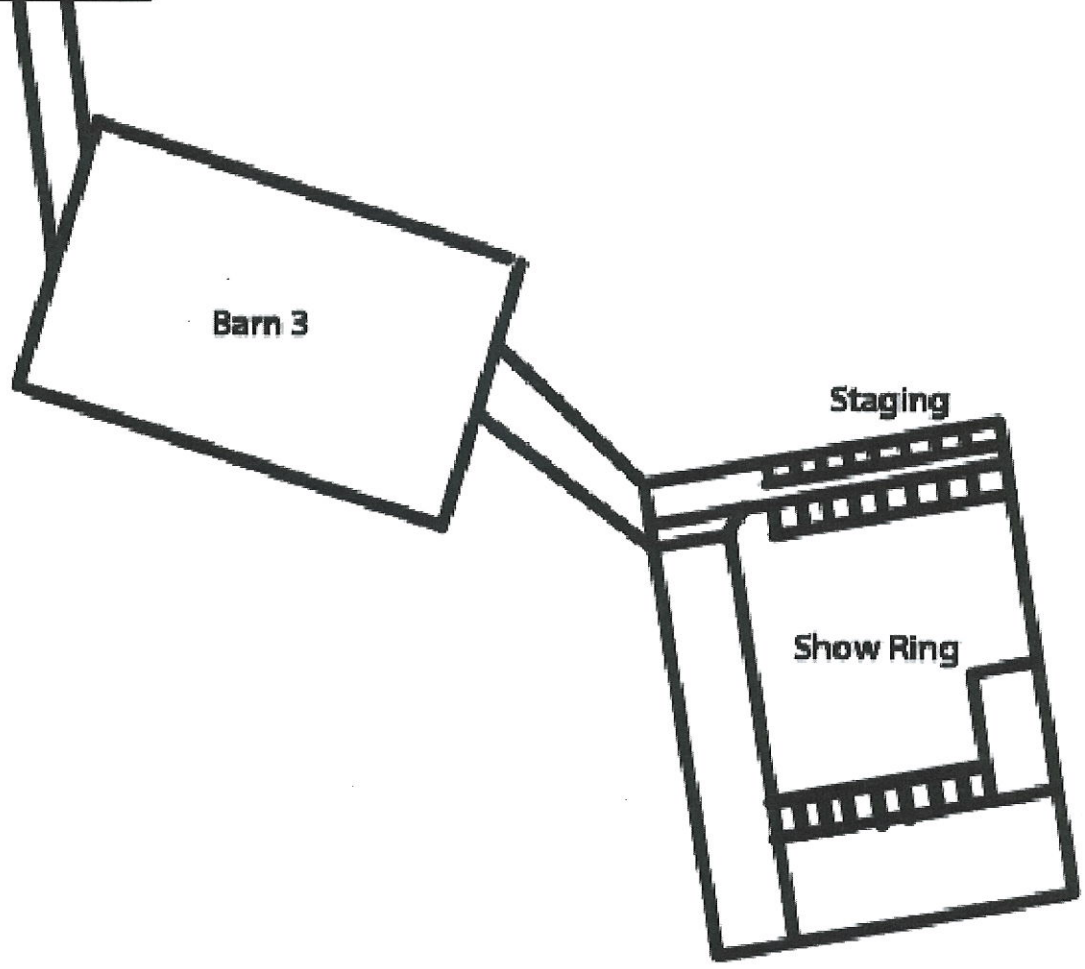
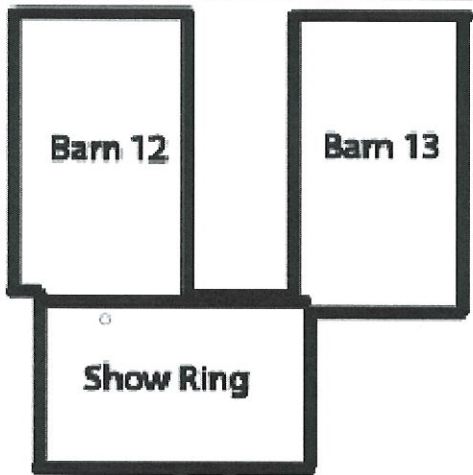
***This is a new process and procedure. We will be having 2 clinic/workshops to help you with this process... April 24th and June 26th at 9:30 AM at the Fairgrounds in the big, main showring.

Warren County Produced (WCP):

- Warren County Produced class winners will be represented in the final drive of their respected division.
- The Warren County Produced class winner will be the highest placing pig in the class that is designated as a Warren County Produced Pig.
- The Warren County Produced Affidavit must have been filled out, signed and turned in by the deadline in order to be designated and eligible to be shown as a Warren County Produced Pig.
- Warren County Produced class winners will be handed a yellow card (showing they are eligible for WCP Champion) with their pigs tag# on it as they leave the showing. Bring this card back with you to the Championship Drive.

Example1:

In the purebred market class, I am showing my pig #53 and it is eligible for Warren County Produced. I place 4th in my class. The first, second and third place winners are **not** eligible for Warren County Produced, so I am the first place Warren County Produced winner in my class. I will receive a Yellow card with tag# 53 wrote on it and I am now eligible to compete in the Warren County Produced Champion Drive.



Livestock Auction

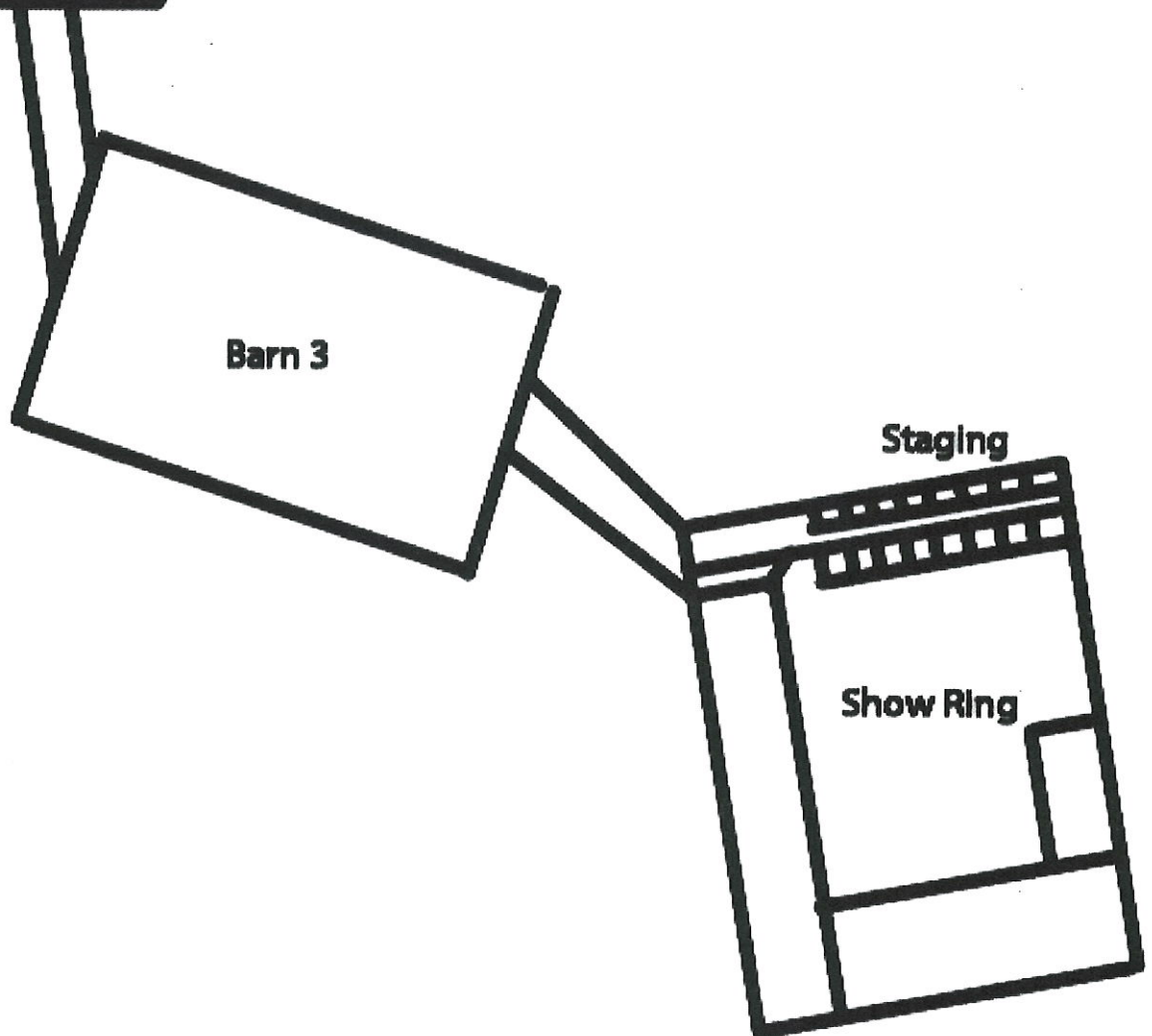
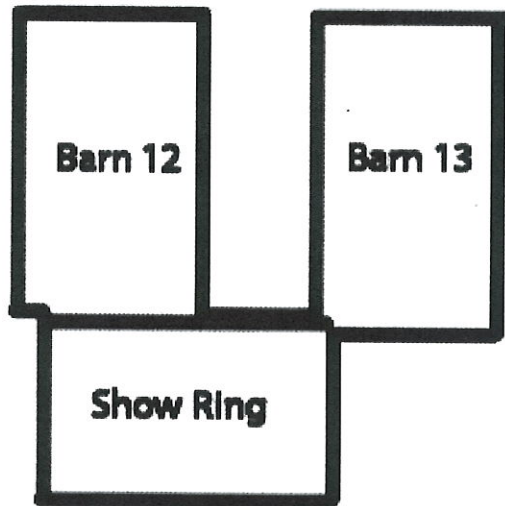
Swine Auction

Monday, August 2

- The Swine Show is a non-terminal Show – Market Animals do not have to be sold.
- Each Exhibitor may sell up to 3 Market Pigs
- Breeding Gilts will **not** sell.
- Pig must have been shown in the swine show to be eligible to sell at the auction.
- Swine Auction will be held in the main, big show ring – This will require all pigs to be able to walk to the show ring and back.
- Note to your buyers, that there will be only 1 buyer/bidder number per animal when it sells– you will have to do splits on your own if more than one buyer is buying the animal.
- Feel free to decorate your pens showcasing your last year buyers, the producer, etc.
- Pigs will be sold individually and one at a time – You will **NOT** bring all your pigs to the show ring to sell at the same time
- When you are called to the show ring for the sale, you will bring your pig from the pig barn, through the west end of barn 3 and to the show ring (the same way as you did on show day) There will be pens at the show ring to stage the pigs until it is your turn to sell. When you get to the show ring you will be given a card with the tag # of the pig you are selling. When you it is your turn to sell your pig, a superintendent or volunteer will take the card from you.
- After your animal is sold, you will walk your pig to the red podium which will be close to the exit gate – there your pig will be given a paint marking according to who bought the pig. The exhibitor will be given back the card with their tag # and it will also have a marking on it that represents where the pig is going. After the pig is marked and the exhibitor has there card, the exhibitor will take the pig to the west end of pig barn 2 to be loaded out... The card the exhibitor has **MUST** be given to the loadout guys.
- Remember to Thank your buyers at the Sale and by also mailing a “Thank You” Card.
- Clean out your pens

Order of the Sale

Chickens, Swine, Sheep, Goats, Market Beef, Pen of Three



Misc.

Important Papers to Keep In Your Binder

- **Address & Premise Id # of where your pigs are kept**
- **Iowa 4-H Swine Verification Form**
- **Registration Papers**
- **YQCA Certificate**
- **Fair Entry Forms – your copy**
- **Warren County Produced Affidavit – your copy**
- **Drug Affidavit**
- **Vet Inspection Form – your copy**
- **Your copy of the Scale Tickets from weigh-in**

Remember to put your name, address and phone # in the front of your binder in case it gets misplaced or lost.

Make this binder your own...bring it with you when you go to:

- **Enter your identifications on 4-H online**
- **Fair Sign-Up**
- **Swine Check-in and Weigh-in**
- **And keep in your showbox at the Fair so it is available if needed**

Things to Remember

- **Work Hard, Have Fun and Make a Difference**
- **Good Sportsmanship is Important**
- **Others are watching you... be the good example**
- **Have a positive attitude**
- **Engage with visitors in the barn**
- **Help other exhibitors – lend a helping hand**
- **Public perception is important – be aware of your actions**
- **Have fun, smile and make memories**

General Guidelines for care


- **Keep animals groomed and clean at all times**
- **Keep feed and water receptacles clean and free of debris**
- **Keep animal stalls and pens clean and dry**
- **Properly dispose of manure and used bedding in the appropriate receptacles or area**
- **Keep Water supply full at all times – check often**
- **Keep animals cool**
- **Report any sick or injured animal immediately to a Superintendent or Fair Staff**

Warren County Produced (WCP):

- Warren County Produced class winners will be represented in the final drive of their respected division.
- The Warren County Produced class winner will be the highest placing pig in the class that is designated as a Warren County Produced Pig.
- The Warren County Produced Affidavit must have been filled out, signed and turned in by the deadline in order to be designated and eligible to be shown as a Warren County Produced Pig.
- Warren County Produced class winners will be handed a yellow card (showing they are eligible for WCP Champion) with their pigs tag# on it as they leave the showing. Bring this card back with you to the Championship Drive.

Example 1:

In the purebred market class, I am showing my pig #53 and it is eligible for Warren County Produced. I place 4th in my class. The first, second and third place winners are **not** eligible for Warren County Produced, so I am the first place Warren County Produced winner in my class. I will receive a Yellow card with tag# 53 wrote on it and I am now eligible to compete in the Warren County Produced Champion Drive.



Iowa 4-H Code of Conduct For Youth and Families

Updated August 2019

The Iowa 4-H Code of Conduct applies and will be enforced with 4-H youth, 4-H parents/guardians, and 4-H families.

- While participating in or attending a 4-H sponsored program (e.g. club meeting, project meeting, activity, event, learning opportunity).
- While participating in or attending a 4-H event or while on premises used for 4-H purposes (e.g. County Fair, State Fair, show ring, exhibit building, barn, food stand).
- While representing Iowa 4-H to the public.
- Additional programs, events, or opportunities may have additional rules and expectations.
- At all times throughout a 4-H youth's participation when behavior outside of the Iowa 4-H puts youth at risk or has the potential to put youth at risk.

The opportunity to participate in and/or volunteer with Iowa 4-H is a privilege and honor, not a right. All youth participants and parents/guardians supporting their child's participation in 4-H are expected to review and agree to abide by the Iowa 4-H Code of Conduct before becoming involved with Iowa 4-H.

1. I understand that the Iowa 4-H Youth Development program is a non-formal education program in which I have a choice to participate. I accept my responsibility to engage in program activities and to excuse myself from this program if it does not meet my personal learning objectives. I recognize the organization has the responsibility to authority to remove youth who are disruptive to the 4-H Youth Development program, violate the Iowa 4-H Code of Conduct, the standards of the 4-H Pledge and Motto or federal, state, or local laws.
2. I accept my responsibility to represent the Iowa State University extension and Outreach 4-H Youth development program by holding myself to the standards of the 4-H pledge and motto. I will refrain from behavior that negatively represents myself, my family, my community, 4-H, or Iowa State University. I will act in a respectful and responsible manner during all 4-H programs.
3. I acknowledge that the 4-H program utilizes competition related to project work as a tool for learning. I will ensure that my project exhibits are appropriate and respectful. I will demonstrate good sportsmanship, encourage this behavior in others, and not allow this behavior to detract from the learning experience. I will not let my personal desire to win overshadow the needs of the group.
4. I accept my personal responsibility to be informed and follow the policies, rules, and deadlines established by Iowa 4-H. I will not cheat, lie, knowingly furnish false information, deceive, or otherwise engage in dishonest, unethical, or illegal behaviors. I will not encourage others to disregard or intentionally violate conditions of Iowa 4-H participation.
5. I will comply with directions of 4-H officials acting in the performance of their duties. I will not obstruct or disrupt any 4-H program or encourage others to engage in such conduct. I understand that a judge's decision is final.
6. I will strive to be a positive role model. I will treat youth, parents, volunteers, extension and outreach staff, judges and others with respect, courtesy, and consideration.
7. I will communicate (oral, written, and electronic) in an open, honest, respectful manner in all situations involving the 4-H program. I will refrain from communication that is negative, offensive, destructive or hurtful to others. I will refrain from sharing private matters in a public group setting.
8. I will promote a spirit of inclusion and welcome participation of individuals from all backgrounds. I will not engage in or tolerate harassment in any form. (For example, bullying, slander, put-downs, insults, taunting, name calling, yelling, profane language, sexual innuendos and other comments or hostile behaviors likely to offend, hurt or set a bad example.)
9. I will ensure a safe environment for myself and others by not carelessly or intentionally harming youth or adults in any way; emotionally, mentally, physically, socially, verbally, or non-verbally.
10. I will not possess, offer, or use tobacco, electronic smoking devices (including but not limited to e-cigs, vapes, joules), alcohol or illegal substances. I will not attend 4-H programs under the influence of alcohol or any illegal substance.
11. I will respect the property of others. I will not use, abuse, or take another individual's personal belongings. I will not damage facilities. Infractions to the Iowa 4-H Code of Conduct will be addressed by the Iowa 4-H Program, the local County Extension district, or their appointed representatives. Infractions to the Iowa 4-H Code of Conduct will result in consequences. The consequences may range from a verbal warning to the loss of privileges (e.g. participation at the event or future events, forfeiture of awards or other forms of recognition, forfeiture of positions of leadership, limitation on volunteer responsibilities) to full removal from the Iowa 4-H Program.

FFA Good Conduct Policy and Code of Show Ring Ethics

Good Conduct Policy

All FFA exhibitors are expected to conduct themselves in a cooperative and courteous manner while participating in FFA events at the Warren County Fair. FFA members who wish to have the privilege of participating in FFA activities at the Warren County Fair must conduct themselves in accordance with the Good Conduct Policy. Use or possession of alcoholic beverages, tobacco or illegal drugs by any FFA member, regardless of age, on the Warren County Fairgrounds (barns, exhibiting facilities, campgrounds, etc.) will result in the following:

- If the violation occurs before or during exhibiting, the member is ineligible to participate in FFA activities at the Warren County Fair and must remove his/her exhibit(s) from the Fairgrounds.
- If the violation occurs after exhibiting, the member forfeits his/her premium money, prize money, trophies/ banners, and/or sale of champions money, and must remove his/her exhibit(s) from the Fairgrounds.
- The violation will be reported to the exhibitor's school for further action under the school district's good conduct policy.
- A meeting of the member, parent and advisor with FFA and Warren County Fair officials will be held to determine future member eligibility.

Code of Show Ring Ethics

FFA members participating in the FFA division of the Warren County Fair will be obligated to understand and abide by the *Code of Ethics described as follows:*

Youth are expected to be sincere, honest and act in sportsmanlike ways at all times. Youth represent the entire program and their behavior reflects on their parents, leaders, school and the entire youth program. All adults involved with the youth program, leaders as well as parents, are expected to set positive examples and serve as positive role models by what they say and do. Any youth who breaks the Code of Ethics or allows another person (adult or peer) to talk the into violating the Code of Ethics agrees to forfeit all prizes, awards and premiums. The youth may also be prohibited from exhibiting at this and future exhibitions including the Warren County Fair and other county, state or regional exhibitions.

Youth agree to follow these guidelines:

11. I will do my own work, appropriate for my age and physical and mental development. This includes research and writing of exhibit explanations, preparing exhibits (building, refinishing, etc.) care and grooming of animals, etc. Adult assistance should help guide and support me, not do it for me.
12. All exhibits will be true representations of my work. Any attempt to take credit for other's work, after the conformation of animals, or alter their performance is prohibited. Copyright violation or allowing others to complete my exhibit is considered misrepresentation and is prohibited.
13. I will treat all people and animals with respect. I will provide appropriate care for animals.
14. I will present exhibits that are safe for consumption. All exhibits will be safe for judges to evaluate and for exhibition.
15. All food animals that may be harvested immediately following the show shall be safe for consumers, and shall have met all withdrawal times for all medications and be free of violative drug residue.
16. If any animal requires medical treatment while at the Fair, only an official Warren County Fair Veterinarian may administer the treatment. All medications that are administered shall be done according to the label instructions of the medication used.
17. My animal's appearance or performance shall not be altered by any means, including medications, external applications and surgical procedures. Any animal that is found to have changed its appearance or its performance shall be disqualified from the show and have penalties assessed against me, my parent(s) and/or guardian by the Management of the Warren County Fair.
18. I will follow all ownership and possession rules and, if requested, will provide the necessary documentation.
19. I will follow all livestock health requirements for the Warren County Fair, according to the state health requirements as printed in the Premium Book. I will provide animal health certificates from a licensed veterinarian upon request for the Management of the Warren County Fair.
20. By my entering an animal in this Fair, I am giving consent to the Management of the Warren County Fair to obtain any specimens of urine, saliva, blood or other substances from the animal to be used in testing. If the laboratory report on the analysis of any sample indicates a presence of forbidden drugs, this shall be evidence such substance has been administered to the animal(s) either internally or externally. It is presumed that the sample tested by the laboratory to which it is sent is the one taken from the animal in question, its integrity is preserved and all procedures of said collection and preservation, transfer to the laboratory and analysis of the sample are correct and accurate and the report received from the laboratory pertains to the sample taken from the animal in question and correctly reflects the condition of the animal at the time the sample was taken, with the burden on me, my parent(s) and/or guardian to prove otherwise.

- I am responsible for my exhibit and I will not allow others to isolate this Code on my behalf. By my entering an exhibit in this Fair I will accept any disciplinary action taken by the Management of the Warren County Fair for any violation of this Code of Ethics and any other rules of competition of the Fair without recourse against the Warren County Fair.
- I want my exhibit to be an example of how to accept what life has to offer, both good and not so good, and how to live with and learn from the outcome.
- I will not be involved in any illegal activities while participating in FFA events, including but not limited to alcohol, tobacco or drug use.

I agree to conduct myself in an honest, ethical and upstanding manner; and I understand that disciplinary actions will result if these rules are violated. I understand that I am expected to represent the program in a positive manner. I have read, understand and agree to follow this Code of Ethics and any other rules of competition of the Warren County Fair as printed in its Premium Book and other exhibitor material.

Iowa Youth Code of Ethics

Youth are expected to be sincere, honest and act in sportsmanlike ways at all times. Youth represent the entire program and their behavior reflects on their parents, leaders, club and the entire youth program. All adults involved with the youth program, leaders as well as parents, are expected to set positive examples and serve as positive role models by what they say and do. Any youth who breaks the code of ethics or allows another person (adult or peer) to talk them into violating the code of ethics agrees to forfeit all prizes, awards and premiums. The youth may also be prohibited from exhibiting at this and future exhibitions including the Iowa State Fair and other county, state or regional exhibitions.

Youth agree to follow these guidelines:

- I will do my own work, appropriate for my age and physical and mental development. This includes research and writing of exhibit explanations, preparing exhibits (such as sewing, cooking, refinishing, etc.), care and grooming of animals, etc. Adult assistance should help guide and support me, not do it for me.
- All exhibits will be a true representation of my work. Any attempt to take credit for other's work, alter the conformation of animals, or alter their performance is prohibited. Copyright violation or allowing others to complete your exhibit is considered misrepresentation and is prohibited.
- I will treat all people and animals with respect. I will provide appropriate care for animals.
- I will present exhibits that are safe for consumption. All food exhibits will be safe to exhibit and for judges to evaluate. Other exhibits will be safe for judges to evaluate and for exhibition.
- All food animals that may be harvested immediately following the show shall be safe for consumers, and shall have met all withdrawal times for all medications, and be free of violative drug residue.
- If any animal requires medical treatment while at the fair or exhibition, only a licensed veterinarian may administer the treatment. All medications that are administered shall be done according to the label instructions of the medication used.
- My animal's appearance or performance shall not be altered by any means, including medications, external applications and surgical procedures. Any animal that is found to have changed its appearance or its performance shall be disqualified from the show, and have penalties assessed against the exhibitor, parent and/or guardian by the management of the fair or exhibition.
- I will follow all ownership and possession rules and, if requested, will provide the necessary documentation.
- I will follow all livestock health requirements for this fair or exhibition, according to the state health requirements as printed in the premium book of the fair or exhibition.
I will provide animal health certificates from a licensed veterinarian upon request from the management of the fair or exhibition.
- By my entering an animal in this fair or exhibition, I am giving consent to the management of the fair or exhibition to obtain any specimens of urine, saliva, blood, or other substances from the animal to be used in testing. If the laboratory report on the analysis of any sample indicates

a presence of forbidden drugs, this shall be evidence such substance has been administered to the animal either resumed that the sample tested by the laboratory to which it is sent is the one taken from the animal in question, its integrity is preserved and all procedures of said collection and preservation, transfer to the laboratory and analysis of the sample are correct and accurate and the report received from the laboratory pertains to the sample taken from the animal in question and correctly reflects the condition of the animal at the time the sample was taken, with the burden on the exhibitor, parent and/or guardian to prove otherwise.

I agree to conduct myself in an honest, ethical, and upstanding manner and I understand that disciplinary actions will result if these rules are violated. I understand that I am expected to represent the program in a positive manner. I have read, understand, and agree to follow these rules of competition of the fair or exhibition as printed in its premium book.

- I am responsible for my exhibit and I will not allow others to violate this code on my behalf. By my entering an exhibit in this fair or exhibition I will accept any disciplinary action taken by the management of this fair or exhibition for any violation of this code of ethics and any other rules of competition of the fair or exhibition without recourse against the fair or exhibition.
- I want my exhibit to be an example of how to accept what life has to offer both, good and not so good, and how to live with and learn from the outcome.
- I will not be involved in any illegal activities while participating in 4-H and FFA events, including but not limited to alcohol, tobacco or drug use.

IAFE (International Association of Fairs and Expositions) National Code of Show Ring Ethics*

Exhibitors of animals at livestock show shall at all times deport themselves with honesty and good sportsmanship. Their conduct in this competitive environment shall always reflect the highest standards of honor and dignity to promote the advancement of agricultural education. This code applies to junior as well as open class exhibitors who compete in structured classes of competition. This code applies to all livestock offered in any event at a livestock show. In addition to the "IAFE National Code of Show Ring Ethics", fairs and livestock shows may have rules and regulations which they impose on the local, county, state, provincial and national levels.

All youth leaders working with junior exhibitors are under an affirmative responsibility to do more than avoid improper conduct or questionable acts. Their moral values must be

so certain and positive that those younger and more pliable will be influenced by their fine example. Owners, exhibitors, fitters, trainers and absolutely responsible persons who violate the code of ethics will forfeit premiums, awards and auction proceeds and shall be prohibited from future exhibition in

accordance with the rules adopted by the respective fairs and livestock shows. Exhibitors who violate this code of ethics demean the integrity of all livestock exhibitors and should be prohibited from competition at all livestock shows in the United States and Canada.

The following is a list of guidelines for all exhibitors and all livestock in competitive events:

- All exhibitors must present, upon request of fair and livestock show officials, proof of ownership, length of ownership and age of all animals entered. Misrepresentation of ownership, age, or any facts relating thereto is prohibited.
- Owners, exhibitors, fitters, trainers, or absolutely responsible persons shall provide animal health certificates from licensed veterinarians upon request by fair or livestock show officials.
- Junior exhibitors are expected to care for and groom their animals while at fairs or livestock shows.
- Animals shall be presented to show events where they will enter the food chain free of violative drug residues. The act of entering an animal in a livestock show is the giving of consent by the owner, exhibitor, fitter, trainer and/or absolutely responsible person for show management to obtain any specimens of urine, saliva, blood, or other substances from the animal to be used in testing. Animals not entered in an event which culminated with the animal entering the food chain shall not be administered drugs other than in accordance with applicable federal, state and provincial statutes, regulations and rules. Livestock shall not be exhibited if the drugs administered in accordance with federal, state and provincial statutes, regulations and rules affect the animal's performance or appearance at the event.

If the laboratory report on the analysis of saliva, urine, blood, or other sample taken from livestock indicates the presence of forbidden drugs or medication, this shall be prima facie evidence such substance has been administered to the animal

either internally or externally. It is presumed that the sample of urine, saliva, blood, or other substance tested by the laboratory to which it is sent is the one taken from the animal in question, its integrity is preserved and all procedures of said collection and preservation, transfer to the laboratory and analysis of the sample are correct and accurate and the report received from the laboratory pertains to the sample taken from the animal in question and correctly reflects the condition of the animal at the time the sample was taken, with the burden on the owner, exhibitor, fitter, trainer, or absolutely responsible person to prove otherwise.

At any time after an animal arrives on the fair or livestock show premises, all treatments involving the use of drugs and/or medications for the sole purpose of protecting the health of the animal shall be administered by a licensed veterinarian.

- Any surgical procedure or injection of any foreign substance or drug or the external application of any substance (irritant, counterirritant, or similar substance) which could affect the animal's performance or alter its natural contour, confirmation, or appearance, except external applications of substances to the hoofs or horns of animals which affect appearance only and except for surgical procedures performed by a duly licensed veterinarian for the sole purpose of protecting the health of the animal, is prohibited.
- The use of showing and/or handling practices or devices such as striking animals to cause swelling, using electrical contrivance, or other similar practices are not acceptable and are prohibited.
- Direct criticism or interference with the judge, fair or the exhibitors, breed representatives, or show officials before, during, or after the

competitive event is prohibited. In the furtherance of their official duty, all judges, fair and livestock show management, or other show officials shall be treated with courtesy, cooperation and respect and no person shall direct abusive or threatening conduct toward them.

- No owner, exhibitor, fitter, trainer, or absolutely responsible person shall conspire with another person or persons to intentionally violate this code of ethics or knowingly contribute or cooperate with another person or persons either by affirmative action or inaction to violate this code of ethics. Violation of this rule shall subject such individual to disciplinary action.
- The application of this code of ethics provides for absolute responsibility for an animal's condition by an owner, exhibitor, fitter trainer, or participant whether or not he or she was actually instrumental in or had actual knowledge of the treatment of the animal in contravention of this code of ethics.
- The act of entering an animal is the giving of consent by the owner, exhibitor, fitter, trainer, or absolutely responsible person to have disciplinary action taken by the fair or livestock show for violation of this Code of Show Ring Ethics and any other rules of competition of the fair or livestock show without recourse against the fair or livestock show. The act of entering an animal is the giving of consent that any proceedings or disciplinary action taken by the fair or livestock show may be published with the name of the violator or violators in many publication of the International Association of Fairs and Expositions, including Fairs and Expositions and any special notices to members.
- The act of entering of an animal in a fair or livestock show is the giving of verification by the owner, exhibitor, fitter, trainer, or absolutely responsible person that he or she has read the IAFE National Code of Show Ring Ethics and understands the consequences of and penalties provided for actions prohibited by the code. It is further a consent that any action which contravenes these rules and is also in violation of federal, state, or provincial statutes, regulations, or rules may be released to appropriate law enforcement authorities with jurisdiction over such infractions.

***This Code of Ethics was adopted at the Association of Iowa Fairs, Inc. Convention in December 2002, and revised in December of 2003. We, as members of the association, are printing it in our Fair book as a Guideline for conduct. All rules and decisions, whether General and County Fair take precedence.**