



**OSCEOLA COUNTY FAIR  
KISSIMMEE VALLEY LIVESTOCK SHOW  
OSCEOLA COUNTY 4-H  
COMMERCIAL LAYING HENS RECORD BOOK**



**Project Year: \_\_\_\_\_**

*Level Age as of Sept 1 of project year*

|             |               |                      |                |
|-------------|---------------|----------------------|----------------|
| Circle One: | Junior (8-10) | Intermediate (11-13) | Senior (14-18) |
|-------------|---------------|----------------------|----------------|

**Exhibitor's Name:** \_\_\_\_\_ **Age (as of Sept 1 of project yr.):** \_\_\_\_\_

**4-H Club or Chapter:** \_\_\_\_\_ **Years in Project (for this animal species):** \_\_\_\_\_

**Leader Signature:** \_\_\_\_\_ **Leader's Name:** \_\_\_\_\_

**I hereby certify that as the exhibitor of this project I have been personally responsible for the care of this animal, have personally kept records on this project for the current year, and have personally completed this record book in my own handwriting.**

**Exhibitor Signature:** \_\_\_\_\_ **Date:** \_\_\_\_ / \_\_\_\_ / \_\_\_\_

**I, the parent/ guardian certify that my child has completed this project and this record book and will comply with all the Rules and Regulations of this fair.**

**Parent/Guardian Signature:** \_\_\_\_\_ **Date:** \_\_\_\_ / \_\_\_\_ / \_\_\_\_

**Livestock Drug Statement: I/We hereby certify that any drug, antibiotic, or biological substance which may have been administered by myself, or any other person, was done so in strict compliance with the manufacturer's label requirements or as prescribed by a veterinarian.**

**Exhibitor Signature:** \_\_\_\_\_ **Date:** \_\_\_\_ / \_\_\_\_ / \_\_\_\_

**Parent/Guardian Signature:** \_\_\_\_\_ **Date:** \_\_\_\_ / \_\_\_\_ / \_\_\_\_

**CATEGORY CHOICE FOR KVLS JUDGING**

*If you would like to compete in the record book competition for the fair, please select Graded. If you do not wish to compete, please select Pass/Fail. Please sign beside the section you choose. If you choose pass/fail please be aware that you are opting out of the competition for awards in record book placing and your book will not receive a graded score from KVLS. Any book without a choice will automatically be put into the Pass/Fail category. A record book may be moved into the Pass/Fail category at the Record Book Committee's discretion if it is evident that the book has not been completed by the exhibitor.*

**Select one**

\_\_\_\_\_ **Please enter my book in the Graded category. Exhibitor Signature:** \_\_\_\_\_

\_\_\_\_\_ **Please enter my book in the Pass/Fail category. Exhibitor Signature:** \_\_\_\_\_

**ALL BOOKS WILL BE TURNED IN PRIOR TO ANIMAL SHOWS REGARDLESS OF CATEGORY CHOICE.**

# COMMERCIAL LAYING HENS RECORD BOOK

## CHECK OFF LIST 2022-2023

Record books are due on **Wednesday, January 25, 2023** prior to taking the Skill-A-Thon **from 2:00 - 6:00 p.m.** at the KVLS Arena.

**Report Cards:** All exhibitors must bring report cards to the Skill-a-Thon on **January 25, 2023**. If you do not bring your report card you must take the Skill-a-Thon and make a passing grade of at least 70%.



### KVLS CHECKLIST:

(COMPLETE AND SIGN THIS LIST BEFORE TURNING IN TO KVLS IN JANUARY)

|  |  |
|--|--|
| <b>FOLDERS:</b><br><u>Graded Books:</u> 4-H GREEN PROJECT COVER (4-H Exhibitors), <b>BLUE PRONGED FOLDER</b> (w/ FFA logo glued to front) (FFA Exhibitors)<br><br><u>Pass/Fail:</u> 4-H GREEN PROJECT COVER/ OR PLAIN GREEN PRONGED FOLDER   |  |
| (The following items paper clipped inside front cover)<br><b>TYPED AUCTIONEER STATEMENT KVLS SCORE SHEET</b>   |  |
| <b>PAGES IN CORRECT ORDER</b><br>[ <b>SIGNED</b> Cover Page, Project Expenses (Inventory, Animal, All Feed, Non-Feed Expense, Health), Other Income, Financial Summary, Demonstrations and Exhibits, Leadership and Citizenship, Certificates (Participation/Demonstration), Project Attachments (Project Story & Project Pictures), Club Meeting Log] |  |

**Look through your record book again and make sure each page is complete.**

**NOTE:** Show/Sale Record (pg. 12), Financial Summary/Project Summary (“AFTER SALE” data in the right column pg. 13), Project Activities (pg. 19), and Meetings after fair (pg. 24) are to be **completed after the Show and Sale.**

**REMINDERS!** Your record book must be completed and receive a score of 70% or higher (if Graded) or a Pass (if in Pass/Fail) in order to participate in the KVLS Commercial Laying Hen Show and Sale.

**Record books MUST be completed by the exhibitor in their own handwriting. If a book is turned in to the KVLS in the Graded category, and it is evident to the committee that book has not been personally completed by the exhibitor, the record book committee reserves the right to place the book in the Pass/Fail category.**

Please sign below to verify that you have completed the above check off list.

**Exhibitor Signature** \_\_\_\_\_

**Date** \_\_\_\_ / \_\_\_\_ / \_\_\_\_

**Parent/Guardian Signature** \_\_\_\_\_

**Date** \_\_\_\_ / \_\_\_\_ / \_\_\_\_



### 4-H CHECKLIST:

(COMPLETE AND SIGN AFTER FAIR BEFORE TURNING IN TO 4-H IN MAY)

|   |  |
|---|--|
| <b>4-H GREEN PROJECT COVER or GREEN PRONGED FOLDER</b>  |  |
| <b>SIGNED COVER PAGE</b>  |  |
| <b>ALL PROJECT REPORT AREAS (post fair)</b><br>Show/Sale Record (pg. 12), Financial Summary/Project Summary (“AFTER SALE” data in the right column pg. 13), Project Activities (pg. 19), and Meetings after fair (pg. 24) |  |
| <b>UPADATED PROJECT STORY/ PHOTOS</b>   |  |
| <b>ACTIVITY LOG (SIGNED BY 4-H LEADER)</b>  |  |
| <b>CERTIFICATES for Leadership, Citizenship, Demo/Talk, Community Service (club level)</b>  |  |

I personally prepared this report and it is a true record of my 4-H project. **Record books MUST be completed in member’s handwriting.**

Approval of this report

4-H Member Signature: \_\_\_\_\_

Date: \_\_\_\_ / \_\_\_\_ / \_\_\_\_

Parent/Guardian Signature: \_\_\_\_\_

Date: \_\_\_\_ / \_\_\_\_ / \_\_\_\_

Record books are due to 4-H on Monday, May 1, 2023.

**Make sure you fill-in after fair information to receive maximum points.**

# KVLS MARKET ANIMAL RECORD BOOK JUDGING SHEET

NAME \_\_\_\_\_ AGE \_\_\_\_\_

CLUB \_\_\_\_\_

**\*\* Please see instructions on page 2, under KVLS checklist, for information about required covers.**

| SECTION  | COMMENTS | POSSIBLE SCORE | ACTUAL SCORE |
|--|----------|----------------|--------------|
| Inventory: Animal and Equipment                  |          | 20             |              |
| Expenses: feed, hay, non- feed, and vet (health) |          | 20             |              |
| Project Financial Summary                        |          | 10             |              |
| Demonstrations and Exhibits                      |          | 10             |              |
| Leadership & Citizenship                         |          | 6              |              |
| Knowledge and Skills, I gained                   |          | 5              |              |
| Project Story                                    |          | 15             |              |
| Project Pictures                                 |          | 10             |              |
| Spelling and Neatness                            |          | 4              |              |
| <b>Subtotal – Possible Score</b>                 |          | <b>100</b>     |              |
| <b>Bonus Points</b>                              |          |                |              |
| <b>Total Points Possible</b>                     |          |                |              |

**No plastic covers on pages**

100 – 90      Blue  
 89 – 80      Red  
 79 and under    White

JUDGE'S COMMENTS: \_\_\_\_\_

\_\_\_\_\_

# Osceola County 4-H Project Report Score Sheet

Name: \_\_\_\_\_ Club: \_\_\_\_\_

Project Area: \_\_\_\_\_ Age Division: \_\_\_\_\_ Years in Project: \_\_\_\_\_

| Points Earned   | Possible Points | Criteria   | Comments |
|---|-----------------|--|----------|
| <b>Section 1: Project Plans and Goals (6 points possible)</b> |                 |  |          |
|   | 6               | <b>This is what I want to accomplish this year:</b><br>- Ability to set obtainable and relevant goals.<br>- <b>Goal</b> should be in project area. 2 points off if not.  |          |
| <b>Section 2: Project Overview (35 points possible)</b>       |                 |  |          |
|   | 9               | <b>4-H Presentations-</b> 3 points off if 1 presentation is NOT in project area<br>- A minimum of <b>one</b> oral presentation related to your project work.<br>- Expectations: JR-1, INT-2, SR-3  |          |
|   | 4               | <b>Exhibit-</b> Automatic 2 points off if one exhibit is NOT in project area<br>- A minimum of <b>one</b> exhibit must be in your project area.<br>- Two exhibits required   |          |
|   | 8               | <b>Leadership-</b> Automatic 2 points off if one is NOT in project area<br>- A minimum of <b>one</b> leadership activity in your project area.<br>- Expectations: JR/INT-2, SR-4   |          |
|   | 8               | <b>Citizenship- NOT required in project area</b><br>- Expectations: JR/INT-2, SR-4   |          |
|   | 6               | <b>Knowledge and Skills, I Gained:</b><br>- One item under each category should be checked.  |          |
| <b>Section 3: Project Attachments (59 points possible)</b>    |                 |  |          |
|   | 10              | <b>Financial Summary Page</b><br>-All sections that are applicable should be filled out.   |          |
|   | 24              | <b>Activities/Project Book– 4 points for each activity completed</b><br>- Completed required number of activities ( <b>six</b> ) outlined in the project as evidence of learning project skills.<br>- Activity Forms can be submitted for an activity you completed.<br>- Approved county level workshop certificates (with Agent signature) may be substituted as an activity.<br>- Leader signature is acceptable for Market Animal projects |          |
|   | 15              | <b>Project Story</b><br>- Story portrays experiences with project work.<br>- Answers required questions<br>- Meets length requirements (JR-4 paragraphs, INT-5 paragraphs, SR-6 paragraphs)<br>- Shows a beginning, middle and end<br>- If a market animal project, includes information after fair.<br>-See guidelines within 4-H Project Report  |          |
|   | 10              | <b>Project Pictures-</b> Automatic 3 points off if captions or dates are missing<br>- Shows member actively engaged in learning experiences with their project (evidence of beginning, middle and end /with captions and dates). 3 points for completion of each section. A picture at fair should be included.<br>- Minimum of 3 photos and maximum of 20.<br>- Printed photo collages are allowed.   |          |
|   | <b>100</b>      | <b>Total Score</b>   |          |

Evaluators: \_\_\_\_\_ Commercial Laying Hen Record Book Page 4

## **HELPFUL HINTS**

- Read the whole record book through before you start. You may want to make a copy of your record book to use as a rough draft.
- Fill in the inventory first, use last year's book and start with what you already have on hand.
- Keep your records up to date.
- If you need more pages, print them yourself and fasten them in the book.
- When items or supplies have been **donated** to you for use in your project, make sure to give the item or supply a value.
- Do not include materials in the Record Book that will add "bulk" (example: various scrapbook embellishments, such as buttons, eyelets, ribbons, dimensional stickers, letters, etc.) Use only "flat" stickers, photos, etc.
- Do not confuse page numbers with section numbers.
- **Buyer Letters must be attached and typed.**
- Record books must be completed in order to be eligible for the sale. Incomplete record books will receive a zero under record book and returned to the youth at fair check in to complete. Failure to complete the record book will result in not being able to sell the birds and default to the production trio rules and awards.

**NOTICE TO PARENTS:** Parents may, and should, provide leadership and guidance for the exhibitor. However, the Record Book must be compiled and completed by the exhibitor **in their own handwriting**. If a book is turned in to be graded and is found to not be in the exhibitor's handwriting, the book will be moved (at committee's discretion, to the Pass/Fail category).

**CURRENT YEAR:** All information in this Record Book is to include those activities and events you have done this project year (beginning to end of project). Do not include information that you did last year, or the years before, only include current information. Please list date in **mm/dd/yy** format for all pages.

**NEATNESS:** You can use either a pencil or pen. You may either print or use cursive writing. You may use lined or plain papers for your story and picture pages. (Make sure there are no ragged edges). If you make a mistake, erase it completely, or use white-out to correct pen errors. Make your records as neat as possible. **THE ONLY SECTIONS THAT CAN BE TYPED ARE THE PROJECT STORY AND THE AUCTIONEER'S STATEMENT.**

**ACTIVITIES:** A total of 6 activities need to be completed. Completing the Skill-A-Thon book will provide 2 activity points, attending workshops, and the extra activities provided in this record book will help to satisfy this requirement. Certificates for interactive activities and workshops issued by the Extension Office may count toward your six required activities. It is recommended that you complete the Skill-A-Thon book to help prepare you for the Skill-A-Thon. Skill-A-Thon books can be found on the Osceola County Fair web site under navigation tab PARTICIPATE>LIVESTOCK>RECORD BOOK & SKILL-A-THON BOOKS.

**Before turning in to 4-H in May have your leader sign the Activity Page showing they have seen your six (6) completed Activities.**

## **WHY KEEP RECORDS?**

- To have an account of all your accomplishments in one place.
- Records point out the advantages and disadvantages of projects.
- Records reflect your interest as a 4-H/FFA member.
- Records show self-improvement and service to others.
- Records show others what you have done.
- By keeping records, this will train you for future work.
- Records can qualify you for contests, awards and scholarships.

# COMMERCIAL LAYING HENS PROJECT INVENTORY

## Project Terms and Explanations

### Notes for Project Inventory

1. **Project Year - Based on a calendar year. Current project year is same year as current Fair.**
2. **Date acquired** - List the date you obtained this item, on items older than 1 year, the year will be sufficient. If you are borrowing items, you still need to list the item.
  3. **Purchase cost or value** - What did this item cost when you obtained it? (Fair market value)
4. **Value at Beginning of Project- Same as purchase cost for items purchased current calendar year. On items from previous years this should be the value from last year's ending inventory or depreciated value of 10% of purchase cost per project year.**
  5. **Depreciation of 10%** - This will be 10%, per calendar year, of the **original** purchase cost for the items you will still have at the end of the project. This includes items you had at the beginning of the project as well as items purchased during the current calendar year. Depreciation is the loss in value of your assets and is an expense. This calculation should be displayed as a money value. Your work needs to be checked with a calculator and must list the number of years you are depreciating.
  6. **Value at the end of the project-** This is the value at the beginning of the project minus the depreciation.

### Examples:

| Items Description       | Year Acquired  | Purchase Cost or Value | Value at beginning of project  | Depreciation (10% of purchase cost, for this calendar year) | Value at end of project |
|-------------------------|----------------|------------------------|--|---|-------------------------|
| Rope                    | 2019 (3 years) | \$5.00                 | (Depreciated 10% for 3 years)<br>\$3.50                                | \$0.50  | \$3.00                  |
| Comb                    | 2020 (2 years) | \$5.00                 | (Depreciated 10% for 2 years)<br>\$4.00                                | \$0.50  | \$3.50                  |
| Bucket                  | 2021 (1 year)  | \$6.00                 | (Depreciated 10% for 1 year)<br>\$5.40                                 | \$0.60  | \$4.80                  |
| Brush                   | 2022 (current) | \$4.00                 | (No Previous Depreciation - purchased current calendar year)<br>\$4.00 | \$0.40  | \$3.60                  |
| Total Depreciation*     |                | XXXXXX                 | XXXXXXXXXXXXXXXXXX   | \$2.00  | XXXXXX                  |
| Value of Project Assets |                | XXXXXX                 | XXXXXXXXXXXXXXXXXX   | XXXXXXXXXXXXXXXXXX  | \$14.90                 |

IF AN ITEM IS GIVEN TO YOU OR **DONATED** INCLUDE A PRICE IN THE PURCHASE COST COLUMN, AS THIS ITEM STILL HAS VALUE. Notate that it was donated beside item. If you build something large with a lot of parts (like a pen) please put the total value of the constructed item.

## PROJECT INVENTORY

List all equipment and assets you had at the beginning of the project. After listing existing inventory, you must list items you purchased this year that you will keep after the project is finished. List all equipment that is used for the project or points will be deducted. If an item is a gift, it will still need to be given a dollar value. **List items you will keep past the end of this project on this page only** (inventory examples include clippers, blowers, chutes, tack, etc.) Do NOT list expendable items such as shampoo, etc. **Refer to Project Terms and Explanation, for descriptions of each column. ALL NUMBERS SHOULD BE ROUNDED TO TWO DECIMAL PLACES.**

**\*\*Note-Juniors/Intermediates are only required to take 10% off. Seniors are required to calculate fully.**

| Item Description                                       | Year Acquired       | Purchase Cost or Value (A) | Value at beginning of project (B)                           | Depreciation (10% of purchase cost, per calendar year) (C) | Value at end of project (D) |
|--|---------------------|----------------------------|---|--|-----------------------------|
| Bucket   | 2022 (1 year)       | \$6.49                     | $6.49 * 0.10 = .649 \approx 0.65$<br>$6.49 - 0.65 = \$5.84$ | $6.49 * 0.10 = 0.649 \approx 0.65$                         | $5.84 - 0.65 = \$5.19$      |
| Brush  | 2023 (Current Year) | \$4.99                     | No previous year Depreciation \$4.99                        | $4.99 * 0.10 = 0.499 \approx 0.50$                         | $4.99 - 0.50 = \$4.49$      |
|  |                     |                            |   |  |                             |
|  |                     |                            |   |  |                             |
|  |                     |                            |   |  |                             |
|  |                     |                            |   |  |                             |
|  |                     |                            |   |  |                             |
|  |                     |                            |   |  |                             |
|  |                     |                            |   |  |                             |
|  |                     |                            |   |  |                             |
|  |                     |                            |   |  |                             |
|  |                     |                            |   |  |                             |
|  |                     |                            |   |  |                             |
|  |                     |                            |   |  |                             |
|  |                     |                            |   |  |                             |
|  |                     |                            |   |  |                             |
|  |                     |                            |   |  |                             |
|  |                     |                            |   |  |                             |
|  |                     |                            |   |  |                             |
|  |                     |                            |   |  |                             |
| <b>Total Depreciation (Depreciation is an Expense)</b> |                     |                            |   | \$   |                             |
| <b>Value at End/Total Assets</b>                       |                     |                            |   |  | \$                          |











**SALE RECORD** (to be completed after the sale)

| <b>SALE DATE</b><br>mm/dd/yy | <b>BUYER</b> | <b>PRICE PER PEN</b> | <b>*PRICE PER BIRD</b> | <b>TOTAL SALE PRICE</b> |
|------------------------------|--------------|----------------------|------------------------|-------------------------|
|                              |              |                      |                        |                         |

\*PRICE PER BIRD IS (PRICE PER PEN/3 BIRDS)

If you received add-ons, write the amount(s) below under Sponsor Income.

**(12a) TOTAL SALE INCOME AMOUNT**

|    |
|----|
| \$ |
|----|

**SPONSOR/ADD-ON INCOME**

You should record here any money given to you, to support your project, by sponsors. Do not turn in your money - You are responsible for collecting monies pledged.

| <b>Sponsors name</b>                                   | <b>Total</b> |
|--|--------------|
|  |              |
|  |              |
|  |              |
|  |              |
|  |              |
|  |              |
|  |              |
|  |              |
|  |              |
|  |              |
|  |              |
| <b>Total sponsor income, if none, enter zero (12b)</b> | <b>\$</b>    |

## FINANCIAL SUMMARY

Find your PROFIT or (LOSS) on this page. Use the section numbers from your record book, or page numbers as indicated below. Enter the amounts below, then calculate the Total Receipts (Income) and Total Expenses. Make sure all amounts are shown with **2 decimal places**. If an amount is zero, please write as \$0.00

### RECEIPTS / INCOME

### BEFORE SALE

### AFTER SALE

1. Project Inventory (pg. 7, column D)
2. Animal Value (pg. 8, column B)  
Used estimated value before sale  
Use actual value after sale (pg. 12a)
3. Other Income (pg. 11)
4. Awards/Premiums (pg. 11c)
5. Sponsor / Add-on Income (pg. 12b)
6. **Total Receipts / Income**  
Before Sale (Add lines 1 thru 3)  
After Sale (Add lines 1 thru 5)

|                    |   |  |
|--------------------|---|--|
|                    | 1 |  |
|                    | 2 |  |
|                    | 3 |  |
| XXXXXXXXXXXXXXXXXX | 4 |  |
| XXXXXXXXXXXXXXXXXX | 5 |  |
|                    | 6 |  |

7. Animal Expense (pg. 8, column A)
8. Depreciation (pg. 7, column C)
9. Feed Expenses (pg. 9, column B)
10. Non-Feed Expenses (pg. 10)
11. Other Deductions (Ex: Ultrasound,  
Check-off Fee, Buyer's Reception)
12. Commission\* to KVLS  
\*5% x Sale Price
13. Total Expenses  
Before Sale (Add lines 7 thru 10)  
After Sale (Add lines 7 thru 12)

|                    |    |  |
|--------------------|----|--|
|                    | 7  |  |
|                    | 8  |  |
|                    | 9  |  |
|                    | 10 |  |
| XXXXXXXXXXXXXXXXXX | 11 |  |
| XXXXXXXXXXXXXXXXXX | 12 |  |
|                    | 13 |  |

### BEFORE SALE

### AFTER SALE

14. Total PROFIT OR (LOSS)  
Subtract Total Expenses from Total Receipts  
[ Line 6 – Line 13 = P or (L) ]

|  |    |  |
|--|----|--|
|  | 14 |  |
|--|----|--|




\*Estimated value = \$15.00 that is the buyback value.

## Activity 1

Common Diseases & Internal/External Parasites-Complete the chart from Skill-a-thon Book

| Disease  | Affects Primarily   | Cause  | Signs & Lesions   | Prevention (P) & Treatments (T)  |
|--|---|--|---|--|
| <b>Fowl Cholera</b>                                    | Most birds  |  |   | P-Clean ground, good management. Eliminate rodents, predators. Medications, use clear antibiotics for layers. Complete clean out.  |
| <b>Coccidiosis</b>                                     | Chickens, turkeys, <b>one of most prevalent diseases worldwide.</b> |  |   | Use preventive drugs (coccidiostats). Screen droppings from birds. In acute outbreak give recommended drugs in water according to directions. May try (1/4 c. vinegar to each gal. water). |
| <b>Infectious Coryza</b>                               | Chickens only   | Recovered apparently healthy birds remain carriers. Contact at poultry shows. Sick birds. Dust or water contaminated by discharge. |   | P-Don't mix age groups. T-Antibiotics or sulfa drugs effective in some cases. Use as cleared by vet.   |
| <b>Lice</b>  |   |  | Lack of appetite, diarrhea, sleeplessness, set less, lower egg production.  | P-Clean buildings & use roost paint. T-Dust adults with Sevin.   |
| <b>Marek's Disease</b><br><br><b>(Range Paralysis)</b> | Chickens  | Herpes virus. Airborne or other contaminated skin & feather dust (dander). Contaminated litter. Infected birds.                    |   | P-Vaccinate day-old chicks. Buy vaccinated chicks. T-None.   |
| <b>Newcastle Disease</b>                               | Most birds  |  | Gasping, coughing, nasal discharge, uncoordinated, paralysis. Rapid spread, high mortality. Adults may show only respiratory symptoms & egg productions drop          | P-Vaccination. T-None.   |
| <b>Avian Pox</b>                                       |   | Virus. Direct contact with infected birds. Mosquitoes carry virus from wild & other birds.   | Dry Pox; small yellow warts on wattles, comb, face. These increase in size. Dark brown scabs form, then drop off. Wet Pox; yellow, cheesy lesions in mouth, windpipe. |  |
| <b>Pullorum Disease</b>                                | Chickens, turkeys, pheasants, guineas                               |  | Pasted vents in chicks 1 to 21 days old, sudden death or huddling, pneumonia.   | P-Buy pullorum-free chicks. T-Variou drugs, antibiotics. Follow label recommendations. Destroy birds.  |
| <b>Rickets</b>   | Young chickens (4wks) mostly top heavy & Cornish Rock.              | Deficiency of Vitamin D & Calcium (can't have excess of either).   |   | T-Give cod liver oil (1 ounce a week) Once crippled, cannot be cured.  |
| <b>Worms</b>   | All birds. Don't affect ducks & geese as much.                      |  | May cause un-thriftiness & slow growth. Roundworms-3-6 inches long, pencil lead in diameter. Tapeworms-flat ribbon-like, segmented.                                   | P-Rotate birds in yards or pens. Screen off areas of heavy fecal deposits. T-Variou drugs. Follow label.   |

## Activity 2 - Reading a Feed Tag

# Starter/Broiler Crumble

## 1161

For Growing Chickens

**GUARANTEED ANALYSIS**

|                             |       |                         |             |
|-----------------------------|-------|-------------------------|-------------|
| Crude Protein... (min)..... | 22.0% | Potassium... (min)..... | 0.70%       |
| Lysine... (min).....        | 0.60% | Salt... (min).....      | 0.50%       |
| Methionine... (min).....    | 0.20% | Salt... (max).....      | 0.60%       |
| Crude Fat... (min).....     | 4.5%  | Selenium... (min).....  | 30ppm       |
| Crude Fiber... (max).....   | 5.0%  | Vitamin A... (min)..... | 4,200 IU/Lb |
| Calcium... (min).....       | 2.0%  | Vitamin D... (min)..... | 1600 IU/LB  |
| Calcium... (max).....       | 2.5%  | Vitamin E... (min)..... | 18 IU/LB    |
| Phosphorus... (min).....    | 1.00% |                         |             |

**INGREDIENTS**


Grain Products, Plant Protein Products, Animal Protein Products, NO Poultry By-products, Millet, Flax, Sunflower, Kelp, Salt, Molasses, Diatomaceous earth, Dicalcium Phosphate, Dehydrated Seaweed Meal, Salt, Calcium Carbonate, Vitamin A Supplement, Vitamin D3 Supplement, Vitamin E Supplement, Menadione Nicotinamide Bisulfite Complex, Riboflavin Supplement, D-Calcium Pantothenic Acid, Niacin Supplement, Choline Chloride, Vitamin B12 Supplement, Folic Acid, Thiamine Hydrochloride, Pyridoxine Hydrochloride, Biotin, Manganese Sulfate, Ferrous Sulfate, Calcium Iodate, Zinc Sulfate, Copper Sulfate, Sodium Selenite, Dried Aspergillus Oryzae Fermentation Extract, Saccharomyces Cerevisiae, Dried fermentation product of Lactobacillus Acidophilus, Dried fermentation product of Lactobacillus Casei, Dried fermentation product of Lactobacillus plantarum, Dried fermentation product of Enterococcus Faecium, Dried fermentation product of Bacillus Coagulans, Dried fermentation product of Bacillus Licheniformis, and Dried fermentation product of Bacillus Subtilis.

**FEEDING DIRECTIONS**

Feed as a complete feed for growing chickens. Provide plenty of fresh clean water at all times.

Manufactured By  
**MICUBE INC.**  
Hamilton, Texas 76531  
**01 5164 17 White**

Net Wt. 50 Lbs (22.6 kg)



**SOY FREE & NON-GENETICALLY MODIFIED**  
FORTIFIED WITH  
**ORGANIC FERTRELL POULTRY NUTRI-BALANCER**

Recommended Protein levels for chickens 0-3 weeks of age 23.0%, 3-6 weeks of age 20%, 6-8 weeks of age 18%

How much is the protein content for this feed tag? \_\_\_\_\_

List what vitamins are included in this feed tag? \_\_\_\_\_

What other nutrients are in the feed? \_\_\_\_\_

Who is this feed intended for? \_\_\_\_\_

How much protein should a bird receive starting at 8 weeks? \_\_\_\_\_

Circle the protein level and directions.



## Section 1: Project Plans and Goals

Complete this section at the beginning of your project.

**This is what I want to learn this year (choose two project goals):**

1. \_\_\_\_\_

\_\_\_\_\_

\_\_\_\_\_

2. \_\_\_\_\_

\_\_\_\_\_

\_\_\_\_\_

Member Signature: \_\_\_\_\_ Date: \_\_\_\_\_

**This is what my leader/adult agreed to help me do:**

\_\_\_\_\_

\_\_\_\_\_

\_\_\_\_\_

\_\_\_\_\_

\_\_\_\_\_

Leader/Adult Signature: \_\_\_\_\_ Date: \_\_\_\_\_



## Section 2: Project Overview

### Presentations

List your 4-H Presentations (demonstrations and illustrated talks). This is an opportunity to tell others about your 4-H project. Some examples of places that 4-H Presentations can be done are at 4-H club meetings, County Events, District Events, school, etc. Presentations should not occur at home. If your club meets at your home, write club meeting as the location. **If listed in Presentations section, they cannot be listed in Leadership Section.**

**4-H REQUIREMENTS:** complete by May turn-in

- Juniors: 1 presentation, MUST be project related.
- Intermediates: 2 presentations, 1 MUST be project related.
- Seniors: 3 presentations, 1 MUST be project related.

**KVLS REQUIREMENT:** 1 presentation (by record book turn in (January))

| DATE            | PRESENTATION TITLE/ PROJECT AREA | LOCATION   |
|-----------------|----------------------------------|--|
| Ex:<br>11/30/21 | Different Dog Breeds/ Dog        | 4-H County Events,<br>Osceola Extension, Kissimmee |
|                 |                                  |  |
|                 |                                  |  |
|                 |                                  |  |

### Exhibits

Exhibits are an opportunity for you to **show what you learned within your 4-H project**. This may be done by exhibiting something in the fair (for example showing your animal, participating in Fashion Revue, creating a game board, project tabletop) or through a contest (for example Marine Ecology, Consumer Choices, showmanship at Fair, showing at a prospect show).

**4-H REQUIREMENT:** complete by May turn-in

- All: 2 Exhibits, 1 MUST be project related.

**KVLS REQUIREMENT:** Minimum of 2 (can also list upcoming show/sale or events in February).

| DATE            | PROJECT AREA/ EXHIBIT   | LOCATION                            |
|-----------------|-------------------------|-------------------------------------|
| Ex:<br>02/10/21 | Hog/ Junior Showmanship | KVLS Livestock Pavillion, Kissimmee |
|                 |                         |                                     |
|                 |                         |                                     |
|                 |                         |                                     |
|                 |                         |                                     |
|                 |                         |                                     |

## Leadership

Leadership is defined as any time when you **teach or lead others**. Keep in mind that sometimes a demonstration can be considered leadership. This is only if the audience is also doing the task at the same time. **If it is listed in the demonstration/presentation section, it cannot be listed for leadership.** PLEASE LIST EACH LEADERSHIP ACTIVITY SEPARATELY.

Examples: camp counselor, club officer, show others how to groom an animal, Farm City Ambassador, etc.

### REQUIREMENTS:

- Juniors & Intermediates: 2 Leadership Activities, 1 MUST be project related.
- Seniors: 4 Leadership Activities, 1 MUST be project related.

Two points will automatically be deducted if NO leadership is listed in project area.

| DATE         | DESCRIPTION OF ACTIVITY     | YOUR ROLE   |
|--------------|-----------------------------|---|
| Ex: 11/13/22 | Lead a workshop on grooming | Taught others how to clip their steer for a show. |
|              |                             |   |
|              |                             |   |
|              |                             |   |
|              |                             |   |
|              |                             |   |
|              |                             |   |

## Citizenship/Community Service

Citizenship is anytime you have **helped others**. Did you help someone out? Did you donate something? Did you help the environment? Did you volunteer or donate your time to something you didn't personally benefit from? PLEASE LIST EACH CITIZENSHIP ACTIVITY SEPARATELY.

Example: helping a friend build a hog pen, help pick-up litter, or donating your old show shirt to a 4-H member.

### REQUIREMENTS:

- Juniors & Intermediates: 2 Citizenship/Community Service Activities
- Seniors: 4 Citizenship/Community Service Activities

| DATE         | DESCRIPTION OF ACTIVITY                                    | YOUR ROLE            |
|--------------|--|----------------------|
| Ex: 10/15/22 | Volunteered with Heavenly Hooves at Partin Ranch Corn Maze | Help gave pony rides |
|              |  |                      |
|              |  |                      |
|              |  |                      |
|              |  |                      |
|              |  |                      |

**\*Even if including a certificate chart from your leader in the back for presentations, leadership, or citizenship; these pages still need to be filled out.**

## Knowledge and Skills, I Gained

There are many things to learn in 4-H. Check each item below that you learned or improved in 4-H during the past year. One item under each category should be checked.

*I learned or improved my ability to...*

### HEAD (*Independence*)

- try something new
- set goals for myself
- plan a project
- keep myself organized
- keep track of finances
- keep records of my work
- gain knowledge of my project
- get more information about something interested in
- use resources wisely
- participate in a business meeting
- run a business meeting
- make wise choices and decisions
- solve problems
- learn from my mistakes
- understand that it's ok to change my mind if I need to
- pay attention to instructions

### HEART (*Belonging*)

- speak confidently in front of a group
- give a public presentation
- share my feelings or point of view
- make myself understood without being loud
- listen to other people
- respect someone else's feelings
- resolve differences of opinion
- appreciate my cultural heritage
- accept people who are different from me
- get along with other kids
- make others feel welcome
- stand up for others
- make new friends
- appreciate the importance of friendships in my life

### HANDS (*Generosity*)

- work with others
- work within a group
- work within a committee
- work with adults
- get past differences to reach a goal
- help others to succeed
- make something with my hands
- explore a career interest I am
- follow directions
- lead others
- find ways to make a positive contribution to society
- understand the importance of community service
- see that my efforts can make a difference
- take the initiative to start something on my own

### HEALTH (*Mastery*)

- understand my strengths and weaknesses
- finish something I started
- be proud of my accomplishments bullying or
- accept change
- see that my character can affect a situation
- take responsibility for my own words and actions
- deal with winning and losing gracefully
- be careful and practice safety
- appreciate the importance of good health
- stay healthy
- feel good about myself

Other: \_\_\_\_\_  
\_\_\_\_\_  
\_\_\_\_\_

## **Section 3: Project Attachments**

### **4-H Project Book/ Activities**

(ONLY for 4-H Members)

Please list the six activities you completed in your 4-H project area (even ones on attached Activity Form). If activities were completed in group setting, please attach certificates with County Agent signature. There must be at least six activities—these can be within the book, activity certificates or a combination or book and activity certificates.

**Before turning into 4-H in May, complete the table and have your leader sign\* the bottom verifying they have seen the six (6) completed activities listed.**

Only complete the **Activity Form** (next page) for the following:

- a workshop (if no certificate was given)
- a prospect show you attended or participated in that was not put on by 4-H/KVLS
- any activity completed outside of the record book (**do not do the attached Activity Form for activities found in the Skill-A-Thon study guide.**)

Examples:

- Steer Parts, 10/1/19, Page 17
- Steer identification plate, 12/3/19, Activity Form and picture page 25
- Pin the parts on the hog, 1/7/20, Certificate from club leader (activity done at a club meeting)
- Goat Workshop, 11/25/19, Activity Form and certificate

| <b>Activity</b> | <b>Date (mm/dd/yy)</b> | <b>Page #/Certificate/Activity Wks</b> |
|-----------------|------------------------|--|
| <b>1.</b>       |                        |  |
| <b>2.</b>       |                        |  |
| <b>3.</b>       |                        |  |
| <b>4.</b>       |                        |  |
| <b>5.</b>       |                        |  |
| <b>6.</b>       |                        |  |

**\*Leaders please sign that you have seen the completed activities after books are returned from KVLS. Leader's Signature \_\_\_\_\_ Date \_\_\_\_/\_\_\_\_/\_\_\_\_**  
**Please see pg 5 for instructions on how to access the Skill-A-Thon page activities.**



# **Osceola County 4-H Record Book Activity Form**

(ONLY USE IF YOU DO NOT HAVE PROOF OF WORK-CERTIFICATE,  
ACTIVITY PAGES, ETC.)

Do not complete this form for Skill-A-Thon activities.

What activity did you complete (title) and when (date)?

---

---

What did you learn?

---

---

---

---

---

---

---

---

How did this activity help you with your project? \_\_\_\_\_

---

---

---

---

---

---

## **Additional Project Attachments**

**ALL project attachments should be completed in the exhibitor's handwriting.** Project Story can be typed (12pt font; choose Arial or Times New Roman, double spaced lines) or handwritten. Please only type or handwrite on one side of the paper. The story should be long enough to cover the work that you have done in the project. Make sure to have a beginning, middle and an end.

- **Project Story:** Create a story of your project experiences. In your story, answer the following:

Juniors:

- What new thing(s) did you learn about your project? (3 points)
- What was enjoyable this year? (3 points)
- What was unique about your project this year? (3 points)
- What did you do at/after the fair? (3 points)
- Minimum length is 3 paragraphs for KVLS in January and 4 paragraphs for 4-H in May (Each paragraph should be no less than 3 complete sentences.) (3 points)

Intermediates:

- What new thing(s) did you learn about your project? (2 points)
- Did you meet your goals? What plans or goals do you have for next year? (3 points)
- What problems did you have and how did you overcome them? (3 points)
- What would you do differently next time? (1 points)
- What did you do at/after the fair? (3 points)
- Minimum length is 4 paragraphs for KVLS in January and 5 paragraphs for 4-H in May (Each paragraph should be no less than 5 complete sentences.) (3 points)

Seniors:

- What new thing(s) did you learn about your project? (1 points)
- Did you meet your goals? What plans or goals do you have for next year? (3 points)
- What problems did you have and how did you overcome them? (3 points)
- What would you do differently next time? (1 points)
- What were your accomplishments? (1 points)
- What did you do at/after the fair? (3 points)
- Minimum length 5 paragraphs for KVLS in January and 6 paragraphs for 4-H in May (Each paragraph should be no less than 5 complete sentences.) (3 points)

- **Project Pictures:** Attach 3-20 photos of your project work with captions and dates. In the caption **EXPLAIN** what you are doing. An automatic 3 points off if captions or dates are missing.

Show progress of you and your market animal together during your project. Include a beginning, middle and end. Pictures should not be selfies. You need to be in the photos, and you need to be doing something project related. (Ex: feeding your goat (show a picture of you pouring feed into the pan).

You may also include pictures of your citizenship and leadership activities. This does not count towards the limits on your numbers of photo (3 minimum, 20 maximum). These also do not count toward your project photos (unless the activity directly relates to your project). Flat stickers are acceptable, but do not include bulky scrapbook accessories! Digital photo collages are acceptable (4 photos max per page). No 3-D items.

## **AUCTIONEER STATEMENT INSTRUCTIONS**

Complete and **TYPE** Auctioneer Statement on next page and attach it to the inside of the front cover of your record book.

Due to the limited time available, and the high number of animals to be auctioned, *statements must be brief.*

- Type the statement in a 16-pt. font. Arial or Times New Roman
- Write it in 3<sup>rd</sup> person (she, he, her, his), NOT in 1<sup>st</sup> person (I, me, my).

Things you *may* include:

- The exhibitor's name (commonly called, not formal), age, school grade (7<sup>th</sup>, 8<sup>th</sup> – not A, B) and school name (DO NOT include the word "School" following "Elementary," "Middle," or "High.");
- The animal's name, your club's name and any offices you currently hold (do not use the word, "currently");
- The number of years you have been in 4H/FFA and number of years in this market project;
- Something learned/experienced this project year (relating to the project –serious or humorous);
- What your earnings will be applied toward;
- If you are a senior, mention that it is your last year and any goals/plans you have (college/major, military, etc.); and
- Any special thank-you's or acknowledgements.

Read it carefully and remove any unnecessary words.

## **AUCTIONEER STATEMENT**

EXHIBITOR'S NAME \_\_\_\_\_

NAME OF ANIMAL \_\_\_\_\_ TAG/TATTOO # \_\_\_\_\_

Please type a short one paragraph story (100 words or less) about yourself for the auctioneer to read before he/she auctions your animal. Remember, this page **must be typed** in 16 pt. font (Arial or Times New Roman) and attached by a **paper clip inside the front cover**.







“The Foundation for the Gator Nation” an Equal Opportunity Institution



Handbook revised by Brittany Justesen and Jessica Sprain, Extension Faculty  
Osceola County Cooperative Extension Service  
and the University of Florida

Adapted from KVLS Market Animal Record Book  
KVLS Poultry Chair Annette Nation

Record Book Created August 2022